



**System
Preservation Plan
2011 – 2020**



We're Shaping Utah's Transportation Future Today

This report is a yearly publication for asset groups and regions to use during when developing their construction programs (STIP workshops for example). It contains the 10-year optimized preservation program for the years 2011 through 2020. Although budgets are recommended for all 10 years, projects are only given for the first six years, or 2011 through 2016. Project recommendations are the result of life cycle cost analysis and optimization in the Asset Management System (AMS), which includes CARS, PONTIS, and dTIMS. Figure A. summarizes the process used in the AMS. Inputs to the system are data and models. Outputs are budget and project recommendations that are needed to preserve the transportation system, or “Take Care of What We Have”.

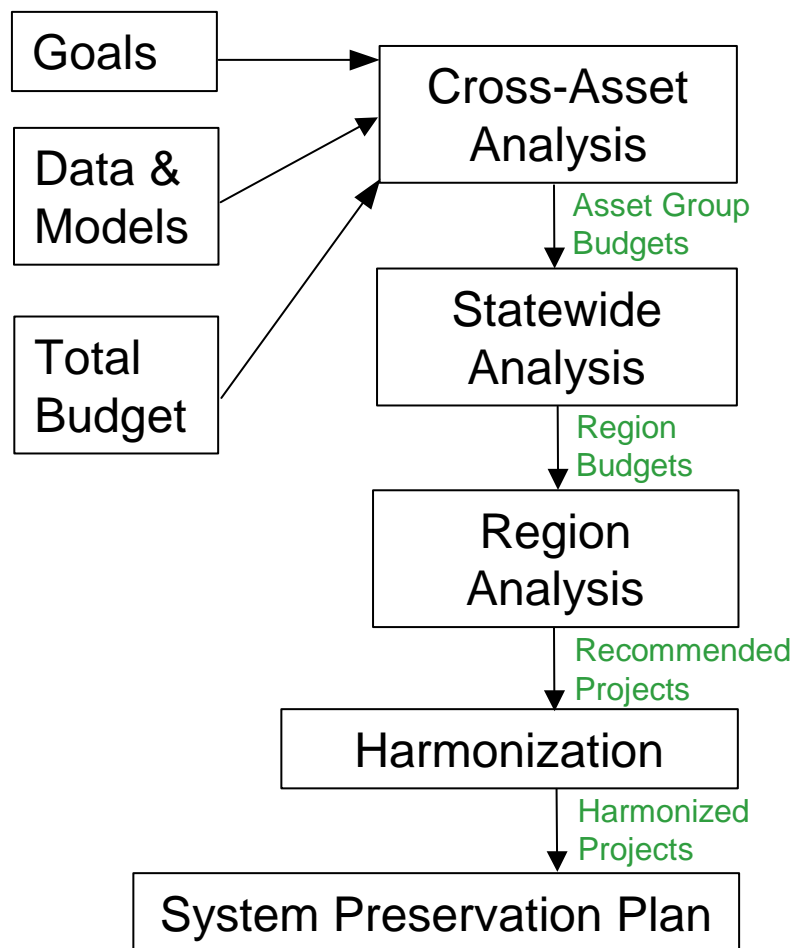


Figure A. Asset Management System

According to the AMS, the budgets needed to preserve the system (in terms of 2011 dollars assuming 3% inflation) are: **\$208M for Pavements**, **\$62M for Structures** and **\$23M for Safety**.

Statewide, the pavement and bridge budgets are further divided as follows:

		Pavement	Bridge	Grand Total
Statewide	Total	\$208,000,000	\$62,000,000	\$270,000,000
	Blue Book	\$145,000,000	\$31,200,000	\$176,200,000
	Orange Book	\$63,000,000	\$30,800,000	\$93,800,000

Region-wide, the pavement and bridge budgets are divided as follows:

Regionwide		Pavement	Bridge	Grand Total
Region 1	Total	\$33,300,000	\$18,300,000	\$51,600,000
	Blue Book	\$19,700,000	\$11,600,000	\$31,300,000
	Orange Book	\$13,600,000	\$6,700,000	\$20,300,000
Region 2	Total	\$47,800,000	\$30,900,000	\$78,700,000
	Blue Book	\$33,700,000	\$17,400,000	\$51,100,000
	Orange Book	\$14,100,000	\$13,500,000	\$27,600,000
Region 3	Total	\$35,400,000	\$3,700,000	\$39,100,000
	Blue Book	\$21,500,000	\$2,200,000	\$23,700,000
	Orange Book	\$13,900,000	\$1,500,000	\$15,400,000
Region 4	Total	\$91,500,000	\$9,100,000	\$100,600,000
	Blue Book	\$70,100,000	\$0	\$70,100,000
	Orange Book	\$21,400,000	\$9,100,000	\$30,500,000

Safety project recommendations in this plan are for the purposes of coordinating construction activities. The project areas are recommended based on the Safety Index (2002-2004 data) and traffic volume for each mile section of state highway. These projects, together with pavement and bridge projects have been “harmonized” together as much as possible so that they line up with each other in time and space to minimize impacts to the public and improve traffic control efficiencies.

Assuming that the data and models in the AMS reflect reality, these projects should preserve the network of state roads and structures near their current 2006 conditions. The following series of figures shows the recommended budgets with the resulting conditions. This key summarizes the figures:

	Statewide	Region	Pavement	Structures
Figure 0S	X			X
Figure 0P	X		X	
Figure 1P		1	X	
Figure 2P		2	X	
Figure 3P		3	X	
Figure 4P		4	X	

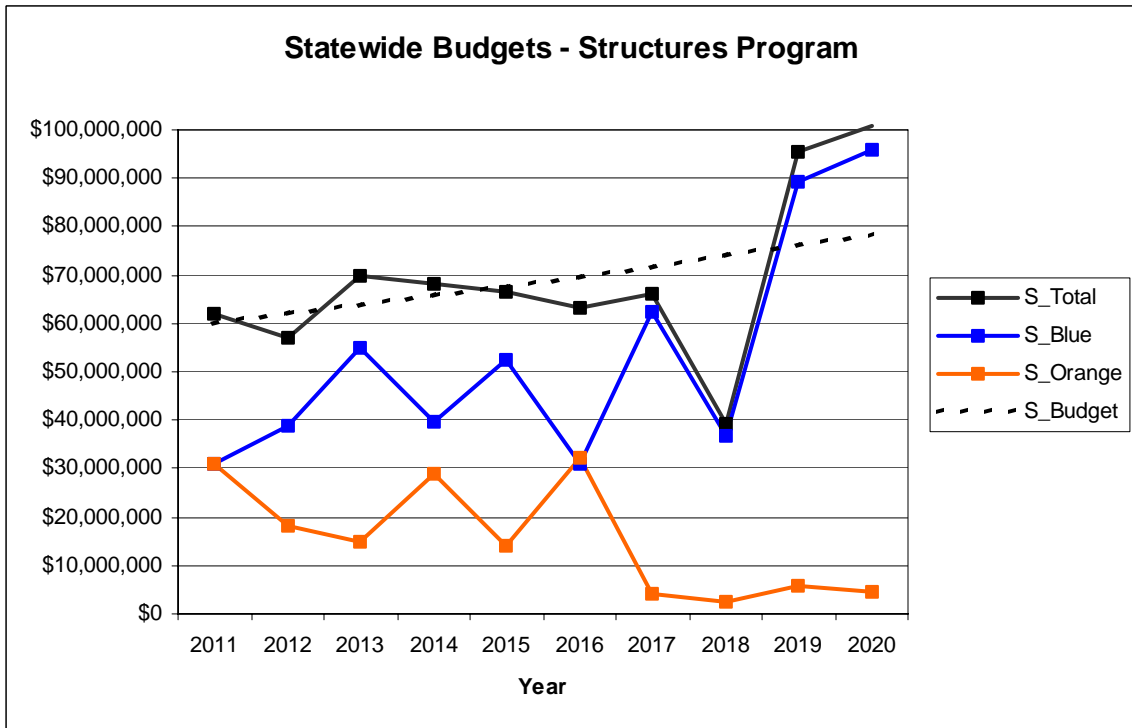
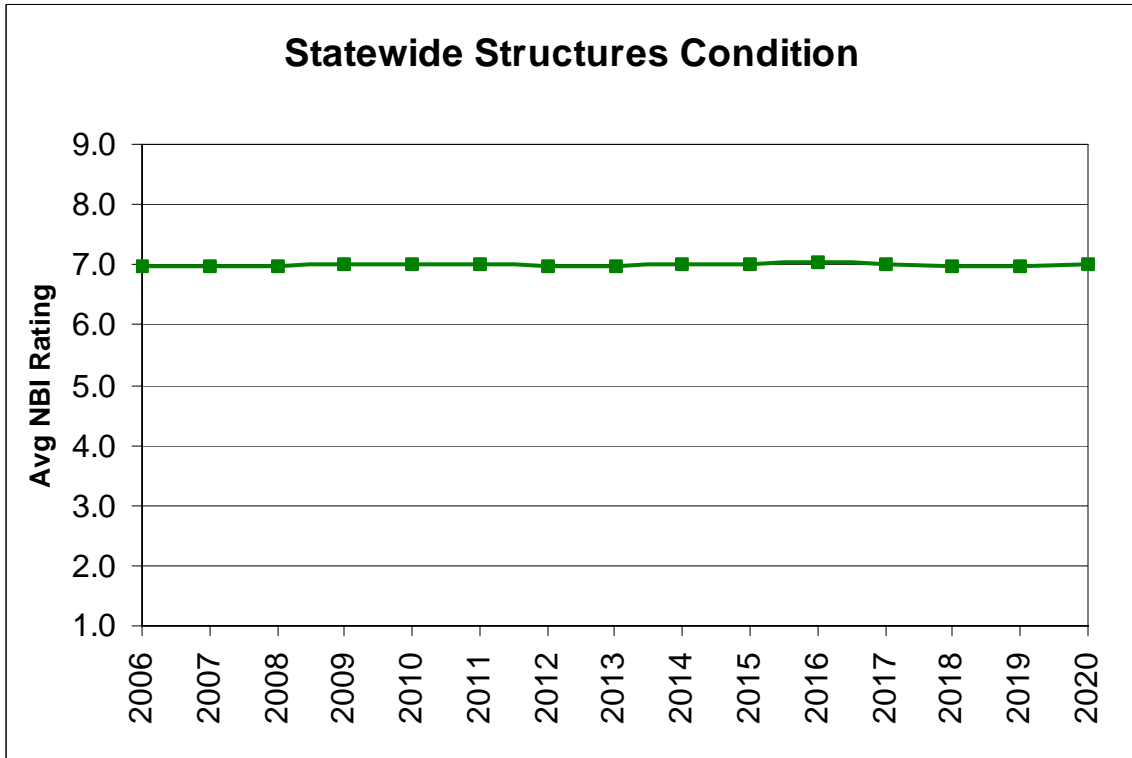


Figure 0S. Statewide Structures Condition and Budgets

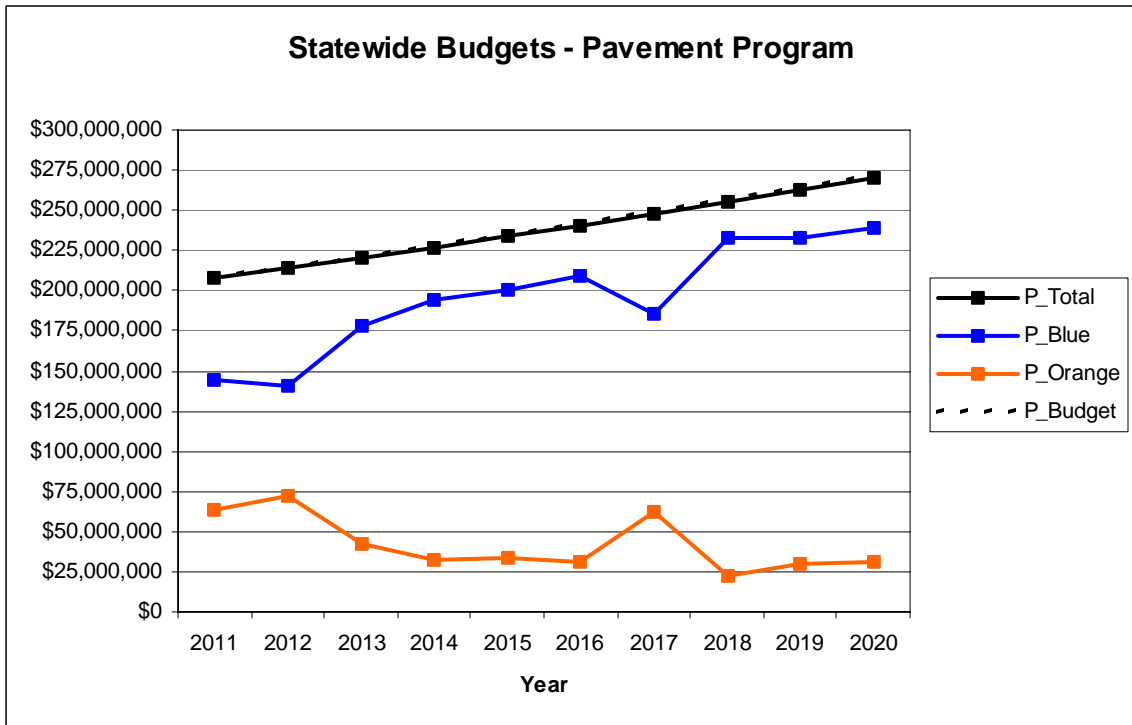
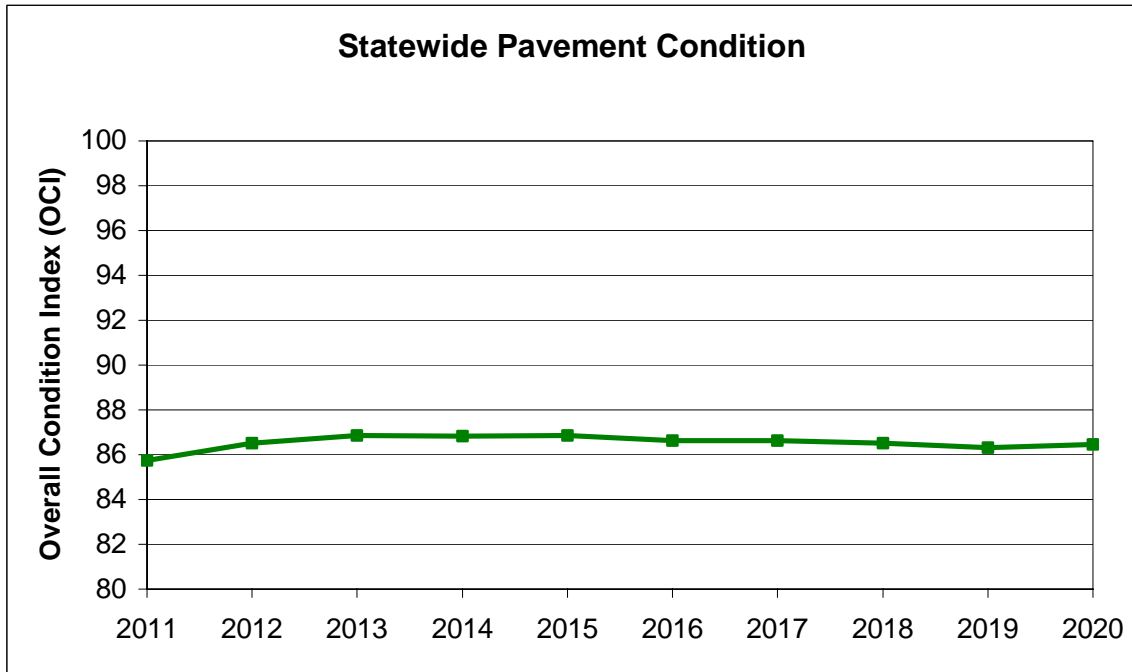


Figure 0P. Statewide Pavement Condition and Budgets

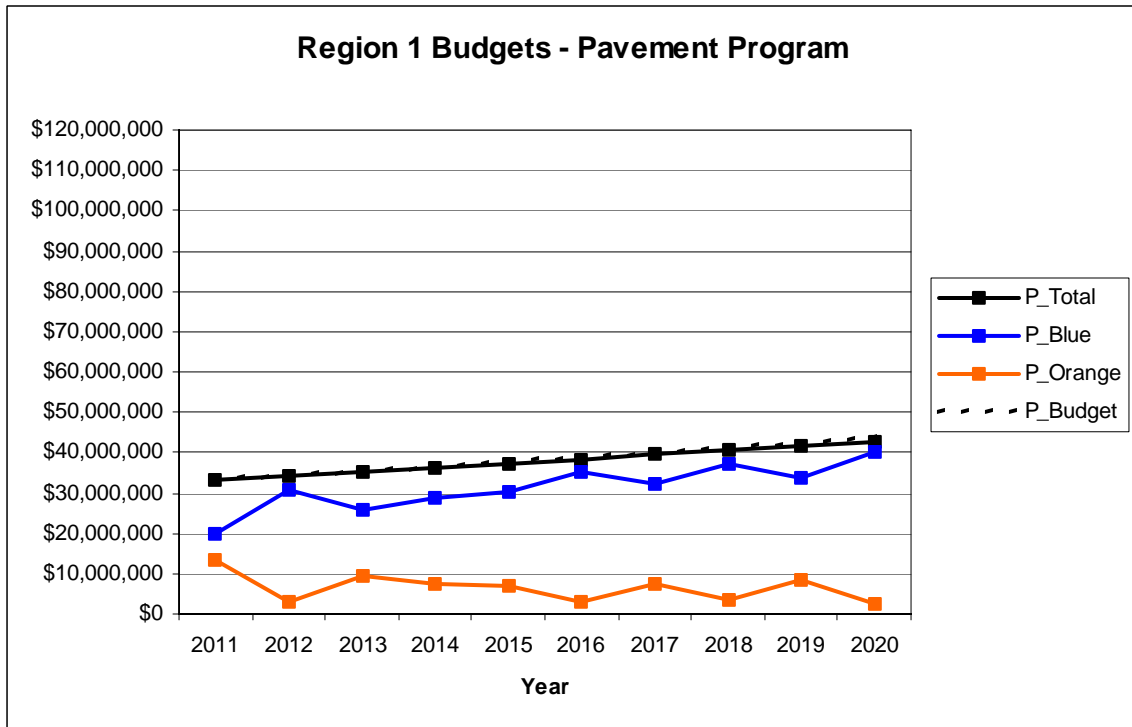
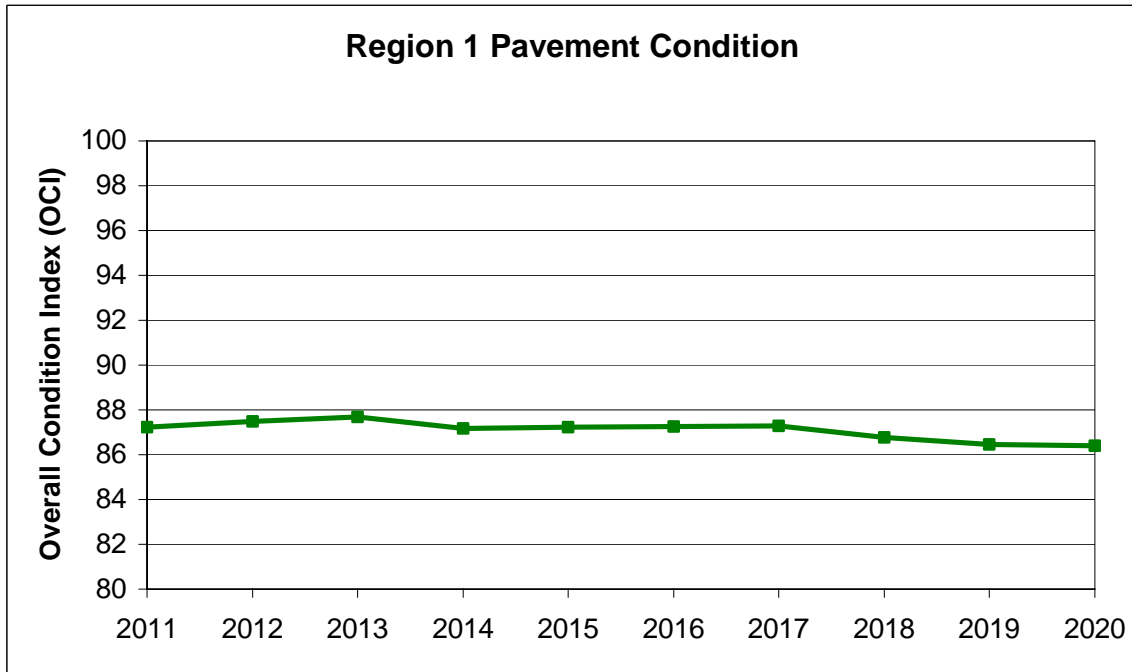


Figure 1P. Region 1 Pavement Condition and Budgets

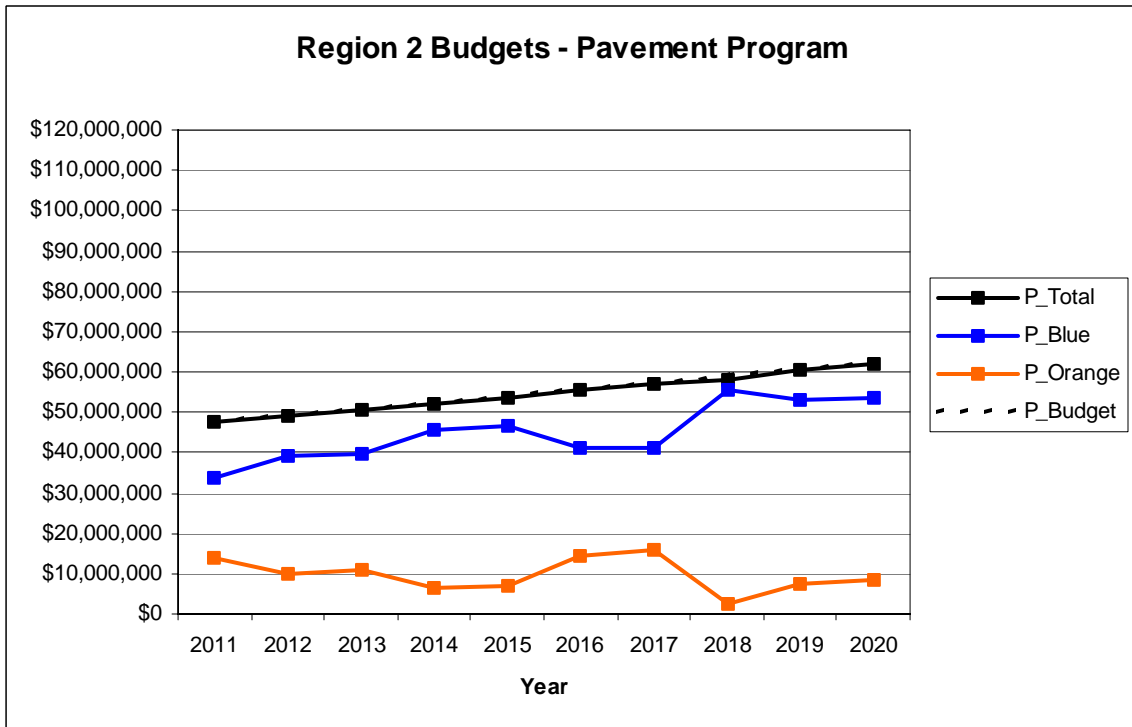
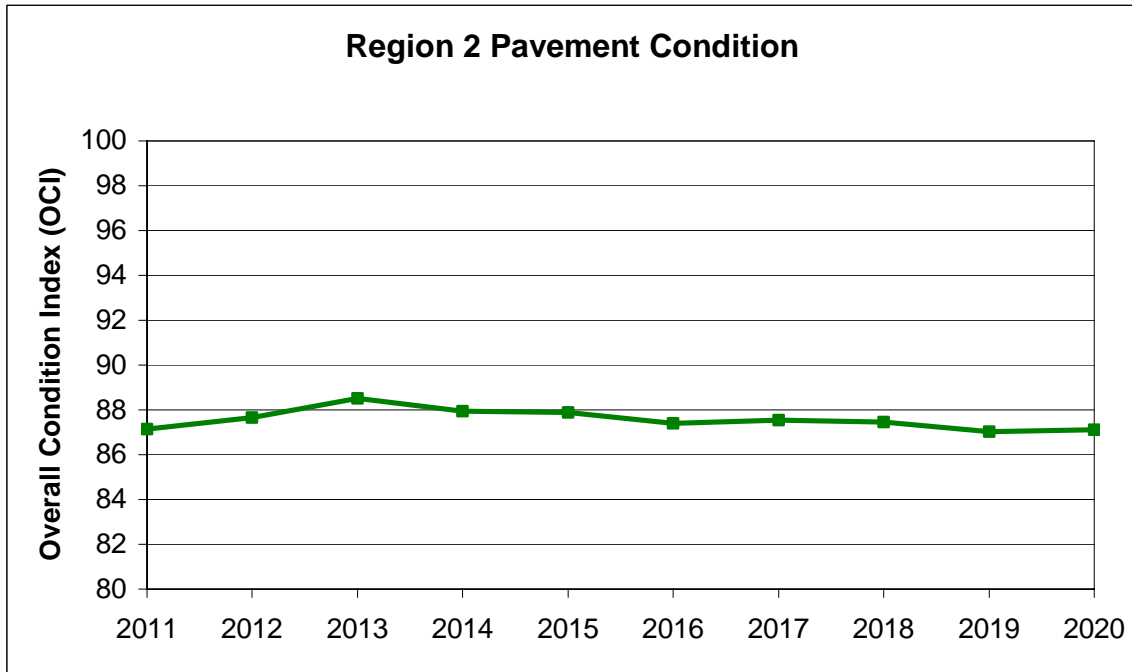


Figure 2P. Region 2 Pavement Condition and Budgets

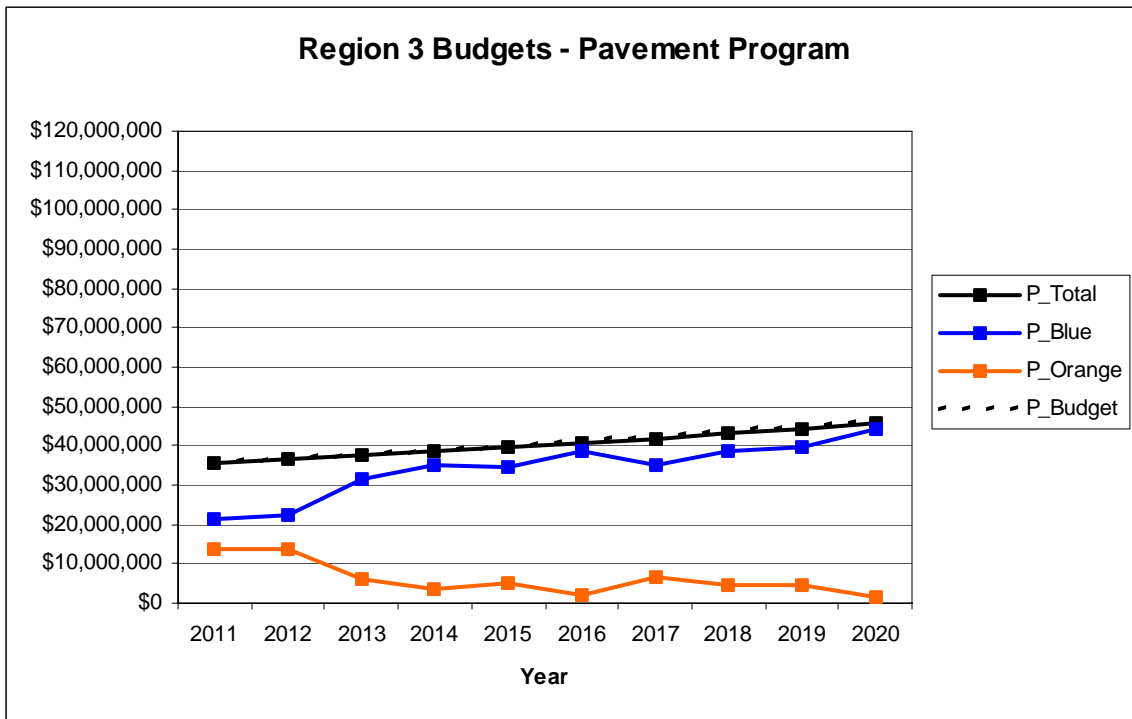
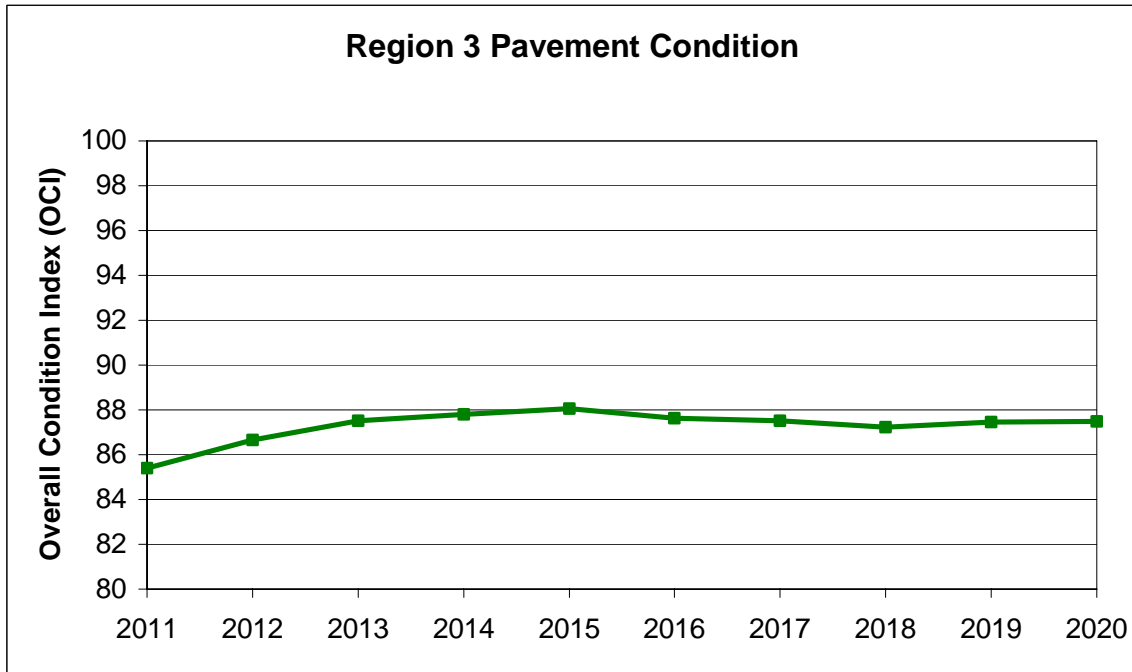


Figure 3P. Region 3 Pavement Condition and Budgets

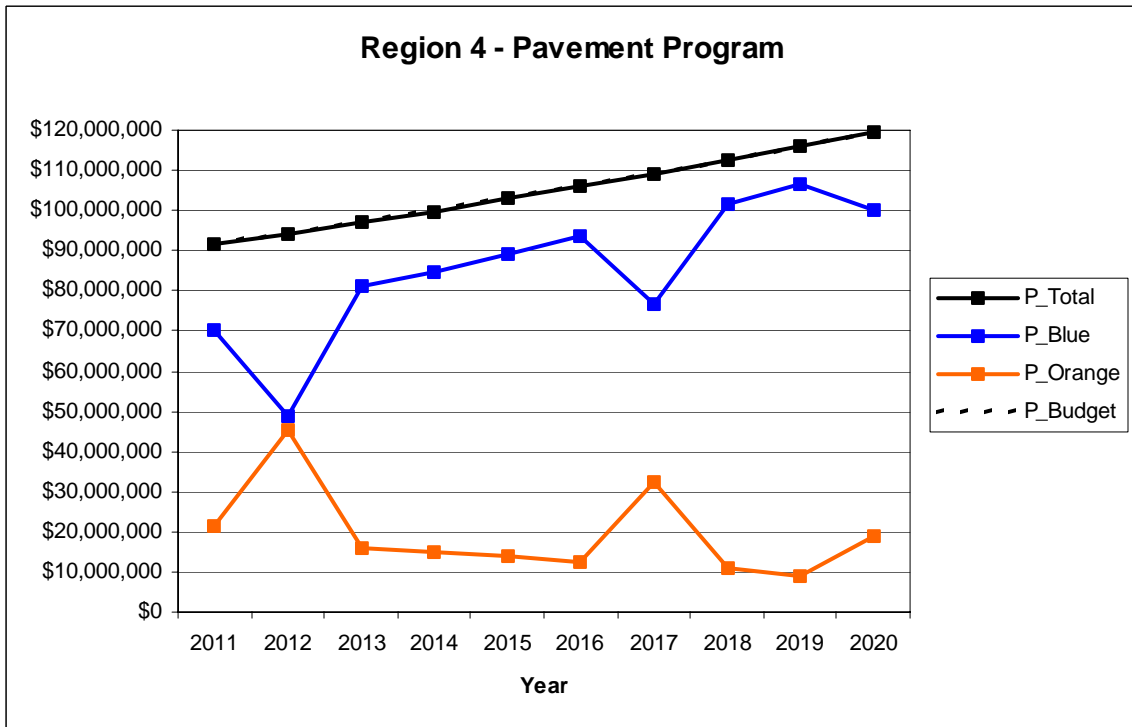
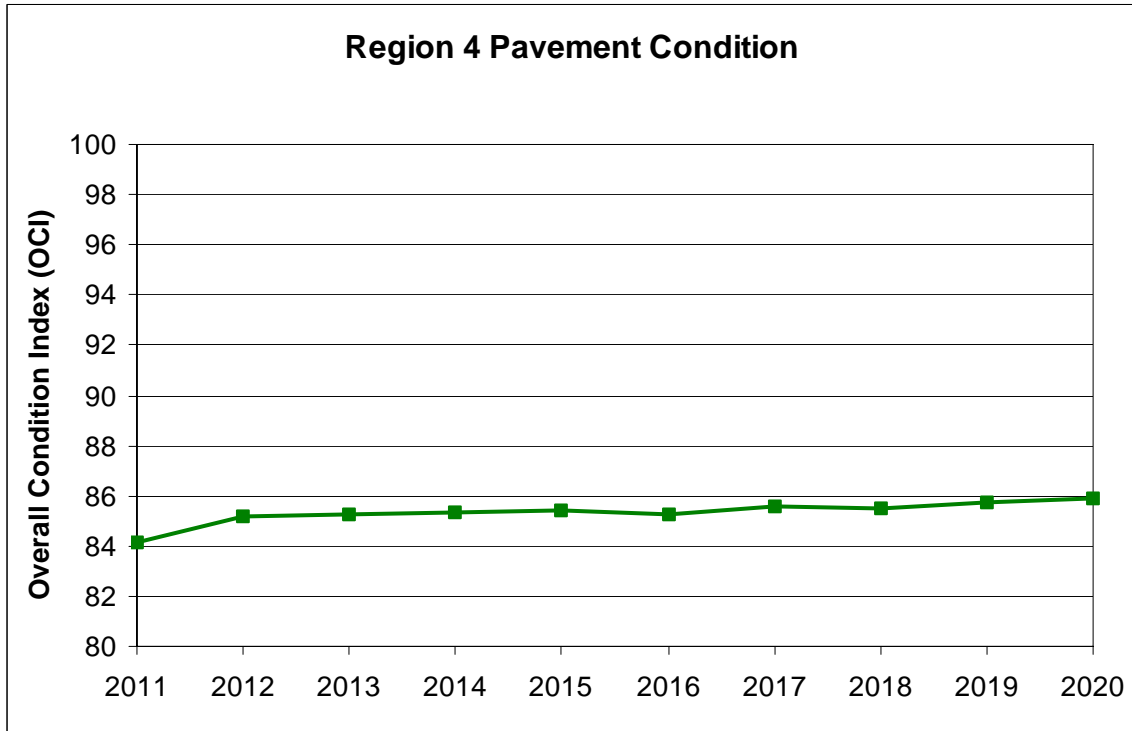


Figure 4P. Region 4 Pavement Condition and Budgets

Please refer to this document when preparing STIP updates. This is intended to make your job easier by providing you the project concepts and preliminary cost estimates. If you must override any of the projects in the plan, please notify the Asset Management engineer. This is not for review and approval but rather for giving feedback to the asset management system and for tracking accuracy of the asset management model.

The following key will help you understand the column headings of the harmonization table.

Column Heading	Description
Line	Line number (for original sort)
Road	State Road
From	Beginning Milepoint
To	Ending Milepoint
Region	UDOT Region
AADT	Annual Average Daily Traffic
Asset	Pavement, Structure or Safety
ElementID	Pavement Section, Bridge # or Safety Mile Section
Milepoint	Midpoint of project section
Treatment	Project type
Budget	Blue Book or Orange Book
Cost	Cost of project
Condition	Pavement Overall Condition Index Bridge Health Index Safety Index

Note: The Asset Management Team (Kim Schvaneveldt and Glen Ames) produces the System Preservation Plan. However, much of the contributing work is performed by the Asset Groups which are: Pavement (Gary Kuhl & Austin Baysinger, Structures (Dave Eixenberger), and Safety (Bob Hull & Robert Clayton). Future editions of the System Preservation will contain ITS and mobility projects. Both of these were unavailable at the time of this publication.

Line	Road	From	To	Region	AADT	Asset	ElementID	Milepoint	Year	Treatment	Budget	Cost	Condition
REGION ONE													
1	0013P	0	2.871	1	14807	Pavement	013P-00000	1.44	2006	MINOR_REHAB_ASPHALT	Blue	\$0	78
2	0013P	0	2.871	1	14807	Pavement	013P-00000	1.44	2018	MINOR_REHAB_ASPHALT	Blue	\$1,811,090	78
3													
4	0013P	2.871	5.501	1	5611	Pavement	013P-00287	4.19	2015	MAJOR_REHAB_ASPHALT	Blue	\$2,316,563	88
5	0013P	2.871	5.501	1	5611	Structure	0F 599	3.28	2015	PREVENTIVE_DECK	Orange	\$95,431	95
6	0013P	2.871	5.501	1	5611	Structure	0F 599	3.28	2015	PREVENTIVE_SUBSTRUCTURE	Orange	\$47,715	95
7	0013P	2.871	5.501	1	5611	Structure	0D 383	5.09	2015	REPLACE_STRUCTURE	Blue	\$213,616	81
8													
9	0013P	5.501	8.204	1	7254	Pavement	013P-00550	6.85	2009	MINOR_REHAB_ASPHALT	Blue	\$797,089	89
10	0013P	5.501	8.204	1	7254	Pavement	013P-00550	6.85	2017	CHIP_SEAL	Orange	\$252,432	89
11													
12	0013P	8.204	11.504	1	1969	Pavement	013P-00820	9.85	2014	MAJOR_REHAB_ASPHALT	Blue	\$2,799,825	75
13	0013P	8.204	11.504	1	1969	Structure	0F 552	11.50	2014	PREVENTIVE_DECK	Orange	\$59,641	99
14	0013P	8.204	11.504	1	1969	Structure	0F 552	11.50	2014	PREVENTIVE_SUBSTRUCTURE	Orange	\$29,821	99
15													
16	0013P	11.504	17.525	1	1620	Pavement	013P-01150	14.51	2009	MINOR_REHAB_ASPHALT	Blue	\$1,682,646	74
17	0013P	11.504	17.525	1	1620	Pavement	013P-01150	14.51	2019	MINOR_REHAB_ASPHALT	Blue	\$2,261,335	74
18													
19	0013P	17.525	19.885	1	5418	Pavement	013P-01752	18.71	2007	FUNCTIONAL_REPAIR	Orange	\$468,312	84
20	0013P	17.525	19.885	1	5418	Pavement	013P-01752	18.71	2015	CHIP_SEAL	Orange	\$185,388	84
21	0013P	17.525	19.885	1	5418	Structure	0F 178	17.64	2014	PREVENTIVE_DECK	Orange	\$182,482	98
22	0013P	17.525	19.885	1	5418	Structure	0F 178	17.64	2014	PREVENTIVE_SUBSTRUCTURE	Orange	\$91,241	98
23													
24	0013P	19.885	32.876	1	1641	Pavement	013P-01989	26.38	2013	FUNCTIONAL_REPAIR	Orange	\$4,217,810	86
25	0013P	19.885	32.876	1	1641	Structure	0D 411	20.57	2011	MAJOR_REHAB_SUBSTRUCTURE	Blue	\$26,579	60
26	0013P	19.885	32.876	1	1641	Structure	0D 411	20.57	2019	REPAIR_DECK	Blue	\$25,252	60
27	0013P	19.885	32.876	1	1641	Structure	0D 411	20.57	2019	REPAIR_SUBSTRUCTURE	Blue	\$16,835	60
28	0013P	19.885	32.876	1	1641	Structure	0D 411	20.57	2019	REPAIR_SUPERSTRUCTURE	Blue	\$42,087	60
29	0013P	19.885	32.876	1	1641	Structure	0F 478	21.90	2013	PREVENTIVE_DECK	Orange	\$105,047	93
30	0013P	19.885	32.876	1	1641	Structure	0F 478	21.90	2013	PREVENTIVE_SUBSTRUCTURE	Orange	\$52,524	93
31													
32	0015N	312.319	313.932	1	162130	Pavement	015N-31298	313.13	2008	OG_SEAL	Orange	\$305,521	92
33	0015N	312.319	313.932	1	162130	Pavement	015N-31298	313.13	2016	OG_SEAL	Orange	\$387,025	92
34													
35	0015N	313.932	315.729	1	162130	Pavement	015N-31393	314.83	2010	FUNCTIONAL_REPAIR	Orange	\$605,045	85
36													
37	0015N	315.729	319.158	1	132691	Pavement	015N-31573	317.44	2014	MAJOR_REHAB_ASPHALT	Blue	\$5,113,527	87
38	0015N	315.729	319.158	1	132691	Structure	3D 620	316.24	2009	PREVENTIVE_DECK	Orange	\$105,223	93
39	0015N	315.729	319.158	1	132691	Structure	3D 620	316.24	2009	PREVENTIVE_SUBSTRUCTURE	Orange	\$52,611	93
40	0015N	315.729	319.158	1	132691	Structure	3D 620	316.24	2018	REPAIR_DECK	Blue	\$343,230	93

Line	Road	From	To	Region	AADT	Asset	ElementID	Milepoint	Year	Treatment	Budget	Cost	Condition
41	0015N	315.729	319.158	1	132691	Structure	3D 620	316.24	2018	REPAIR_SUBSTRUCTURE	Blue	\$228,820	93
42	0015N	315.729	319.158	1	132691	Structure	3D 620	316.24	2018	REPAIR_SUPERSTRUCTURE	Blue	\$572,050	93
43	0015N	315.729	319.158	1	132691	Structure	3D 613	318.45	2018	MAJOR_REHAB_DECK	Blue	\$638,306	90
44	0015N	315.729	319.158	1	132691	Structure	3D 613	318.45	2018	MAJOR_REHAB_SUBSTRUCTURE	Blue	\$364,746	90
45	0015N	315.729	319.158	1	132691	Structure	3D 613	318.45	2018	MAJOR_REHAB_SUPERSTR	Blue	\$638,306	90
46													
47	0015N	319.158	322.273	1	124208	Pavement	015N-31916	320.72	2009	MINOR_REHAB_CONCRETE	Blue	\$751,617	88
48													
49	0015N	322.273	324.841	1	108921	Pavement	015N-32227	323.56	2015	GRIND_CONCRETE	Blue	\$1,425,642	84
50													
51	0015N	324.841	329.85	1	79128	Pavement	015N-32484	327.35	2006	MINOR_REHAB_CONCRETE	Blue	\$0	74
52	0015N	324.841	329.85	1	79128	Structure	3F 195	328.68	2016	PREVENTIVE_DECK	Orange	\$143,211	95
53	0015N	324.841	329.85	1	79128	Structure	3F 195	328.68	2016	PREVENTIVE_SUBSTRUCTURE	Orange	\$71,606	95
54													
55	0015N	329.85	335.84	1	83834	Pavement	015N-32985	332.85	2008	MINOR_REHAB ASPHALT	Blue	\$0	80
56	0015N	329.85	335.84	1	83834	Structure	3F 63	334.10	2011	REPLACE_DECK	Blue	\$1,310,778	92
57	0015N	329.85	335.84	1	83834	Structure	3F 63	334.10	2020	PREVENTIVE_DECK	Orange	\$153,273	92
58	0015N	329.85	335.84	1	83834	Structure	3F 63	334.10	2020	PREVENTIVE_SUBSTRUCTURE	Orange	\$76,636	92
59	0015N	329.85	335.84	1	83834	Structure	3D 747	334.71	2012	REPLACE_DECK	Blue	\$755,640	92
60	0015N	329.85	335.84	1	83834	Structure	3D 747	334.71	2020	PREVENTIVE_DECK	Orange	\$88,359	92
61	0015N	329.85	335.84	1	83834	Structure	3D 747	334.71	2020	PREVENTIVE_SUBSTRUCTURE	Orange	\$44,179	92
62	0015N	329.85	335.84	1	83834	Structure	3D 719	335.82	2011	REPLACE_DECK	Blue	\$997,641	90
63	0015N	329.85	335.84	1	83834	Structure	3D 719	335.82	2020	PREVENTIVE_DECK	Orange	\$120,156	90
64													
65	0015N	335.84	339.152	1	106137	Pavement	015N-33584	337.50	2013	PREV_MAINT_CONCRETE	Orange	\$1,179,214	94
66	0015N	335.84	339.152	1	106137	Structure	3F 80	338.20	2013	REPLACE_DECK	Blue	\$1,684,213	94
67	0015N	335.84	339.152	1	106137	Structure	3F 66	338.47	2013	REPLACE_DECK	Blue	\$1,153,370	90
68	0015N	335.84	339.152	1	106137	Structure	3F 66	338.47	2019	PREVENTIVE_DECK	Orange	\$134,867	90
69	0015N	335.84	339.152	1	106137	Structure	3F 66	338.47	2019	PREVENTIVE_SUBSTRUCTURE	Orange	\$67,433	90
70													
71	0015N	339.152	342.294	1	89489	Pavement	015N-33915	340.72	2018	MINOR_REHAB_CONCRETE	Blue	\$2,715,597	92
72													
73	0015N	342.294	342.819	1	88550	Pavement	015N-34229	342.56	2011	MINOR_REHAB ASPHALT	Blue	\$202,726	89
74	0015N	342.294	342.819	1	88550	Pavement	015N-34229	342.56	2019	OG_SEAL	Orange	\$182,334	89
75	0015N	342.294	342.819	1	88550	Structure	3F 85	342.67	2015	REPLACE_STRUCTURE	Blue	\$1,738,921	77
76													
77	0015N	342.819	346.076	1	67311	Pavement	015N-34282	344.45	2007	RECONSTRUCT_CONCRETE	Blue	\$0	80
78	0015N	342.819	346.076	1	67311	Structure	3F 118	343.23	2012	REPAIR_DECK	Blue	\$257,459	92
79	0015N	342.819	346.076	1	67311	Structure	3F 118	343.23	2012	REPAIR_SUBSTRUCTURE	Blue	\$171,639	92
80	0015N	342.819	346.076	1	67311	Structure	3F 118	343.23	2012	REPAIR_SUPERSTRUCTURE	Blue	\$429,098	92
81	0015N	342.819	346.076	1	67311	Structure	3F 139	343.49	2012	REPAIR_DECK	Blue	\$149,927	89
82	0015N	342.819	346.076	1	67311	Structure	3F 139	343.49	2012	REPAIR_SUBSTRUCTURE	Blue	\$99,951	89

Line	Road	From	To	Region	AADT	Asset	ElementID	Milepoint	Year	Treatment	Budget	Cost	Condition
167	0015N	394.858	401.289	1	8769	Pavement	015N-39486	398.07	2012	GRIND_CONCRETE	Blue	\$2,061,015	88
168	0015N	394.858	401.289	1	8769	Structure	3F 372	396.42	2012	PREVENTIVE_DECK	Orange	\$42,451	96
169	0015N	394.858	401.289	1	8769	Structure	3F 372	396.42	2012	PREVENTIVE_SUBSTRUCTURE	Orange	\$21,226	96
170	0015N	394.858	401.289	1	8769	Structure	3F 373	398.85	2012	PREVENTIVE_DECK	Orange	\$53,014	96
171	0015N	394.858	401.289	1	8769	Structure	3F 373	398.85	2012	PREVENTIVE_SUBSTRUCTURE	Orange	\$26,507	96
172													
173	0015P	312.319	313.932	1	162130	Pavement	015P-31298	313.13	2008	OG_SEAL	Orange	\$305,521	92
174	0015P	312.319	313.932	1	162130	Pavement	015P-31298	313.13	2016	OG_SEAL	Orange	\$387,025	92
175	0015P	312.319	313.932	1	162130	Structure	0C 804	313.67	2016	PREVENTIVE_DECK	Orange	\$213,530	85
176	0015P	312.319	313.932	1	162130	Structure	0C 804	313.67	2016	PREVENTIVE_SUBSTRUCTURE	Orange	\$106,765	85
177	0015P	312.319	313.932	1	162130	Safety	0015P-313.00	313.50	2012	SAFETY_IMPROVEMENT	Safety	\$597,026	5
178													
179	0015P	313.932	315.729	1	162130	Pavement	015P-31393	314.83	2010	FUNCTIONAL_REPAIR	Orange	\$605,045	85
180	0015P	313.932	315.729	1	162130	Structure	1D 611	315.25	2013	REPLACE_STRUCTURE	Blue	\$3,020,304	76
181	0015P	313.932	315.729	1	162130	Safety	0015P-314.00	314.50	2014	SAFETY_IMPROVEMENT	Safety	\$633,385	4
182													
183	0015P	315.729	319.158	1	132691	Pavement	015P-31573	317.44	2014	MAJOR_REHAB_ASPHALT	Blue	\$5,113,527	87
184	0015P	315.729	319.158	1	132691	Structure	1D 620	316.23	2014	REPLACE_STRUCTURE	Blue	\$2,722,235	81
185	0015P	315.729	319.158	1	132691	Structure	1D 615	316.70	2014	REPLACE_DECK	Blue	\$1,466,167	88
186	0015P	315.729	319.158	1	132691	Structure	1D 615	316.70	2020	PREVENTIVE_DECK	Orange	\$171,443	88
187	0015P	315.729	319.158	1	132691	Structure	1D 615	316.70	2020	PREVENTIVE_SUBSTRUCTURE	Orange	\$85,721	88
188	0015P	315.729	319.158	1	132691	Structure	1D 613	318.44	2017	MAJOR_REHAB_SUPERSTR	Blue	\$638,306	90
189	0015P	315.729	319.158	1	132691	Safety	0015P-316.00	316.50	2012	SAFETY_IMPROVEMENT	Safety	\$597,026	5
190	0015P	315.729	319.158	1	132691	Safety	0015P-318.00	318.50	2014	SAFETY_IMPROVEMENT	Safety	\$633,385	4
191													
192	0015P	319.158	322.273	1	124208	Pavement	015P-31916	320.72	2009	MINOR_REHAB_CONCRETE	Blue	\$751,617	88
193	0015P	319.158	322.273	1	124208	Safety	0015P-322.00	322.50	2011	SAFETY_IMPROVEMENT	Safety	\$579,637	6
194													
195	0015P	322.273	324.841	1	108921	Pavement	015P-32227	323.56	2015	GRIND_CONCRETE	Blue	\$1,425,642	84
196	0015P	322.273	324.841	1	108921	Structure	0C 448	322.53	2012	PREVENTIVE_DECK	Orange	\$149,566	90
197	0015P	322.273	324.841	1	108921	Structure	0C 448	322.53	2012	PREVENTIVE_SUBSTRUCTURE	Orange	\$74,783	90
198	0015P	322.273	324.841	1	108921	Structure	0C 448	322.53	2020	REPAIR_DECK	Blue	\$473,666	90
199	0015P	322.273	324.841	1	108921	Structure	0C 448	322.53	2020	REPAIR_SUBSTRUCTURE	Blue	\$315,777	90
200	0015P	322.273	324.841	1	108921	Structure	0C 448	322.53	2020	REPAIR_SUPERSTRUCTURE	Blue	\$789,443	90
201	0015P	322.273	324.841	1	108921	Safety	0015P-323.00	323.50	2014	SAFETY_IMPROVEMENT	Safety	\$633,385	4
202	0015P	322.273	324.841	1	108921	Safety	0015P-324.00	324.50	2013	SAFETY_IMPROVEMENT	Safety	\$614,937	5
203													
204	0015P	324.841	329.85	1	79128	Pavement	015P-32484	327.35	2006	MINOR_REHAB_CONCRETE	Blue	\$0	74
205	0015P	324.841	329.85	1	79128	Structure	0C 598	325.62	2011	REPAIR_DECK	Blue	\$447,535	97
206	0015P	324.841	329.85	1	79128	Structure	0C 598	325.62	2011	REPAIR_SUBSTRUCTURE	Blue	\$298,356	97
207	0015P	324.841	329.85	1	79128	Structure	0C 598	325.62	2011	REPAIR_SUPERSTRUCTURE	Blue	\$745,891	97
208	0015P	324.841	329.85	1	79128	Structure	0C 544	326.85	2009	PREVENTIVE_DECK	Orange	\$142,273	94

Line	Road	From	To	Region	AADT	Asset	ElementID	Milepoint	Year	Treatment	Budget	Cost	Condition
209	0015P	324.841	329.85	1	79128	Structure	0C 544	326.85	2009	PREVENTIVE_SUBSTRUCTURE	Orange	\$71,137	94
210	0015P	324.841	329.85	1	79128	Structure	0C 544	326.85	2017	REPAIR_DECK	Blue	\$450,569	94
211	0015P	324.841	329.85	1	79128	Structure	0C 544	326.85	2017	REPAIR_SUBSTRUCTURE	Blue	\$300,379	94
212	0015P	324.841	329.85	1	79128	Structure	0C 544	326.85	2017	REPAIR_SUPERSTRUCTURE	Blue	\$750,948	94
213	0015P	324.841	329.85	1	79128	Structure	1F 195	328.66	2017	PREVENTIVE_DECK	Orange	\$143,211	95
214	0015P	324.841	329.85	1	79128	Structure	1F 195	328.66	2017	PREVENTIVE_SUBSTRUCTURE	Orange	\$71,606	95
215	0015P	324.841	329.85	1	79128	Safety	0015P-326.00	326.50	2013	SAFETY_IMPROVEMENT	Safety	\$614,937	5
216	0015P	324.841	329.85	1	79128	Safety	0015P-327.00	327.50	2015	SAFETY_IMPROVEMENT	Safety	\$652,387	4
217	0015P	324.841	329.85	1	79128	Safety	0015P-328.00	328.50	2015	SAFETY_IMPROVEMENT	Safety	\$652,387	4
218	0015P	324.841	329.85	1	79128	Safety	0015P-329.00	329.50	2015	SAFETY_IMPROVEMENT	Safety	\$652,387	4
219													
220	0015P	329.85	335.84	1	83834	Pavement	015P-32985	332.85	2008	MINOR_REHAB ASPHALT	Blue	\$0	80
221	0015P	329.85	335.84	1	83834	Structure	0D 736	330.73	2009	PREVENTIVE_DECK	Orange	\$98,871	78
222	0015P	329.85	335.84	1	83834	Structure	0D 736	330.73	2009	PREVENTIVE_SUBSTRUCTURE	Orange	\$49,436	78
223	0015P	329.85	335.84	1	83834	Structure	0D 736	330.73	2018	REPAIR_DECK	Blue	\$313,118	78
224	0015P	329.85	335.84	1	83834	Structure	0D 736	330.73	2018	REPAIR_SUBSTRUCTURE	Blue	\$208,746	78
225	0015P	329.85	335.84	1	83834	Structure	0D 736	330.73	2018	REPAIR_SUPERSTRUCTURE	Blue	\$521,864	78
226	0015P	329.85	335.84	1	83834	Structure	1F 63	334.08	2013	REPLACE_DECK	Blue	\$1,310,778	92
227	0015P	329.85	335.84	1	83834	Structure	0E1901	334.49	2020	REPLACE_CULVERT	Blue	\$1,134,442	70
228	0015P	329.85	335.84	1	83834	Structure	1D 747	334.69	2012	REPLACE_DECK	Blue	\$755,640	92
229	0015P	329.85	335.84	1	83834	Structure	1D 747	334.69	2018	PREVENTIVE_DECK	Orange	\$88,359	92
230	0015P	329.85	335.84	1	83834	Structure	1D 747	334.69	2018	PREVENTIVE_SUBSTRUCTURE	Orange	\$44,179	92
231	0015P	329.85	335.84	1	83834	Structure	1D 719	335.82	2011	REPLACE_DECK	Blue	\$997,641	90
232	0015P	329.85	335.84	1	83834	Structure	1D 719	335.82	2018	PREVENTIVE_DECK	Orange	\$116,657	90
233	0015P	329.85	335.84	1	83834	Structure	1D 719	335.82	2018	PREVENTIVE_SUBSTRUCTURE	Orange	\$58,328	90
234	0015P	329.85	335.84	1	83834	Safety	0015P-330.00	330.50	2012	SAFETY_IMPROVEMENT	Safety	\$597,026	6
235	0015P	329.85	335.84	1	83834	Safety	0015P-331.00	331.50	2015	SAFETY_IMPROVEMENT	Safety	\$652,387	4
236	0015P	329.85	335.84	1	83834	Safety	0015P-332.00	332.50	2015	SAFETY_IMPROVEMENT	Safety	\$652,387	4
237	0015P	329.85	335.84	1	83834	Safety	0015P-333.00	333.50	2015	SAFETY_IMPROVEMENT	Safety	\$652,387	4
238	0015P	329.85	335.84	1	83834	Safety	0015P-334.00	334.50	2013	SAFETY_IMPROVEMENT	Safety	\$614,937	5
239	0015P	329.85	335.84	1	83834	Safety	0015P-335.00	335.50	2013	SAFETY_IMPROVEMENT	Safety	\$614,937	5
240													
241	0015P	335.84	339.152	1	106137	Pavement	015P-33584	337.50	2013	PREV_MAINT_CONCRETE	Orange	\$1,179,214	94
242	0015P	335.84	339.152	1	106137	Structure	0E1902	336.82	2013	REPAIR_CULVERT	Blue	\$179,108	70
243	0015P	335.84	339.152	1	106137	Structure	1F 80	338.18	2013	REPLACE_DECK	Blue	\$1,313,285	87
244	0015P	335.84	339.152	1	106137	Structure	1F 66	338.47	2013	REPLACE_DECK	Blue	\$1,483,711	90
245	0015P	335.84	339.152	1	106137	Safety	0015P-336.00	336.50	2012	SAFETY_IMPROVEMENT	Safety	\$597,026	6
246	0015P	335.84	339.152	1	106137	Safety	0015P-339.00	339.50	2013	SAFETY_IMPROVEMENT	Safety	\$614,937	6
247													
248	0015P	339.152	342.294	1	89489	Pavement	015P-33915	340.72	2020	MINOR_REHAB_CONCRETE	Blue	\$2,880,977	92
249	0015P	339.152	342.294	1	89489	Structure	0D 735	340.23	2011	REPLACE_STRUCTURE	Blue	\$1,897,245	75
250	0015P	339.152	342.294	1	89489	Safety	0015P-340.00	340.50	2016	SAFETY_IMPROVEMENT	Safety	\$671,958	4

Line	Road	From	To	Region	AADT	Asset	ElementID	Milepoint	Year	Treatment	Budget	Cost	Condition
251	0015P	339.152	342.294	1	89489	Safety	0015P-342.00	342.50	2012	SAFETY_IMPROVEMENT	Safety	\$597,026	6
252													
253	0015P	342.294	342.819	1	88550	Pavement	015P-34229	342.56	2011	MINOR_REHAB_ASPHALT	Blue	\$202,726	89
254	0015P	342.294	342.819	1	88550	Pavement	015P-34229	342.56	2019	OG_SEAL	Orange	\$182,334	89
255													
256	0015P	342.819	346.076	1	67311	Pavement	015P-34282	344.45	2007	RECONSTRUCT_CONCRETE	Blue	\$0	80
257	0015P	342.819	346.076	1	67311	Structure	1F 118	343.23	2011	REPAIR_DECK	Blue	\$257,459	89
258	0015P	342.819	346.076	1	67311	Structure	1F 118	343.23	2011	REPAIR_SUBSTRUCTURE	Blue	\$171,639	89
259	0015P	342.819	346.076	1	67311	Structure	1F 118	343.23	2011	REPAIR_SUPERSTRUCTURE	Blue	\$429,098	89
260	0015P	342.819	346.076	1	67311	Structure	1C 569	343.87	2011	REPAIR_DECK	Blue	\$157,507	98
261	0015P	342.819	346.076	1	67311	Structure	1C 569	343.87	2011	REPAIR_SUBSTRUCTURE	Blue	\$105,005	98
262	0015P	342.819	346.076	1	67311	Structure	1C 569	343.87	2011	REPAIR_SUPERSTRUCTURE	Blue	\$262,512	98
263	0015P	342.819	346.076	1	67311	Structure	0E1456	344.21	2015	REPAIR_CULVERT	Blue	\$190,016	69
264	0015P	342.819	346.076	1	67311	Structure	1F 77	344.47	2011	REPAIR_DECK	Blue	\$127,466	96
265	0015P	342.819	346.076	1	67311	Structure	1F 77	344.47	2011	REPAIR_SUBSTRUCTURE	Blue	\$84,977	96
266	0015P	342.819	346.076	1	67311	Structure	1F 77	344.47	2011	REPAIR_SUPERSTRUCTURE	Blue	\$212,443	96
267	0015P	342.819	346.076	1	67311	Structure	1F 172	344.84	2011	REPAIR_DECK	Blue	\$239,778	96
268	0015P	342.819	346.076	1	67311	Structure	1F 172	344.84	2011	REPAIR_SUBSTRUCTURE	Blue	\$159,852	96
269	0015P	342.819	346.076	1	67311	Structure	1F 172	344.84	2011	REPAIR_SUPERSTRUCTURE	Blue	\$399,629	96
270	0015P	342.819	346.076	1	67311	Structure	0F 78	345.46	2015	REPLACE_STRUCTURE	Blue	\$1,695,235	78
271	0015P	342.819	346.076	1	67311	Safety	0015P-345.00	345.50	2017	SAFETY_IMPROVEMENT	Safety	\$692,117	4
272													
273	0015P	346.076	352.476	1	49005	Pavement	015P-34608	349.28	2011	OG_SEAL	Orange	\$1,630,606	96
274	0015P	346.076	352.476	1	49005	Pavement	015P-34608	349.28	2019	OG_SEAL	Orange	\$2,065,602	96
275	0015P	346.076	352.476	1	49005	Structure	1F 37	346.74	2009	PREVENTIVE_DECK	Orange	\$43,825	97
276	0015P	346.076	352.476	1	49005	Structure	1F 37	346.74	2009	PREVENTIVE_SUBSTRUCTURE	Orange	\$21,913	97
277	0015P	346.076	352.476	1	49005	Structure	1F 37	346.74	2019	REPAIR_DECK	Blue	\$151,661	97
278	0015P	346.076	352.476	1	49005	Structure	1F 37	346.74	2019	REPAIR_SUBSTRUCTURE	Blue	\$101,107	97
279	0015P	346.076	352.476	1	49005	Structure	1F 37	346.74	2019	REPAIR_SUPERSTRUCTURE	Blue	\$252,768	97
280	0015P	346.076	352.476	1	49005	Structure	1F 87	348.19	2009	PREVENTIVE_DECK	Orange	\$43,931	94
281	0015P	346.076	352.476	1	49005	Structure	1F 87	348.19	2009	PREVENTIVE_SUBSTRUCTURE	Orange	\$21,966	94
282	0015P	346.076	352.476	1	49005	Structure	1F 87	348.19	2019	REPAIR_DECK	Blue	\$143,300	94
283	0015P	346.076	352.476	1	49005	Structure	1F 87	348.19	2019	REPAIR_SUBSTRUCTURE	Blue	\$95,534	94
284	0015P	346.076	352.476	1	49005	Structure	1F 87	348.19	2019	REPAIR_SUPERSTRUCTURE	Blue	\$238,834	94
285	0015P	346.076	352.476	1	49005	Structure	1F 74	349.37	2014	PREVENTIVE_DECK	Orange	\$54,242	95
286	0015P	346.076	352.476	1	49005	Structure	1F 74	349.37	2014	PREVENTIVE_SUBSTRUCTURE	Orange	\$27,121	95
287													
288	0015P	352.476	362.645	1	43382	Pavement	015P-35248	357.56	2007	PREV_MAINT_CONCRETE	Orange	\$1,745,328	89
289	0015P	352.476	362.645	1	43382	Structure	1C 665	352.57	2016	PREVENTIVE_DECK	Orange	\$81,370	95
290	0015P	352.476	362.645	1	43382	Structure	1C 665	352.57	2016	PREVENTIVE_SUBSTRUCTURE	Orange	\$40,685	95
291	0015P	352.476	362.645	1	43382	Structure	1F 169	353.80	2016	PREVENTIVE_DECK	Orange	\$45,567	95
292	0015P	352.476	362.645	1	43382	Structure	1F 169	353.80	2016	PREVENTIVE_SUBSTRUCTURE	Orange	\$22,784	95

Line	Road	From	To	Region	AADT	Asset	ElementID	Milepoint	Year	Treatment	Budget	Cost	Condition
293	0015P	352.476	362.645	1	43382	Structure	1F 235	357.56	2016	PREVENTIVE_DECK	Orange	\$51,296	95
294	0015P	352.476	362.645	1	43382	Structure	1F 235	357.56	2016	PREVENTIVE_SUBSTRUCTURE	Orange	\$25,648	95
295	0015P	352.476	362.645	1	43382	Structure	1F 205	360.03	2016	PREVENTIVE_DECK	Orange	\$44,786	95
296	0015P	352.476	362.645	1	43382	Structure	1F 205	360.03	2016	PREVENTIVE_SUBSTRUCTURE	Orange	\$22,393	95
297	0015P	352.476	362.645	1	43382	Safety	0015P-355.00	355.50	2013	SAFETY_IMPROVEMENT	Safety	\$307,468	4
298													
299	0015P	362.645	366.131	1	26257	Pavement	015P-36264	364.39	2007	OG_SEAL	Orange	\$605,086	94
300	0015P	362.645	366.131	1	26257	Pavement	015P-36264	364.39	2015	OG_SEAL	Orange	\$766,505	94
301	0015P	362.645	366.131	1	26257	Structure	0F 584	363.74	2011	PREVENTIVE_DECK	Orange	\$158,125	99
302	0015P	362.645	366.131	1	26257	Structure	0F 584	363.74	2011	PREVENTIVE_SUBSTRUCTURE	Orange	\$79,063	99
303	0015P	362.645	366.131	1	26257	Structure	0F 584	363.74	2020	REPAIR_DECK	Blue	\$515,794	99
304	0015P	362.645	366.131	1	26257	Structure	0F 584	363.74	2020	REPAIR_SUBSTRUCTURE	Blue	\$343,862	99
305	0015P	362.645	366.131	1	26257	Structure	1C 334	365.52	2015	PREVENTIVE_DECK	Orange	\$100,118	95
306	0015P	362.645	366.131	1	26257	Structure	1C 334	365.52	2015	PREVENTIVE_SUBSTRUCTURE	Orange	\$50,059	95
307	0015P	362.645	366.131	1	26257	Safety	0015P-364.00	364.50	2015	SAFETY_IMPROVEMENT	Safety	\$326,193	4
308													
309	0015P	366.131	373.356	1	24183	Pavement	015P-36613	369.74	2009	CHIP_SEAL	Orange	\$583,441	95
310	0015P	366.131	373.356	1	24183	Pavement	015P-36613	369.74	2017	CHIP_SEAL	Orange	\$739,086	95
311	0015P	366.131	373.356	1	24183	Structure	0F 1	367.45	2009	PREVENTIVE_DECK	Orange	\$61,821	91
312	0015P	366.131	373.356	1	24183	Structure	0F 1	367.45	2009	PREVENTIVE_SUBSTRUCTURE	Orange	\$30,911	91
313	0015P	366.131	373.356	1	24183	Structure	0F 1	367.45	2017	REPAIR_DECK	Blue	\$201,656	91
314	0015P	366.131	373.356	1	24183	Structure	0F 1	367.45	2017	REPAIR_SUBSTRUCTURE	Blue	\$134,438	91
315	0015P	366.131	373.356	1	24183	Structure	0F 1	367.45	2017	REPAIR_SUPERSTRUCTURE	Blue	\$336,094	91
316	0015P	366.131	373.356	1	24183	Structure	0F 3	370.50	2009	PREVENTIVE_DECK	Orange	\$61,821	93
317	0015P	366.131	373.356	1	24183	Structure	0F 3	370.50	2009	PREVENTIVE_SUBSTRUCTURE	Orange	\$30,911	93
318	0015P	366.131	373.356	1	24183	Structure	0F 3	370.50	2017	REPAIR_DECK	Blue	\$201,656	93
319	0015P	366.131	373.356	1	24183	Structure	0F 3	370.50	2017	REPAIR_SUBSTRUCTURE	Blue	\$134,438	93
320	0015P	366.131	373.356	1	24183	Structure	0F 3	370.50	2017	REPAIR_SUPERSTRUCTURE	Blue	\$336,094	93
321	0015P	366.131	373.356	1	24183	Structure	0F 5	371.97	2009	PREVENTIVE_DECK	Orange	\$70,184	96
322	0015P	366.131	373.356	1	24183	Structure	0F 5	371.97	2009	PREVENTIVE_SUBSTRUCTURE	Orange	\$35,092	96
323	0015P	366.131	373.356	1	24183	Structure	0F 5	371.97	2017	REPAIR_DECK	Blue	\$228,935	96
324	0015P	366.131	373.356	1	24183	Structure	0F 5	371.97	2017	REPAIR_SUBSTRUCTURE	Blue	\$152,623	96
325	0015P	366.131	373.356	1	24183	Structure	0F 5	371.97	2017	REPAIR_SUPERSTRUCTURE	Blue	\$381,559	96
326													
327	0015P	373.356	376.844	1	23500	Pavement	015P-37336	375.10	2009	CHIP_SEAL	Orange	\$281,547	94
328	0015P	373.356	376.844	1	23500	Pavement	015P-37336	375.10	2017	CHIP_SEAL	Orange	\$356,655	94
329	0015P	373.356	376.844	1	23500	Structure	1F 2	374.06	2015	REPLACE_STRUCTURE	Blue	\$2,616,358	68
330	0015P	373.356	376.844	1	23500	Structure	0F 4	375.55	2009	PREVENTIVE_DECK	Orange	\$70,184	93
331	0015P	373.356	376.844	1	23500	Structure	0F 4	375.55	2009	PREVENTIVE_SUBSTRUCTURE	Orange	\$35,092	93
332	0015P	373.356	376.844	1	23500	Structure	0F 4	375.55	2017	REPAIR_DECK	Blue	\$228,935	93
333	0015P	373.356	376.844	1	23500	Structure	0F 4	375.55	2017	REPAIR_SUBSTRUCTURE	Blue	\$152,623	93
334	0015P	373.356	376.844	1	23500	Structure	0F 4	375.55	2017	REPAIR_SUPERSTRUCTURE	Blue	\$381,559	93

Line	Road	From	To	Region	AADT	Asset	ElementID	Milepoint	Year	Treatment	Budget	Cost	Condition
377	0016P	0	19.897	1	1056	Pavement	016P-00000	9.95	2009	MINOR_REHAB_ASPHALT	Blue	\$3,973,061	78
378	0016P	0	19.897	1	1056	Pavement	016P-00000	9.95	2017	MINOR_REHAB_ASPHALT	Blue	\$5,032,955	78
379													
380	0016P	19.897	29.359	1	1908	Pavement	016P-01990	24.63	2009	MINOR_REHAB_ASPHALT	Blue	\$1,993,166	87
381	0016P	19.897	29.359	1	1908	Pavement	016P-01990	24.63	2019	MINOR_REHAB_ASPHALT	Blue	\$2,678,648	87
382	0016P	19.897	29.359	1	1908	Structure	OD 324	19.96	2009	PREVENTIVE_DECK	Orange	\$14,714	81
383													
384	0023P	0	10.085	1	1424	Pavement	023P-00000	5.04	2016	MAJOR_REHAB_ASPHALT	Blue	\$7,814,265	71
385													
386	0023P	10.085	18.11	1	1512	Pavement	023P-01009	14.10	2009	FUNCTIONAL_REPAIR	Orange	\$1,275,343	73
387	0023P	10.085	18.11	1	1512	Pavement	023P-01009	14.10	2017	MINOR_REHAB_ASPHALT	Blue	\$2,019,458	73
388	0023P	10.085	18.11	1	1512	Structure	OC 687	16.77	2011	PREVENTIVE_SUBSTRUCTURE	Orange	\$45,034	99
389													
390	0023P	18.11	29.917	1	1533	Pavement	023P-01811	24.01	2006	MINOR_REHAB_ASPHALT	Blue	\$0	90
391	0023P	18.11	29.917	1	1533	Pavement	023P-01811	24.01	2014	CHIP_SEAL	Orange	\$657,138	90
392	0023P	18.11	29.917	1	1533	Structure	OD 681	29.03	2010	PREVENTIVE_DECK	Orange	\$10,000	96
393	0023P	18.11	29.917	1	1533	Structure	OD 681	29.03	2010	PREVENTIVE_SUBSTRUCTURE	Orange	\$10,000	96
394													
395	0026P	0	1.821	1	35375	Pavement	026P-00000	0.91	2007	RECONSTRUCT_ASPHALT	Blue	\$0	80
396	0026P	0	1.821	1	35375	Structure	OC 647	0.24	2011	PREVENTIVE_DECK	Orange	\$176,655	85
397	0026P	0	1.821	1	35375	Structure	OC 647	0.24	2011	PREVENTIVE_SUBSTRUCTURE	Orange	\$88,328	85
398	0026P	0	1.821	1	35375	Structure	OC 647	0.24	2019	REPAIR_DECK	Blue	\$559,455	85
399	0026P	0	1.821	1	35375	Structure	OC 647	0.24	2019	REPAIR_SUBSTRUCTURE	Blue	\$372,970	85
400	0026P	0	1.821	1	35375	Structure	OC 453	0.40	2016	PREVENTIVE_DECK	Orange	\$316,887	95
401	0026P	0	1.821	1	35375	Structure	OC 453	0.40	2016	PREVENTIVE_SUBSTRUCTURE	Orange	\$158,444	95
402	0026P	0	1.821	1	35375	Structure	OD 704	1.02	2016	PREVENTIVE_DECK	Orange	\$192,424	95
403	0026P	0	1.821	1	35375	Structure	OD 704	1.02	2016	PREVENTIVE_SUBSTRUCTURE	Orange	\$96,212	95
404	0026P	0	1.821	1	35375	Safety	0026P-000.00	0.50	2014	SAFETY_IMPROVEMENT	Safety	\$633,385	7
405	0026P	0	1.821	1	35375	Safety	0026P-001.00	1.50	2011	SAFETY_IMPROVEMENT	Safety	\$579,637	9
406													
407	0026P	1.821	3.744	1	34699	Pavement	026P-00182	2.78	2011	MINOR_REHAB_ASPHALT	Blue	\$1,249,208	89
408	0026P	1.821	3.744	1	34699	Structure	OC 802	1.99	2018	REPAIR_DECK	Blue	\$723,062	85
409	0026P	1.821	3.744	1	34699	Structure	2C 801	2.13	2010	PREVENTIVE_DECK	Orange	\$313,581	86
410	0026P	1.821	3.744	1	34699	Structure	2C 801	2.13	2010	PREVENTIVE_SUBSTRUCTURE	Orange	\$156,791	86
411	0026P	1.821	3.744	1	34699	Structure	2C 801	2.13	2018	REPAIR_DECK	Blue	\$993,088	86
412	0026P	1.821	3.744	1	34699	Safety	0026P-002.00	2.50	2016	SAFETY_IMPROVEMENT	Safety	\$671,958	5
413													
414	0030P	0	21.03	1	290	Pavement	030P-00000	10.52	2018	MINOR_REHAB_ASPHALT	Blue	\$5,254,355	91
415													
416	0030P	21.03	40.921	1	290	Pavement	030P-02103	30.98	2014	FUNCTIONAL_REPAIR	Orange	\$3,702,743	82
417													
418	0030P	40.921	58.858	1	349	Pavement	030P-04092	49.89	2010	CHIP_SEAL	Orange	\$914,173	90

Line	Road	From	To	Region	AADT	Asset	ElementID	Milepoint	Year	Treatment	Budget	Cost	Condition
419	0030P	40.921	58.858	1	349	Pavement	030P-04092	49.89	2018	MINOR_REHAB ASPHALT	Blue	\$4,632,190	90
420													
421	0030P	58.858	74.921	1	417	Pavement	030P-05886	66.89	2017	MINOR_REHAB ASPHALT	Blue	\$3,769,953	91
422													
423	0030P	74.921	90.615	1	444	Pavement	030P-07492	82.77	2015	MINOR_REHAB ASPHALT	Blue	\$3,829,248	83
424													
425	0030P	90.616	92.134	1	6402	Pavement	030P-09085	91.38	2014	MAJOR_REHAB ASPHALT	Blue	\$1,387,606	81
426													
427	0030P	92.134	95.202	1	5588	Pavement	030P-09213	93.67	2012	MAJOR_REHAB ASPHALT	Blue	\$2,714,507	75
428	0030P	92.134	95.202	1	5588	Structure	0F 321	92.50	2012	PREVENTIVE_DECK	Orange	\$41,328	93
429	0030P	92.134	95.202	1	5588	Structure	0F 321	92.50	2012	PREVENTIVE_SUBSTRUCTURE	Orange	\$20,664	93
430	0030P	92.134	95.202	1	5588	Structure	0F 322	93.76	2012	PREVENTIVE_DECK	Orange	\$175,982	92
431	0030P	92.134	95.202	1	5588	Structure	0F 342	94.71	2012	PREVENTIVE_DECK	Orange	\$54,243	92
432	0030P	92.134	95.202	1	5588	Structure	0F 342	94.71	2012	PREVENTIVE_SUBSTRUCTURE	Orange	\$27,122	92
433													
434	0030P	95.202	99.777	1	5325	Pavement	030P-09520	97.49	2008	FUNCTIONAL_REPAIR	Orange	\$801,873	73
435	0030P	95.202	99.777	1	5325	Pavement	030P-09520	97.49	2016	MINOR_REHAB ASPHALT	Blue	\$1,269,736	73
436													
437	0030P	99.777	102.631	1	5335	Pavement	030P-09978	101.20	2006	MINOR_REHAB ASPHALT	Blue	\$0	78
438	0030P	99.777	102.631	1	5335	Pavement	030P-09978	101.20	2014	CHIP_SEAL	Orange	\$177,938	78
439													
440	0030P	102.631	108.997	1	7465	Pavement	030P-10263	105.81	2010	MINOR_REHAB ASPHALT	Blue	\$1,645,649	80
441	0030P	102.631	108.997	1	7465	Pavement	030P-10263	105.81	2020	MINOR_REHAB ASPHALT	Blue	\$2,211,614	80
442	0030P	102.631	108.997	1	7465	Structure	0F 572	103.77	2015	PREVENTIVE_DECK	Orange	\$71,054	97
443	0030P	102.631	108.997	1	7465	Structure	0F 572	103.77	2015	PREVENTIVE_SUBSTRUCTURE	Orange	\$35,527	97
444	0030P	102.631	108.997	1	7465	Structure	0E 588A	104.20	2015	PREVENTIVE_DECK	Orange	\$11,717	95
445	0030P	102.631	108.997	1	7465	Structure	0E 588A	104.20	2015	PREVENTIVE_SUBSTRUCTURE	Orange	\$10,000	95
446	0030P	102.631	108.997	1	7465	Structure	0E 588D	104.72	2015	REPAIR_CULVERT	Blue	\$195,716	64
447													
448	0030P	108.997	109.93	1	9455	Pavement	030P-10900	109.46	2007	MINOR_REHAB ASPHALT	Blue	\$0	54
449	0030P	108.997	109.93	1	9455	Pavement	030P-10900	109.46	2017	MINOR_REHAB ASPHALT	Blue	\$675,767	54
450													
451	0030P	109.931	117.333	1	1326	Pavement	030P-11027	113.63	2006	FUNCTIONAL_REPAIR	Orange	\$1,191,731	71
452	0030P	109.931	117.333	1	1326	Pavement	030P-11027	113.63	2014	MINOR_REHAB ASPHALT	Blue	\$1,887,062	71
453													
454	0030P	117.333	131.969	1	647	Pavement	030P-11733	124.65	2009	MINOR_REHAB ASPHALT	Blue	\$3,124,661	74
455	0030P	117.333	131.969	1	647	Pavement	030P-11733	124.65	2018	MINOR_REHAB ASPHALT	Blue	\$4,076,974	74
456													
457	0030P	131.969	135.62	1	799	Pavement	030P-13197	133.79	2009	MINOR_REHAB ASPHALT	Blue	\$896,173	75
458	0030P	131.969	135.62	1	799	Pavement	030P-13197	133.79	2017	MINOR_REHAB ASPHALT	Blue	\$1,135,245	75
459													
460	0037P	0	3.001	1	6793	Pavement	037P-00000	1.50	2010	MINOR_REHAB ASPHALT	Blue	\$1,307,589	89

Line	Road	From	To	Region	AADT	Asset	ElementID	Milepoint	Year	Treatment	Budget	Cost	Condition
461	0037P	0	3.001	1	6793	Pavement	037P-00000	1.50	2018	CHIP_SEAL	Orange	\$414,104	89
462													
463	0037P	3.001	12.321	1	2690	Pavement	037P-00300	7.66	2011	MINOR_REHAB_ASPHALT	Blue	\$2,112,672	89
464	0037P	3.001	12.321	1	2690	Structure	0D 249	3.57	2010	PREVENTIVE_DECK	Orange	\$11,449	84
465	0037P	3.001	12.321	1	2690	Structure	0D 249	3.57	2010	PREVENTIVE_SUBSTRUCTURE	Orange	\$10,000	84
466	0037P	3.001	12.321	1	2690	Structure	0D 378	4.30	2020	REPLACE_STRUCTURE	Blue	\$200,017	72
467													
468	0038P	0	14.03	1	3539	Pavement	038P-00000	7.02	2010	MINOR_REHAB_ASPHALT	Blue	\$2,984,219	88
469													
470	0038P	14.03	19.1	1	5095	Pavement	038P-01403	16.57	2009	MINOR_REHAB_ASPHALT	Blue	\$1,115,571	87
471	0038P	14.03	19.1	1	5095	Pavement	038P-01403	16.57	2017	CHIP_SEAL	Orange	\$353,293	87
472													
473	0039P	0	3.541	1	6133	Pavement	039P-00000	1.77	2013	CHIP_SEAL	Orange	\$220,798	94
474	0039P	0	3.541	1	6133	Structure	0F 238	2.96	2014	REPLACE_STRUCTURE	Blue	\$941,251	65
475	0039P	0	3.541	1	6133	Safety	0039P-002.00	2.50	2016	SAFETY_IMPROVEMENT	Safety	\$335,979	6
476	0039P	0	3.541	1	6133	Safety	0039P-003.00	3.50	2015	SAFETY_IMPROVEMENT	Safety	\$326,193	7
477													
478	0039P	3.541	7.762	1	25961	Pavement	039P-00354	5.65	2007	MAJOR_REHAB_ASPHALT	Blue	\$0	78
479	0039P	3.541	7.762	1	25961	Safety	0039P-006.00	6.50	2013	SAFETY_IMPROVEMENT	Safety	\$614,937	9
480													
481	0039P	7.762	14.053	1	9622	Pavement	039P-00776	10.91	2013	MINOR_REHAB_ASPHALT	Blue	\$1,974,485	90
482	0039P	7.762	14.053	1	9622	Structure	0F 381	8.90	2009	PREVENTIVE_DECK	Orange	\$18,631	83
483	0039P	7.762	14.053	1	9622	Structure	0D 634	11.61	2013	REPLACE_STRUCTURE	Blue	\$1,251,571	69
484	0039P	7.762	14.053	1	9622	Structure	0F 598	13.33	2013	PREVENTIVE_DECK	Orange	\$37,061	85
485	0039P	7.762	14.053	1	9622	Structure	0F 598	13.33	2013	PREVENTIVE_SUBSTRUCTURE	Orange	\$18,530	85
486	0039P	7.762	14.053	1	9622	Safety	0039P-009.00	9.50	2013	SAFETY_IMPROVEMENT	Safety	\$307,468	8
487	0039P	7.762	14.053	1	9622	Safety	0039P-014.00	14.50	2017	SAFETY_IMPROVEMENT	Safety	\$346,058	5
488													
489	0039P	14.053	19.44	1	5010	Pavement	039P-01405	16.75	2008	FUNCTIONAL_REPAIR	Orange	\$1,069,164	69
490	0039P	14.053	19.44	1	5010	Pavement	039P-01405	16.75	2017	MINOR_REHAB_ASPHALT	Blue	\$1,743,771	69
491	0039P	14.053	19.44	1	5010	Structure	0E1099	18.13	2017	REPAIR_CULVERT	Blue	\$213,864	89
492	0039P	14.053	19.44	1	5010	Structure	0E1100	18.40	2017	REPAIR_CULVERT	Blue	\$201,587	72
493													
494	0039P	19.44	33.109	1	1496	Pavement	039P-01944	26.27	2019	MAJOR_REHAB_ASPHALT	Blue	\$12,872,490	84
495	0039P	19.44	33.109	1	1496	Structure	0D 388	28.72	2011	REPAIR_DECK	Blue	\$15,442	53
496	0039P	19.44	33.109	1	1496	Structure	0D 388	28.72	2011	REPAIR_SUBSTRUCTURE	Blue	\$10,295	53
497	0039P	19.44	33.109	1	1496	Structure	0D 389	29.19	2014	REPAIR_DECK	Blue	\$24,544	67
498	0039P	19.44	33.109	1	1496	Structure	0D 389	29.19	2014	REPAIR_SUBSTRUCTURE	Blue	\$16,362	67
499	0039P	19.44	33.109	1	1496	Structure	0D 389	29.19	2014	REPAIR_SUPERSTRUCTURE	Blue	\$40,906	67
500	0039P	19.44	33.109	1	1496	Structure	0D 395	32.41	2014	REPAIR_DECK	Blue	\$19,942	48
501	0039P	19.44	33.109	1	1496	Structure	0D 395	32.41	2014	REPAIR_SUBSTRUCTURE	Blue	\$13,295	48
502	0039P	19.44	33.109	1	1496	Structure	0D 395	32.41	2014	REPAIR_SUPERSTRUCTURE	Blue	\$33,236	48

Line	Road	From	To	Region	AADT	Asset	ElementID	Milepoint	Year	Treatment	Budget	Cost	Condition
503													
504	0039P	33.109	43.817	1	520	Pavement	039P-03311	38.46	2012	MINOR_REHAB_ASPHALT	Blue	\$2,301,724	85
505	0039P	33.109	43.817	1	520	Pavement	039P-03311	38.46	2020	MINOR_REHAB_ASPHALT	Blue	\$2,915,755	85
506													
507	0039P	43.817	67.744	1	375	Pavement	039P-04382	55.78	2017	MINOR_REHAB_ASPHALT	Blue	\$6,358,714	87
508													
509	0042P	0	7.392	1	160	Pavement	042P-00000	3.70	2019	MINOR_REHAB_ASPHALT	Blue	\$2,286,303	82
510													
511	0053P	0	0.95	1	14754	Pavement	053P-00000	0.48	2015	MINOR_REHAB_ASPHALT	Blue	\$560,919	93
512													
513	0053P	0.95	1.673	1	14941	Pavement	053P-00095	1.31	2018	MINOR_REHAB_CONCRETE	Blue	\$504,889	100
514	0053P	0.95	1.673	1	14941	Structure	0C 655	1.10	2012	REPLACE_STRUCTURE	Blue	\$29,052,666	75
515													
516	0053P	1.673	1.957	1	13559	Pavement	053P-00167	1.82	2016	MINOR_REHAB_ASPHALT	Blue	\$184,966	94
517													
518	0060P	0	0.774	1	9333	Pavement	060P-00000	0.39	2007	FUNCTIONAL_REPAIR	Orange	\$298,865	80
519	0060P	0	0.774	1	9333	Pavement	060P-00000	0.39	2015	MINOR_REHAB_ASPHALT	Blue	\$473,242	80
520	0060P	0	0.774	1	9333	Safety	0060P-000.00	0.50	2017	SAFETY_IMPROVEMENT	Safety	\$692,117	7
521													
522	0060P	0.774	6.113	1	2343	Pavement	060P-00077	3.44	2012	MAJOR_REHAB_ASPHALT	Blue	\$3,732,447	84
523													
524	0060P	6.113	7.496	1	2343	Pavement	060P-00611	6.80	2015	FUNCTIONAL_REPAIR	Orange	\$325,354	91
525													
526	0061P	0	7.284	1	1643	Pavement	061P-00000	3.64	2009	MINOR_REHAB_ASPHALT	Blue	\$1,422,552	87
527	0061P	0	7.284	1	1643	Structure	0F 25	0.88	2011	PREVENTIVE_DECK	Orange	\$64,800	88
528	0061P	0	7.284	1	1643	Structure	0D 548	6.52	2010	PREVENTIVE_DECK	Orange	\$17,663	80
529	0061P	0	7.284	1	1643	Structure	0D 548	6.52	2010	PREVENTIVE_SUBSTRUCTURE	Orange	\$10,000	80
530													
531	0065P	8.388	13.43	1	673	Pavement	065P-00840	10.91	2018	MAJOR_REHAB_ASPHALT	Blue	\$3,712,216	87
532													
533	0065P	13.43	21.726	1	673	Pavement	065P-01343	17.58	2019	MAJOR_REHAB_ASPHALT	Blue	\$6,737,637	86
534													
535	0066P	0	14.98	1	1058	Pavement	066P-00000	7.49	2016	MAJOR_REHAB_ASPHALT	Blue	\$10,761,751	85
536	0066P	0	14.98	1	1058	Structure	0F 424	6.21	2016	REPAIR_DECK	Blue	\$22,089	83
537	0066P	0	14.98	1	1058	Structure	0F 424	6.21	2016	REPAIR_SUPERSTRUCTURE	Blue	\$36,816	83
538	0066P	0	14.98	1	1058	Structure	0D 377	8.78	2020	REPLACE_STRUCTURE	Blue	\$253,989	75
539													
540	0068P	62.883	64.556	1	8658	Pavement	068P-06307	63.72	2015	MAJOR_REHAB_ASPHALT	Blue	\$1,419,727	81
541	0068P	62.883	64.556	1	8658	Structure	0C 512	63.70	2015	PREVENTIVE_DECK	Orange	\$135,660	95
542	0068P	62.883	64.556	1	8658	Structure	0C 512	63.70	2015	PREVENTIVE_SUBSTRUCTURE	Orange	\$67,830	95
543													
544	0068P	64.556	69.764	1	8658	Pavement	068P-06456	67.16	2016	MINOR_REHAB_ASPHALT	Blue	\$3,631,860	85

Line	Road	From	To	Region	AADT	Asset	ElementID	Milepoint	Year	Treatment	Budget	Cost	Condition
545	0068P	64.556	69.764	1	8658	Safety	0068P-069.00	69.50	2016	SAFETY_IMPROVEMENT	Safety	\$692,117	7
546													
547	0068P	69.764	70.832	1	14383	Pavement	068P-06976	70.30	2013	MAJOR_REHAB_ASPHALT	Blue	\$1,711,618	81
548	0068P	69.764	70.832	1	14383	Structure	3C 330	70.83	2013	REPLACE_STRUCTURE	Blue	\$1,204,469	58
549													
550	0079P	0	2.235	1	16298	Pavement	079P-00000	1.12	2007	RECONSTRUCT_ASPHALT	Blue	\$0	87
551	0079P	0	2.235	1	16298	Pavement	079P-00000	1.12	2020	CHIP_SEAL	Orange	\$565,150	87
552	0079P	0	2.235	1	16298	Structure	4C 478	1.74	2016	PREVENTIVE_DECK	Orange	\$130,452	95
553	0079P	0	2.235	1	16298	Structure	4C 478	1.74	2016	PREVENTIVE_SUBSTRUCTURE	Orange	\$65,226	95
554	0079P	0	2.235	1	16298	Structure	2C 478	1.75	2016	PREVENTIVE_DECK	Orange	\$130,452	95
555	0079P	0	2.235	1	16298	Structure	2C 478	1.75	2016	PREVENTIVE_SUBSTRUCTURE	Orange	\$65,226	95
556	0079P	0	2.235	1	16298	Structure	2C 314	2.23	2009	PREVENTIVE_DECK	Orange	\$138,251	75
557	0079P	0	2.235	1	16298	Structure	2C 314	2.23	2009	PREVENTIVE_SUBSTRUCTURE	Orange	\$69,125	75
558	0079P	0	2.235	1	16298	Structure	2C 314	2.23	2016	REPAIR_DECK	Blue	\$437,829	75
559	0079P	0	2.235	1	16298	Structure	2C 314	2.23	2016	REPAIR_SUBSTRUCTURE	Blue	\$291,886	75
560													
561	0079P	2.235	4.15	1	9826	Pavement	079P-00224	3.19	2007	RECONSTRUCT_ASPHALT	Blue	\$0	93
562	0079P	2.235	4.15	1	9826	Pavement	079P-00224	3.19	2016	CHIP_SEAL	Orange	\$44,881	93
563	0079P	2.235	3.004	1	9826	Structure	2C 905	2.41	2016	REPAIR_DECK	Blue	\$198,748	94
564	0079P	2.235	3.004	1	9826	Structure	4C 904	2.42	2012	PREVENTIVE_DECK	Orange	\$10,000	99
565	0079P	2.235	3.004	1	9826	Structure	4C 904	2.42	2012	PREVENTIVE_SUBSTRUCTURE	Orange	\$10,000	99
566	0079P	2.235	3.004	1	9826	Structure	4C 904	2.42	2012	PREVENTIVE_SUPERSTRUCTURE	Orange	\$10,000	99
567													
568	0079P	4.151	4.904	1	10706	Pavement	079P-00415	4.53	2018	MAJOR_REHAB_ASPHALT	Blue	\$1,315,897	90
569													
570	0081P	0	2.473	1	1182	Pavement	081P-00000	1.24	2010	MINOR_REHAB_ASPHALT	Blue	\$543,082	87
571	0081P	0	2.473	1	1182	Pavement	081P-00000	1.24	2020	MINOR_REHAB_ASPHALT	Blue	\$729,857	87
572	0081P	0	2.473	1	1182	Structure	0F 510	0.93	2011	PREVENTIVE_DECK	Orange	\$23,921	99
573	0081P	0	2.473	1	1182	Structure	0F 510	0.93	2011	PREVENTIVE_SUBSTRUCTURE	Orange	\$11,960	99
574	0081P	0	2.473	1	1182	Structure	0F 509	1.08	2011	PREVENTIVE_DECK	Orange	\$33,242	100
575	0081P	0	2.473	1	1182	Structure	0F 509	1.08	2011	PREVENTIVE_SUBSTRUCTURE	Orange	\$16,621	100
576													
577	0082P	0	2.563	1	10221	Pavement	082P-00000	1.28	2010	MINOR_REHAB_ASPHALT	Blue	\$901,189	90
578	0082P	0	2.563	1	10221	Pavement	082P-00000	1.28	2019	CHIP_SEAL	Orange	\$293,962	90
579													
580	0082P	2.563	3.128	1	4510	Pavement	082P-00256	2.85	2012	MAJOR_REHAB_ASPHALT	Blue	\$461,118	87
581													
582	0083P	0	14	1	4711	Pavement	083P-00000	7.00	2013	CHIP_SEAL	Orange	\$1,008,650	96
583													
584	0083P	14	17.461	1	3103	Pavement	083P-01400	15.73	2012	CHIP_SEAL	Orange	\$239,743	98
585													
586	0083P	17.461	31.65	1	1380	Pavement	083P-01746	24.56	2010	MINOR_REHAB_ASPHALT	Blue	\$3,378,774	75

Line	Road	From	To	Region	AADT	Asset	ElementID	Milepoint	Year	Treatment	Budget	Cost	Condition
587	0083P	17.461	31.65	1	1380	Pavement	083P-01746	24.56	2020	MINOR_REHAB ASPHALT	Blue	\$4,540,790	75
588													
589	0084N	0	8.015	1	6720	Pavement	084N-00037	4.01	2011	FUNCTIONAL_REPAIR	Orange	\$1,861,329	91
590	0084N	0	8.015	1	6720	Structure	4F 279	6.41	2011	PREVENTIVE_DECK	Orange	\$66,597	95
591	0084N	0	8.015	1	6720	Structure	4F 279	6.41	2011	PREVENTIVE_SUBSTRUCTURE	Orange	\$33,298	95
592													
593	0084N	8.015	15.807	1	9525	Pavement	084N-00802	11.91	2008	MINOR_REHAB_CONCRETE	Blue	\$0	89
594	0084N	8.015	15.807	1	9525	Structure	4D 646	11.99	2010	PREVENTIVE_DECK	Orange	\$13,520	94
595	0084N	8.015	15.807	1	9525	Structure	4D 646	11.99	2010	PREVENTIVE_SUBSTRUCTURE	Orange	\$10,000	94
596	0084N	8.015	15.807	1	9525	Structure	4D 647	14.44	2010	PREVENTIVE_DECK	Orange	\$13,520	94
597	0084N	8.015	15.807	1	9525	Structure	4D 647	14.44	2010	PREVENTIVE_SUBSTRUCTURE	Orange	\$10,000	94
598													
599	0084N	15.807	19.791	1	9755	Pavement	084N-01581	17.80	2015	MAJOR_REHAB ASPHALT	Blue	\$4,538,055	81
600	0084N	15.807	19.791	1	9755	Structure	4F 245	15.82	2015	PREVENTIVE_DECK	Orange	\$40,865	94
601	0084N	15.807	19.791	1	9755	Structure	4F 245	15.82	2015	PREVENTIVE_SUBSTRUCTURE	Orange	\$20,433	94
602	0084N	15.807	19.791	1	9755	Structure	4F 246	17.39	2011	PREVENTIVE_DECK	Orange	\$35,713	98
603	0084N	15.807	19.791	1	9755	Structure	4F 246	17.39	2011	PREVENTIVE_SUBSTRUCTURE	Orange	\$17,856	98
604													
605	0084N	19.791	29.652	1	10173	Pavement	084N-01979	24.72	2010	MINOR_REHAB_CONCRETE	Blue	\$1,599,177	93
606	0084N	19.791	29.652	1	10173	Structure	4D 618	20.33	2011	PREVENTIVE_DECK	Orange	\$72,661	98
607	0084N	19.791	29.652	1	10173	Structure	4D 618	20.33	2011	PREVENTIVE_SUBSTRUCTURE	Orange	\$36,331	98
608	0084N	19.791	29.652	1	10173	Structure	4D 619	26.58	2020	MAJOR_REHAB_DECK	Blue	\$523,975	98
609													
610	0084N	29.652	41.056	1	10442	Pavement	084N-02965	35.35	2007	MINOR_REHAB_CONCRETE	Blue	\$0	85
611													
612	0084N	41.056	41.889	1	9615	Pavement	084N-04106	41.47	2007	CHIP_SEAL	Orange	\$95,480	94
613	0084N	41.056	41.889	1	9615	Pavement	084N-04106	41.47	2015	CHIP_SEAL	Orange	\$120,951	94
614													
615	0084N	80.965	81.806	1	9178	Pavement	084N-04207	81.39	2010	MAJOR_REHAB ASPHALT	Blue	\$738,082	88
616	0084N	80.965	81.806	1	9178	Structure	4D 754	81.19	2016	MAJOR_REHAB_DECK	Blue	\$285,555	94
617													
618	0084N	81.806	87.632	1	11915	Pavement	084N-04273	84.72	2006	MINOR_REHAB_CONCRETE	Blue	\$0	96
619	0084N	81.806	87.632	1	11915	Structure	4F 75	82.00	2011	PREVENTIVE_DECK	Orange	\$78,052	98
620	0084N	81.806	87.632	1	11915	Structure	4F 75	82.00	2011	PREVENTIVE_SUBSTRUCTURE	Orange	\$39,026	98
621	0084N	81.806	87.632	1	11915	Structure	4F 95	87.51	2011	PREVENTIVE_DECK	Orange	\$60,420	97
622	0084N	81.806	87.632	1	11915	Structure	4F 95	87.51	2011	PREVENTIVE_SUBSTRUCTURE	Orange	\$30,210	97
623													
624	0084N	87.632	92.429	1	13047	Pavement	084N-04856	90.03	2009	MINOR_REHAB ASPHALT	Blue	\$0	93
625	0084N	87.632	92.429	1	13047	Pavement	084N-04856	90.03	2017	CHIP_SEAL	Orange	\$449,111	93
626	0084N	87.632	92.429	1	13047	Structure	4F 93	87.78	2020	REPLACE_STRUCTURE	Blue	\$2,000,166	83
627	0084N	87.632	92.429	1	13047	Structure	0D 763	89.20	2016	PREVENTIVE_DECK	Orange	\$210,651	95
628	0084N	87.632	92.429	1	13047	Structure	0D 763	89.20	2016	PREVENTIVE_SUBSTRUCTURE	Orange	\$105,325	95

Line	Road	From	To	Region	AADT	Asset	ElementID	Milepoint	Year	Treatment	Budget	Cost	Condition
629	0084N	87.632	92.429	1	13047	Structure	4F 94	90.75	2011	PREVENTIVE_DECK	Orange	\$80,635	84
630	0084N	87.632	92.429	1	13047	Structure	4F 94	90.75	2011	PREVENTIVE_SUBSTRUCTURE	Orange	\$40,317	84
631	0084N	87.632	92.429	1	13047	Structure	4C 476	90.99	2016	PREVENTIVE_DECK	Orange	\$236,038	95
632	0084N	87.632	92.429	1	13047	Structure	4C 476	90.99	2016	PREVENTIVE_SUBSTRUCTURE	Orange	\$118,019	95
633													
634	0084N	92.429	103.178	1	12518	Pavement	084N-05335	97.80	2006	MINOR_REHAB_ASPHALT	Blue	\$0	94
635	0084N	92.429	103.178	1	12518	Pavement	084N-05335	97.80	2014	CHIP_SEAL	Orange	\$974,298	94
636	0084N	92.429	103.178	1	12518	Structure	4F 97	93.67	2010	PREVENTIVE_DECK	Orange	\$29,439	97
637	0084N	92.429	103.178	1	12518	Structure	4F 97	93.67	2010	PREVENTIVE_SUBSTRUCTURE	Orange	\$14,720	97
638	0084N	92.429	103.178	1	12518	Structure	4F 29	96.52	2011	PREVENTIVE_DECK	Orange	\$57,275	95
639	0084N	92.429	103.178	1	12518	Structure	4F 29	96.52	2011	PREVENTIVE_SUBSTRUCTURE	Orange	\$28,638	95
640	0084N	92.429	103.178	1	12518	Structure	4D 676	98.22	2011	PREVENTIVE_DECK	Orange	\$34,253	96
641	0084N	92.429	103.178	1	12518	Structure	4D 676	98.22	2011	PREVENTIVE_SUBSTRUCTURE	Orange	\$17,126	96
642	0084N	92.429	103.178	1	12518	Structure	4D 676	98.22	2019	REPAIR_DECK	Blue	\$108,477	96
643	0084N	92.429	103.178	1	12518	Structure	4D 676	98.22	2019	REPAIR_SUBSTRUCTURE	Blue	\$72,318	96
644	0084N	92.429	103.178	1	12518	Structure	4D 677	100.46	2010	PREVENTIVE_DECK	Orange	\$33,255	95
645	0084N	92.429	103.178	1	12518	Structure	4D 677	100.46	2010	PREVENTIVE_SUBSTRUCTURE	Orange	\$16,628	95
646	0084N	92.429	103.178	1	12518	Structure	4D 667	102.30	2011	PREVENTIVE_DECK	Orange	\$34,253	96
647	0084N	92.429	103.178	1	12518	Structure	4D 667	102.30	2011	PREVENTIVE_SUBSTRUCTURE	Orange	\$17,126	96
648													
649	0084N	103.178	112.058	1	10386	Pavement	084N-06410	107.62	2011	PREV_MAINT_CONCRETE	Orange	\$1,711,818	95
650	0084N	103.178	112.058	1	10386	Structure	4D 662	103.35	2011	PREVENTIVE_DECK	Orange	\$57,388	94
651	0084N	103.178	112.058	1	10386	Structure	4D 662	103.35	2011	PREVENTIVE_SUBSTRUCTURE	Orange	\$28,694	94
652	0084N	103.178	112.058	1	10386	Structure	4D 661	103.90	2019	MAJOR_REHAB_DECK	Blue	\$424,066	96
653	0084N	103.178	112.058	1	10386	Structure	4D 645	106.18	2013	MAJOR_REHAB_SUPERSTR	Blue	\$86,181	83
654	0084N	103.178	112.058	1	10386	Structure	4F 121	107.33	2019	MAJOR_REHAB_DECK	Blue	\$493,776	97
655	0084N	103.178	112.058	1	10386	Structure	4F 121	107.33	2019	MAJOR_REHAB_SUBSTRUCTURE	Blue	\$282,158	97
656	0084N	103.178	112.058	1	10386	Structure	4F 122	107.73	2011	PREVENTIVE_DECK	Orange	\$84,453	97
657	0084N	103.178	112.058	1	10386	Structure	4F 122	107.73	2011	PREVENTIVE_SUBSTRUCTURE	Orange	\$42,227	97
658	0084N	103.178	112.058	1	10386	Structure	4D 731	108.28	2011	PREVENTIVE_DECK	Orange	\$40,542	93
659	0084N	103.178	112.058	1	10386	Structure	4D 731	108.28	2011	PREVENTIVE_SUBSTRUCTURE	Orange	\$20,271	93
660	0084N	103.178	112.058	1	10386	Structure	4D 731	108.28	2019	REPAIR_DECK	Blue	\$128,394	93
661	0084N	103.178	112.058	1	10386	Structure	4D 731	108.28	2019	REPAIR_SUBSTRUCTURE	Blue	\$85,596	93
662	0084N	103.178	112.058	1	10386	Structure	4F 114	108.72	2015	REPLACE_STRUCTURE	Blue	\$2,125,206	70
663													
664	0084P	0	8.015	1	6825	Pavement	084P-00037	4.01	2007	CHIP_SEAL	Orange	\$509,089	92
665	0084P	0	8.015	1	6825	Pavement	084P-00037	4.01	2015	CHIP_SEAL	Orange	\$644,898	92
666	0084P	0	8.015	1	6825	Structure	2F 279	6.40	2011	PREVENTIVE_DECK	Orange	\$66,597	95
667	0084P	0	8.015	1	6825	Structure	2F 279	6.40	2011	PREVENTIVE_SUBSTRUCTURE	Orange	\$33,298	95
668	0084P	0	8.015	1	6825	Structure	0F 264	7.11	2012	PREVENTIVE_DECK	Orange	\$162,638	87
669													
670	0084P	8.015	15.807	1	9528	Pavement	084P-00802	11.91	2008	MINOR_REHAB_CONCRETE	Blue	\$0	78

Line	Road	From	To	Region	AADT	Asset	ElementID	Milepoint	Year	Treatment	Budget	Cost	Condition
671	0084P	8.015	15.807	1	9528	Structure	2D 646	11.99	2009	PREVENTIVE_DECK	Orange	\$13,126	94
672	0084P	8.015	15.807	1	9528	Structure	2D 646	11.99	2009	PREVENTIVE_SUBSTRUCTURE	Orange	\$10,000	94
673	0084P	8.015	15.807	1	9528	Structure	2D 647	14.44	2009	PREVENTIVE_DECK	Orange	\$13,126	94
674	0084P	8.015	15.807	1	9528	Structure	2D 647	14.44	2009	PREVENTIVE_SUBSTRUCTURE	Orange	\$10,000	94
675													
676	0084P	15.807	19.791	1	9772	Pavement	084P-01581	17.80	2012	MINOR_REHAB_ASPHALT	Blue	\$1,415,256	82
677	0084P	15.807	19.791	1	9772	Structure	2F 245	15.82	2012	PREVENTIVE_DECK	Orange	\$40,865	94
678	0084P	15.807	19.791	1	9772	Structure	2F 245	15.82	2012	PREVENTIVE_SUBSTRUCTURE	Orange	\$20,433	94
679	0084P	15.807	19.791	1	9772	Structure	2F 246	17.39	2012	PREVENTIVE_DECK	Orange	\$35,713	94
680	0084P	15.807	19.791	1	9772	Structure	2F 246	17.39	2012	PREVENTIVE_SUBSTRUCTURE	Orange	\$17,856	94
681													
682	0084P	19.791	29.652	1	10190	Pavement	084P-01979	24.72	2010	MINOR_REHAB_CONCRETE	Blue	\$1,641,822	92
683	0084P	19.791	29.652	1	10190	Structure	2D 618	20.33	2011	PREVENTIVE_DECK	Orange	\$72,661	97
684	0084P	19.791	29.652	1	10190	Structure	2D 618	20.33	2011	PREVENTIVE_SUBSTRUCTURE	Orange	\$36,331	97
685	0084P	19.791	29.652	1	10190	Structure	0D 616	24.46	2015	MAJOR_REHAB_SUBSTRUCTURE	Blue	\$382,571	96
686	0084P	19.791	29.652	1	10190	Structure	2D 619	26.58	2011	PREVENTIVE_DECK	Orange	\$68,843	98
687	0084P	19.791	29.652	1	10190	Structure	2D 619	26.58	2011	PREVENTIVE_SUBSTRUCTURE	Orange	\$34,421	98
688													
689	0084P	29.652	41.056	1	10441	Pavement	084P-02965	35.35	2007	MINOR_REHAB_CONCRETE	Blue	\$0	79
690	0084P	29.652	41.056	1	10441	Structure	0F 474	32.41	2011	PREVENTIVE_DECK	Orange	\$102,085	99
691	0084P	29.652	41.056	1	10441	Structure	0F 473	36.92	2011	PREVENTIVE_DECK	Orange	\$105,342	100
692	0084P	29.652	41.056	1	10441	Structure	0F 473	36.92	2011	PREVENTIVE_SUBSTRUCTURE	Orange	\$52,671	100
693	0084P	29.652	41.056	1	10441	Structure	0F 472	39.51	2011	PREVENTIVE_DECK	Orange	\$103,882	100
694													
695	0084P	41.056	42.012	1	9425	Pavement	084P-04106	41.53	2011	MINOR_REHAB_ASPHALT	Blue	\$364,157	93
696	0084P	41.056	42.012	1	9425	Structure	2F 184	41.90	2011	PREVENTIVE_DECK	Orange	\$58,623	96
697	0084P	41.056	42.012	1	9425	Structure	2F 184	41.90	2011	PREVENTIVE_SUBSTRUCTURE	Orange	\$29,312	96
698	0084P	41.056	42.012	1	9425	Structure	1F 517	42.01	2020	PREVENTIVE_SUBSTRUCTURE	Orange	\$56,268	84
699													
700	0084P	81.043	81.701	1	9936	Pavement	084P-04207	81.37	2011	MINOR_REHAB_ASPHALT	Blue	\$246,838	91
701	0084P	81.043	81.701	1	9936	Structure	2C 457	81.04	2016	REPLACE_STRUCTURE	Blue	\$2,738,667	70
702													
703	0084P	81.701	87.527	1	12014	Pavement	084P-04273	84.61	2006	MINOR_REHAB_CONCRETE	Blue	\$0	94
704	0084P	81.701	87.527	1	12014	Structure	2F 75	82.10	2011	PREVENTIVE_DECK	Orange	\$78,052	96
705	0084P	81.701	87.527	1	12014	Structure	2F 75	82.10	2011	PREVENTIVE_SUBSTRUCTURE	Orange	\$39,026	96
706	0084P	81.701	87.527	1	12014	Structure	0C 644	84.59	2011	PREVENTIVE_DECK	Orange	\$322,047	96
707	0084P	81.701	87.527	1	12014	Structure	0C 644	84.59	2011	PREVENTIVE_SUBSTRUCTURE	Orange	\$161,023	96
708	0084P	81.701	87.527	1	12014	Structure	2F 95	87.52	2011	PREVENTIVE_DECK	Orange	\$60,420	96
709	0084P	81.701	87.527	1	12014	Structure	2F 95	87.52	2011	PREVENTIVE_SUBSTRUCTURE	Orange	\$30,210	96
710													
711	0084P	87.527	92.324	1	14110	Pavement	084P-04856	89.93	2009	MINOR_REHAB_ASPHALT	Blue	\$0	92
712	0084P	87.527	92.324	1	14110	Pavement	084P-04856	89.93	2017	CHIP_SEAL	Orange	\$460,878	92

Line	Road	From	To	Region	AADT	Asset	ElementID	Milepoint	Year	Treatment	Budget	Cost	Condition
713	0084P	87.527	92.324	1	14110	Structure	2F 93	87.79	2017	REPLACE_STRUCTURE	Blue	\$2,124,757	65
714	0084P	87.527	92.324	1	14110	Structure	2C 477	89.32	2017	PREVENTIVE_DECK	Orange	\$178,363	95
715	0084P	87.527	92.324	1	14110	Structure	2C 477	89.32	2017	PREVENTIVE_SUBSTRUCTURE	Orange	\$89,182	95
716	0084P	87.527	92.324	1	14110	Structure	2C 476	90.99	2017	PREVENTIVE_DECK	Orange	\$237,210	95
717	0084P	87.527	92.324	1	14110	Structure	2C 476	90.99	2017	PREVENTIVE_SUBSTRUCTURE	Orange	\$118,605	95
718													
719	0084P	92.324	103.073	1	12238	Pavement	084P-05335	97.70	2006	MINOR_REHAB_ASPHALT	Blue	\$0	92
720	0084P	92.324	103.073	1	12238	Pavement	084P-05335	97.70	2014	CHIP_SEAL	Orange	\$979,682	92
721	0084P	92.324	103.073	1	12238	Structure	2F 97	93.66	2014	PREVENTIVE_DECK	Orange	\$32,398	98
722	0084P	92.324	103.073	1	12238	Structure	2F 97	93.66	2014	PREVENTIVE_SUBSTRUCTURE	Orange	\$16,199	98
723	0084P	92.324	103.073	1	12238	Structure	2F 30	96.52	2011	PREVENTIVE_DECK	Orange	\$62,554	95
724	0084P	92.324	103.073	1	12238	Structure	2F 30	96.52	2011	PREVENTIVE_SUBSTRUCTURE	Orange	\$31,277	95
725	0084P	92.324	103.073	1	12238	Structure	2D 676	98.22	2011	PREVENTIVE_DECK	Orange	\$34,253	95
726	0084P	92.324	103.073	1	12238	Structure	2D 676	98.22	2011	PREVENTIVE_SUBSTRUCTURE	Orange	\$17,126	95
727	0084P	92.324	103.073	1	12238	Structure	2D 677	100.45	2011	PREVENTIVE_DECK	Orange	\$34,253	93
728	0084P	92.324	103.073	1	12238	Structure	2D 677	100.45	2011	PREVENTIVE_SUBSTRUCTURE	Orange	\$17,126	93
729	0084P	92.324	103.073	1	12238	Structure	0C 329	100.99	2014	REPAIR_DECK	Blue	\$321,372	94
730	0084P	92.324	103.073	1	12238	Structure	0C 329	100.99	2014	REPAIR_SUBSTRUCTURE	Blue	\$214,248	94
731	0084P	92.324	103.073	1	12238	Structure	0C 329	100.99	2014	REPAIR_SUPERSTRUCTURE	Blue	\$535,620	94
732	0084P	92.324	103.073	1	12238	Structure	2D 667	102.30	2011	PREVENTIVE_DECK	Orange	\$34,253	96
733	0084P	92.324	103.073	1	12238	Structure	2D 667	102.30	2011	PREVENTIVE_SUBSTRUCTURE	Orange	\$17,126	96
734													
735	0084P	103.073	112.229	1	10009	Pavement	084P-06410	107.65	2008	PREV_MAINT_CONCRETE	Orange	\$1,624,618	93
736	0084P	103.073	112.229	1	10009	Structure	2D 662	103.35	2019	MAJOR_REHAB_DECK	Blue	\$424,066	94
737	0084P	103.073	112.229	1	10009	Structure	2D 662	103.35	2019	MAJOR_REHAB_SUBSTRUCTURE	Blue	\$242,324	94
738	0084P	103.073	112.229	1	10009	Structure	2D 661	103.92	2016	REPLACE_DECK	Blue	\$699,730	95
739	0084P	103.073	112.229	1	10009	Structure	2F 121	107.33	2011	PREVENTIVE_DECK	Orange	\$67,720	97
740	0084P	103.073	112.229	1	10009	Structure	2F 122	107.74	2011	PREVENTIVE_DECK	Orange	\$84,453	97
741	0084P	103.073	112.229	1	10009	Structure	2F 122	107.74	2011	PREVENTIVE_SUBSTRUCTURE	Orange	\$42,227	97
742	0084P	103.073	112.229	1	10009	Structure	2F 122	107.74	2020	REPAIR_DECK	Blue	\$275,481	97
743	0084P	103.073	112.229	1	10009	Structure	2F 122	107.74	2020	REPAIR_SUBSTRUCTURE	Blue	\$183,654	97
744	0084P	103.073	112.229	1	10009	Structure	2D 731	108.28	2016	REPAIR_DECK	Blue	\$114,076	95
745	0084P	103.073	112.229	1	10009	Structure	2D 731	108.28	2016	REPAIR_SUBSTRUCTURE	Blue	\$76,051	95
746	0084P	103.073	112.229	1	10009	Structure	2D 731	108.28	2016	REPAIR_SUPERSTRUCTURE	Blue	\$190,127	95
747	0084P	103.073	112.229	1	10009	Structure	2F 114	108.71	2016	REPLACE_STRUCTURE	Blue	\$2,036,718	63
748	0084P	103.073	112.229	1	10009	Structure	0F 153	109.57	2016	PREVENTIVE_DECK	Orange	\$841,061	95
749	0084P	103.073	112.229	1	10009	Structure	0F 153	109.57	2016	PREVENTIVE_SUBSTRUCTURE	Orange	\$420,531	95
750	0084P	103.073	112.229	1	10009	Structure	0F 262	111.32	2016	PREVENTIVE_DECK	Orange	\$120,459	82
751	0084P	103.073	112.229	1	10009	Structure	0F 262	111.32	2016	PREVENTIVE_SUBSTRUCTURE	Orange	\$60,230	82
752													
753	0089P	383.774	389.531	1	25768	Pavement	089P-33146	386.65	2008	MINOR_REHAB_ASPHALT	Blue	\$0	69
754	0089P	383.774	389.531	1	25768	Pavement	089P-33146	386.65	2019	MINOR_REHAB_ASPHALT	Blue	\$3,747,491	69

Line	Road	From	To	Region	AADT	Asset	ElementID	Milepoint	Year	Treatment	Budget	Cost	Condition
755	0089P	383.774	389.531	1	25768	Structure	3C 336	384.53	2016	PREVENTIVE_DECK	Orange	\$143,472	95
756	0089P	383.774	389.531	1	25768	Structure	3C 336	384.53	2016	PREVENTIVE_SUBSTRUCTURE	Orange	\$71,736	95
757	0089P	383.774	389.531	1	25768	Structure	3C 336	384.53	2016	PREVENTIVE_SUPERSTRUCTURE	Orange	\$478,239	95
758													
759	0089P	395.586	399.446	1	31766	Pavement	089P-33623	397.52	2013	MINOR_REHAB_ASPHALT	Blue	\$3,427,220	84
760	0089P	395.586	399.446	1	31766	Structure	3C 869	395.75	2013	PREVENTIVE_DECK	Orange	\$354,275	91
761	0089P	395.586	399.446	1	31766	Structure	3C 869	395.75	2013	PREVENTIVE_SUBSTRUCTURE	Orange	\$177,138	91
762	0089P	395.586	399.446	1	31766	Structure	0F 695	396.41	2013	PREVENTIVE_DECK	Orange	\$10,000	92
763	0089P	395.586	399.446	1	31766	Structure	0F 695	396.41	2013	PREVENTIVE_SUBSTRUCTURE	Orange	\$10,000	92
764	0089P	395.586	399.446	1	31766	Structure	1F 692	397.29	2013	PREVENTIVE_DECK	Orange	\$10,000	95
765	0089P	395.586	399.446	1	31766	Structure	1F 692	397.29	2013	PREVENTIVE_SUBSTRUCTURE	Orange	\$10,000	95
766	0089P	395.586	399.446	1	31766	Structure	3F 691	397.40	2013	PREVENTIVE_DECK	Orange	\$10,000	96
767	0089P	395.586	399.446	1	31766	Structure	3F 691	397.40	2013	PREVENTIVE_SUBSTRUCTURE	Orange	\$10,000	96
768													
769	0089P	399.446	403.438	1	34824	Pavement	089P-34009	401.44	2010	MAJOR_REHAB_ASPHALT	Blue	\$1,342,215	72
770													
771	0089P	403.438	405.957	1	34824	Pavement	089P-34408	404.70	2013	MINOR_REHAB_ASPHALT	Blue	\$4,841,122	77
772	0089P	403.438	405.957	1	34824	Structure	1F 175	405.92	2016	MAJOR_REHAB_SUBSTRUCTURE	Blue	\$280,187	81
773	0089P	403.438	405.957	1	34824	Structure	3F 175	405.93	2016	PREVENTIVE_DECK	Orange	\$86,578	95
774	0089P	403.438	405.957	1	34824	Structure	3F 175	405.93	2016	PREVENTIVE_SUBSTRUCTURE	Orange	\$43,289	95
775													
776	0089P	405.957	408.26	1	35251	Pavement	089P-34660	407.11	2006	MINOR_REHAB_ASPHALT	Blue	\$0	92
777	0089P	405.957	408.26	1	35251	Pavement	089P-34660	407.11	2016	OG_SEAL	Orange	\$1,144,079	92
778													
779	0089P	408.26	411.533	1	27267	Pavement	089P-34891	409.90	2011	OG_SEAL	Orange	\$1,569,966	93
780	0089P	408.26	411.533	1	27267	Pavement	089P-34891	409.90	2019	OG_SEAL	Orange	\$1,988,786	93
781													
782	0089P	411.533	413.177	1	32500	Pavement	089P-35218	412.36	2008	MINOR_REHAB_ASPHALT	Blue	\$0	86
783	0089P	411.533	413.177	1	32500	Pavement	089P-35218	412.36	2019	MINOR_REHAB_ASPHALT	Blue	\$1,376,775	86
784													
785	0089P	413.177	414.043	1	32500	Pavement	089P-35382	413.61	2008	MINOR_REHAB_ASPHALT	Blue	\$0	77
786	0089P	413.177	414.043	1	32500	Pavement	089P-35382	413.61	2019	MINOR_REHAB_ASPHALT	Blue	\$1,080,733	77
787													
788	0089P	414.043	415.242	1	29827	Pavement	089P-35469	414.64	2009	GRIND_CONCRETE	Blue	\$545,666	89
789	0089P	414.043	415.242	1	29827	Structure	0C 778	414.69	2020	PREVENTIVE_SUBSTRUCTURE	Orange	\$71,434	96
790													
791	0089P	415.242	416.312	1	32610	Pavement	089P-35589	415.78	2011	MAJOR_REHAB_ASPHALT	Blue	\$2,413,008	87
792													
793	0089P	416.312	417.207	1	25260	Pavement	089P-35696	416.76	2010	MINOR_REHAB_ASPHALT	Blue	\$536,704	90
794													
795	0089P	417.207	420.062	1	22844	Pavement	089P-35785	418.63	2010	CHIP_SEAL	Orange	\$377,925	94
796	0089P	417.207	420.062	1	22844	Pavement	089P-35785	418.63	2018	CHIP_SEAL	Orange	\$478,744	94

Line	Road	From	To	Region	AADT	Asset	ElementID	Milepoint	Year	Treatment	Budget	Cost	Condition
881	0091P	27.201	28.225	1	32804	Pavement	091P-02720	27.71	2013	MINOR_REHAB_ASPHALT	Blue	\$688,033	92
882	0091P	27.201	28.225	1	32804	Safety	0091P-028.00	28.50	2014	SAFETY_IMPROVEMENT	Safety	\$633,385	7
883													
884	0091P	28.225	32.682	1	28505	Pavement	091P-02822	30.45	2010	MINOR_REHAB_ASPHALT	Blue	\$2,637,047	91
885	0091P	28.225	32.682	1	28505	Pavement	091P-02822	30.45	2018	OG_SEAL	Orange	\$2,371,778	91
886	0091P	28.225	32.682	1	28505	Safety	0091P-029.00	29.50	2015	SAFETY_IMPROVEMENT	Safety	\$652,387	7
887													
888	0091P	32.682	35.26	1	22173	Pavement	091P-03268	33.97	2007	RECONSTRUCT_ASPHALT	Blue	\$0	86
889	0091P	32.682	35.26	1	22173	Pavement	091P-03268	33.97	2017	CHIP_SEAL	Orange	\$469,003	86
890													
891	0091P	35.26	38.518	1	11912	Pavement	091P-03526	36.89	2006	RECONSTRUCT_ASPHALT	Blue	\$0	95
892	0091P	35.26	38.518	1	11912	Pavement	091P-03526	36.89	2017	CHIP_SEAL	Orange	\$247,389	95
893													
894	0091P	38.518	45.591	1	7186	Pavement	091P-03852	42.05	2006	RECONSTRUCT_ASPHALT	Blue	\$0	93
895	0091P	38.518	45.591	1	7186	Pavement	091P-03852	42.05	2017	CHIP_SEAL	Orange	\$602,924	93
896													
897	0093P	0	0.368	1	26350	Pavement	093P-00000	0.18	2013	MINOR_REHAB_ASPHALT	Blue	\$152,343	88
898													
899	0097P	0	3.087	1	4824	Pavement	097P-00000	1.54	2014	MINOR_REHAB_ASPHALT	Blue	\$1,114,802	88
900													
901	0097P	3.087	5.355	1	4824	Pavement	097P-00309	4.22	2012	FUNCTIONAL_REPAIR	Orange	\$836,780	86
902	0097P	3.087	5.355	1	4824	Pavement	097P-00309	4.22	2020	MINOR_REHAB_ASPHALT	Blue	\$1,325,009	86
903													
904	0101P	0	5.916	1	4980	Pavement	101P-00000	2.96	2011	MINOR_REHAB_ASPHALT	Blue	\$1,794,504	83
905	0101P	0	5.916	1	4980	Structure	0D 368	0.99	2014	REPLACE_STRUCTURE	Blue	\$348,316	58
906													
907	0101P	5.916	21.77	1	948	Pavement	101P-00592	13.84	2016	MAJOR_REHAB_ASPHALT	Blue	\$11,705,077	71
908	0101P	5.916	21.77	1	948	Structure	0D 626	7.71	2016	PREVENTIVE_DECK	Orange	\$13,670	95
909	0101P	5.916	21.77	1	948	Structure	0D 626	7.71	2016	PREVENTIVE_SUBSTRUCTURE	Orange	\$10,000	95
910													
911	0102P	0	14.092	1	1377	Pavement	102P-00000	7.05	2009	MINOR_REHAB_ASPHALT	Blue	\$2,792,024	73
912	0102P	0	14.092	1	1377	Pavement	102P-00000	7.05	2017	CHIP_SEAL	Orange	\$884,213	73
913	0102P	0	14.092	1	1377	Structure	0D 820	8.12	2012	REPLACE_STRUCTURE	Blue	\$145,364	58
914													
915	0102P	14.092	16.559	1	6802	Pavement	102P-01409	15.33	2014	MAJOR_REHAB_ASPHALT	Blue	\$2,904,434	76
916	0102P	14.092	16.559	1	6802	Structure	0C 542	14.23	2014	PREVENTIVE_DECK	Orange	\$221,577	95
917	0102P	14.092	16.559	1	6802	Structure	0C 542	14.23	2014	PREVENTIVE_SUBSTRUCTURE	Orange	\$110,789	95
918	0102P	14.092	16.559	1	6802	Structure	0F 545	16.53	2014	PREVENTIVE_DECK	Orange	\$56,593	99
919	0102P	14.092	16.559	1	6802	Structure	0F 545	16.53	2014	PREVENTIVE_SUBSTRUCTURE	Orange	\$28,297	99
920	0102P	14.092	16.559	1	6802	Safety	0102P-016.00	16.50	2016	SAFETY_IMPROVEMENT	Safety	\$335,979	6
921													
922	0102P	16.559	17.514	1	7445	Pavement	102P-01656	17.04	2008	FUNCTIONAL_REPAIR	Orange	\$300,960	77

Line	Road	From	To	Region	AADT	Asset	ElementID	Milepoint	Year	Treatment	Budget	Cost	Condition
965	0107P	0	4.511	1	8181	Pavement	107P-00000	2.26	2010	MAJOR_REHAB_ASPHALT	Blue	\$3,791,553	85
966	0107P	0	4.511	1	8181	Structure	0F 330	4.21	2019	REPLACE_STRUCTURE	Blue	\$14,860,223	67
967													
968	0108P	0	0.626	1	27270	Pavement	108P-00000	0.31	2012	MINOR_REHAB_ASPHALT	Blue	\$423,417	84
969	0108P	0	0.626	1	27270	Structure	0F 171	0.16	2018	MAJOR_REHAB_DECK	Blue	\$2,091,608	87
970	0108P	0	0.626	1	27270	Safety	0108P-000.00	0.50	2013	SAFETY_IMPROVEMENT	Safety	\$614,937	9
971													
972	0108P	0.626	1.928	1	22270	Pavement	108P-00063	1.28	2009	MINOR_REHAB_ASPHALT	Blue	\$791,781	90
973	0108P	0.626	1.928	1	22270	Structure	0F 581	1.14	2011	PREVENTIVE_DECK	Orange	\$187,324	85
974	0108P	0.626	1.928	1	22270	Structure	0F 581	1.14	2011	PREVENTIVE_SUBSTRUCTURE	Orange	\$93,662	85
975	0108P	0.626	1.928	1	22270	Structure	0F 582	1.31	2011	PREVENTIVE_DECK	Orange	\$206,641	85
976	0108P	0.626	1.928	1	22270	Structure	0F 582	1.31	2011	PREVENTIVE_SUBSTRUCTURE	Orange	\$103,320	85
977													
978	0108P	1.928	2.928	1	18065	Pavement	108P-00193	2.43	2010	CHIP_SEAL	Orange	\$99,550	95
979	0108P	1.928	2.928	1	18065	Pavement	108P-00193	2.43	2020	MINOR_REHAB_ASPHALT	Blue	\$535,147	95
980													
981	0108P	2.928	3.928	1	18065	Pavement	108P-00293	3.43	2006	RECONSTRUCT_ASPHALT	Blue	\$0	89
982	0108P	2.928	3.928	1	18065	Pavement	108P-00293	3.43	2017	CHIP_SEAL	Orange	\$97,499	89
983													
984	0108P	3.928	12.816	1	10329	Pavement	108P-00393	8.37	2015	MAJOR_REHAB_ASPHALT	Blue	\$9,944,426	79
985													
986	0109P	0	1.108	1	18656	Pavement	109P-00000	0.55	2009	MAJOR_REHAB_ASPHALT	Blue	\$1,196,961	77
987	0109P	0	1.108	1	18656	Structure	0C 483	0.10	2016	REPLACE_DECK	Blue	\$2,424,917	71
988													
989	0109P	1.108	2.958	1	9139	Pavement	109P-00111	2.03	2011	MAJOR_REHAB_ASPHALT	Blue	\$1,520,448	77
990													
991	0110P	0	3.488	1	1573	Pavement	110P-00000	1.74	2014	MAJOR_REHAB_ASPHALT	Blue	\$2,175,249	81
992													
993	0126P	0	4.458	1	21610	Pavement	126P-00000	2.23	2012	MINOR_REHAB_ASPHALT	Blue	\$3,064,454	85
994	0126P	0	4.458	1	21610	Pavement	126P-00000	2.23	2020	CHIP_SEAL	Orange	\$970,490	85
995	0126P	0	4.458	1	21610	Structure	0D 718	0.04	2020	REPLACE_STRUCTURE	Blue	\$3,168,516	72
996	0126P	0	4.458	1	21610	Safety	0126P-001.00	1.50	2014	SAFETY_IMPROVEMENT	Safety	\$633,385	9
997	0126P	0	4.458	1	21610	Safety	0126P-003.00	3.50	2016	SAFETY_IMPROVEMENT	Safety	\$671,958	7
998	0126P	0	4.458	1	21610	Safety	0126P-004.00	4.50	2017	SAFETY_IMPROVEMENT	Safety	\$692,117	6
999													
1000	0126P	4.458	11.147	1	24302	Pavement	126P-00446	7.80	2006	MAJOR_REHAB_ASPHALT	Blue	\$0	67
1001	0126P	4.458	11.147	1	24302	Pavement	126P-00446	7.80	2015	CHIP_SEAL	Orange	\$1,168,845	67
1002	0126P	4.458	11.147	1	24302	Structure	0D 496A	6.20	2011	PREVENTIVE_DECK	Orange	\$39,307	91
1003	0126P	4.458	11.147	1	24302	Structure	0D 496A	6.20	2011	PREVENTIVE_SUBSTRUCTURE	Orange	\$19,653	91
1004	0126P	4.458	11.147	1	24302	Structure	0D 496B	6.98	2011	PREVENTIVE_DECK	Orange	\$39,307	91
1005	0126P	4.458	11.147	1	24302	Structure	0D 496B	6.98	2011	PREVENTIVE_SUBSTRUCTURE	Orange	\$19,653	91
1006	0126P	4.458	11.147	1	24302	Safety	0126P-005.00	5.50	2015	SAFETY_IMPROVEMENT	Safety	\$652,387	7

Line	Road	From	To	Region	AADT	Asset	ElementID	Milepoint	Year	Treatment	Budget	Cost	Condition
1007	0126P	4.458	11.147	1	24302	Safety	0126P-008.00	8.50	2015	SAFETY_IMPROVEMENT	Safety	\$652,387	7
1008	0126P	4.458	11.147	1	24302	Safety	0126P-011.00	11.50	2015	SAFETY_IMPROVEMENT	Safety	\$326,193	5
1009													
1010	0126P	11.147	14.392	1	20377	Pavement	126P-01115	12.77	2012	MINOR_REHAB_ASPHALT	Blue	\$2,269,823	78
1011	0126P	11.147	14.392	1	20377	Structure	0C 913	14.37	2020	REPAIR_DECK	Blue	\$347,443	99
1012	0126P	11.147	14.392	1	20377	Safety	0126P-012.00	12.50	2016	SAFETY_IMPROVEMENT	Safety	\$335,979	4
1013	0126P	11.147	14.392	1	20377	Safety	0126P-013.00	13.50	2016	SAFETY_IMPROVEMENT	Safety	\$335,979	4
1014													
1015	0126P	14.392	21.544	1	5579	Pavement	126P-01439	17.97	2011	MINOR_REHAB_ASPHALT	Blue	\$2,529,388	90
1016	0126P	14.392	21.544	1	5579	Pavement	126P-01439	17.97	2019	CHIP_SEAL	Orange	\$801,038	90
1017	0126P	14.392	21.544	1	5579	Structure	0C 481	21.16	2019	REPLACE_STRUCTURE	Blue	\$4,420,094	77
1018	0126P	14.392	21.544	1	5579	Structure	0F 446	21.46	2011	PREVENTIVE_DECK	Orange	\$132,183	94
1019	0126P	14.392	21.544	1	5579	Structure	0F 446	21.46	2011	PREVENTIVE_SUBSTRUCTURE	Orange	\$66,091	94
1020													
1021	0127P	0	2.511	1	3038	Pavement	127P-00000	1.26	2010	MINOR_REHAB_ASPHALT	Blue	\$574,975	87
1022													
1023	0134P	0	11.263	1	3057	Pavement	134P-00000	5.63	2008	CHIP_SEAL	Orange	\$596,724	93
1024	0134P	0	11.263	1	3057	Pavement	134P-00000	5.63	2018	MINOR_REHAB_ASPHALT	Blue	\$3,207,789	93
1025	0134P	0	11.263	1	3057	Structure	0C 280	6.02	2018	REPAIR_DECK	Blue	\$225,293	71
1026	0134P	0	11.263	1	3057	Structure	0C 280	6.02	2018	REPAIR_SUBSTRUCTURE	Blue	\$150,196	71
1027	0134P	0	11.263	1	3057	Structure	0C 280	6.02	2018	REPAIR_SUPERSTRUCTURE	Blue	\$375,489	71
1028	0134P	0	11.263	1	3057	Structure	0D 804	10.83	2009	PREVENTIVE_DECK	Orange	\$23,818	76
1029	0134P	0	11.263	1	3057	Structure	0D 804	10.83	2009	PREVENTIVE_SUBSTRUCTURE	Orange	\$11,909	76
1030													
1031	0134P	11.263	14.304	1	11267	Pavement	134P-01126	12.78	2008	CHIP_SEAL	Orange	\$115,952	97
1032	0134P	11.263	14.304	1	11267	Pavement	134P-01126	12.78	2016	CHIP_SEAL	Orange	\$146,885	97
1033													
1034	0142P	0	17.323	1	1009	Pavement	142P-00000	8.66	2020	MINOR_REHAB_ASPHALT	Blue	\$4,458,742	94
1035	0142P	0	17.323	1	1009	Structure	0C 386	12.55	2016	REPAIR_DECK	Blue	\$192,033	76
1036	0142P	0	17.323	1	1009	Structure	0C 386	12.55	2016	REPAIR_SUBSTRUCTURE	Blue	\$128,022	76
1037													
1038	0158P	0	6.273	1	3758	Pavement	158P-00000	3.14	2012	MAJOR_REHAB_ASPHALT	Blue	\$2,586,902	78
1039	0158P	0	6.273	1	3758	Structure	0D 737	0.00	2019	REPLACE_STRUCTURE	Blue	\$10,000	72
1040	0158P	0	6.273	1	3758	Structure	0E1105	3.59	2019	REPAIR_CULVERT	Blue	\$220,280	88
1041													
1042	0158P	6.273	11.671	1	1765	Pavement	158P-00627	8.97	2018	MAJOR_REHAB_ASPHALT	Blue	\$6,347,474	79
1043													
1044	0165P	0	4.925	1	3898	Pavement	165P-00000	2.46	2011	MINOR_REHAB_ASPHALT	Blue	\$1,163,800	82
1045	0165P	0	4.925	1	3898	Safety	0165P-004.00	4.50	2017	SAFETY_IMPROVEMENT	Safety	\$346,058	7
1046													
1047	0165P	4.925	6.7	1	3898	Pavement	165P-00492	5.81	2007	CHIP_SEAL	Orange	\$134,464	94
1048	0165P	4.925	6.7	1	3898	Pavement	165P-00492	5.81	2015	CHIP_SEAL	Orange	\$170,336	94

Line	Road	From	To	Region	AADT	Asset	ElementID	Milepoint	Year	Treatment	Budget	Cost	Condition
1091	0204P	1.069	2.229	1	26528	Pavement	204P-00107	1.65	2013	MINOR_REHAB_ASPHALT	Blue	\$692,016	92
1092													
1093	0204P	2.229	5.414	1	21187	Pavement	204P-00223	3.82	2012	MINOR_REHAB_ASPHALT	Blue	\$1,950,810	73
1094	0204P	2.229	5.414	1	21187	Structure	0C 286	2.87	2015	REPLACE_STRUCTURE	Blue	\$2,152,593	62
1095													
1096	0215N	26.961	28.817	1	64050	Pavement	215N-02696	27.89	2012	GRIND_CONCRETE	Blue	\$348,014	78
1097													
1098	0215P	26.961	28.968	1	63081	Pavement	215P-02696	27.96	2012	GRIND_CONCRETE	Blue	\$382,042	87
1099	0215P	26.961	28.968	1	63081	Structure	4F 76	26.97	2020	REPLACE_STRUCTURE	Blue	\$1,095,329	86
1100	0215P	26.961	28.968	1	63081	Structure	2F 125	28.27	2009	PREVENTIVE_DECK	Orange	\$128,300	97
1101	0215P	26.961	28.968	1	63081	Structure	2F 125	28.27	2017	REPAIR_DECK	Blue	\$406,316	97
1102	0215P	26.961	28.968	1	63081	Structure	2F 125	28.27	2017	REPAIR_SUPERSTRUCTURE	Blue	\$677,194	97
1103	0215P	26.961	28.968	1	63081	Structure	4F 126	28.29	2012	REPAIR_DECK	Blue	\$381,559	95
1104	0215P	26.961	28.968	1	63081	Structure	4F 126	28.29	2012	REPAIR_SUBSTRUCTURE	Blue	\$254,373	95
1105	0215P	26.961	28.968	1	63081	Structure	4F 126	28.29	2012	REPAIR_SUPERSTRUCTURE	Blue	\$635,932	95
1106	0215P	26.961	28.968	1	63081	Structure	2C 514	28.45	2012	REPAIR_DECK	Blue	\$299,854	87
1107	0215P	26.961	28.968	1	63081	Structure	2C 514	28.45	2012	REPAIR_SUBSTRUCTURE	Blue	\$199,903	87
1108													
1109	0218P	0	8.202	1	1932	Pavement	218P-00000	4.10	2013	MAJOR_REHAB_ASPHALT	Blue	\$5,768,124	70
1110	0218P	0	8.202	1	1932	Structure	0F 8	5.71	2013	MAJOR_REHAB_SUBSTRUCTURE	Blue	\$236,368	76
1111													
1112	0225P	0	0.523	1	7280	Pavement	225P-00000	0.26	2009	CHIP_SEAL	Orange	\$57,282	98
1113	0225P	0	0.523	1	7280	Pavement	225P-00000	0.26	2017	CHIP_SEAL	Orange	\$72,564	98
1114													
1115	0226P	0	3.003	1	355	Pavement	226P-00000	1.50	2013	MINOR_REHAB_ASPHALT	Blue	\$1,036,530	89
1116													
1117	0227P	0	0.704	1	4905	Pavement	227P-00000	0.35	2008	CHIP_SEAL	Orange	\$86,105	93
1118	0227P	0	0.704	1	4905	Pavement	227P-00000	0.35	2019	MINOR_REHAB_ASPHALT	Blue	\$476,759	93
1119	0227P	0	0.704	1	4905	Structure	3C 521	0.00	2015	REPLACE_DECK	Blue	\$1,443,783	82
1120	0227P	0	0.704	1	4905	Structure	1F 296	0.01	2010	PREVENTIVE_DECK	Orange	\$31,947	82
1121	0227P	0	0.704	1	4905	Structure	1F 296	0.01	2010	PREVENTIVE_SUBSTRUCTURE	Orange	\$15,973	82
1122													
1123	0232P	0	2.421	1	22191	Pavement	232P-00000	1.21	2006	FUNCTIONAL_REPAIR	Orange	\$1,068,024	78
1124	0232P	0	2.421	1	22191	Pavement	232P-00000	1.21	2017	MINOR_REHAB_ASPHALT	Blue	\$1,847,994	78
1125	0232P	0	2.421	1	22191	Safety	0232P-000.00	0.50	2013	SAFETY_IMPROVEMENT	Safety	\$614,937	9
1126													
1127	0235P	0	3.078	1	22624	Pavement	235P-00000	1.54	2013	FUNCTIONAL_REPAIR	Orange	\$1,692,700	90
1128	0235P	0	3.078	1	22624	Safety	0235P-002.00	2.50	2013	SAFETY_IMPROVEMENT	Safety	\$652,387	7
1129													
1130	0235P	3.078	4.869	1	8667	Pavement	235P-00308	3.97	2017	MAJOR_REHAB_ASPHALT	Blue	\$1,980,234	83
1131													
1132	0237P	0	4.805	1	5172	Pavement	237P-00000	2.40	2014	MAJOR_REHAB_ASPHALT	Blue	\$5,101,220	72

Line	Road	From	To	Region	AADT	Asset	ElementID	Milepoint	Year	Treatment	Budget	Cost	Condition
REGION TWO													
1	0015N	285.926	288.88	2	109757	Pavement	015N-28653	287.40	2013	MINOR_REHAB ASPHALT	Blue	\$1,178,219	88
2	0015N	285.926	288.88	2	109757	Structure	3F 207	288.29	2009	PREVENTIVE_DECK	Orange	\$91,038	94
3	0015N	285.926	288.88	2	109757	Structure	3F 207	288.29	2009	PREVENTIVE_SUBSTRUCTURE	Orange	\$45,519	94
4	0015N	285.926	288.88	2	109757	Structure	3F 207	288.29	2017	REPAIR_DECK	Blue	\$288,310	94
5	0015N	285.926	288.88	2	109757	Structure	3F 207	288.29	2017	REPAIR_SUBSTRUCTURE	Blue	\$192,207	94
6	0015N	285.926	288.88	2	109757	Structure	3F 207	288.29	2017	REPAIR_SUPERSTRUCTURE	Blue	\$480,517	94
7													
8	0015N	288.88	294.257	2	107371	Pavement	015N-28888	291.57	2018	MAJOR_REHAB ASPHALT	Blue	\$10,952,422	86
9	0015N	288.88	294.257	2	107371	Structure	3F 694	291.39	2014	PREVENTIVE_DECK	Orange	\$205,293	94
10	0015N	288.88	294.257	2	107371	Structure	3F 694	291.39	2014	PREVENTIVE_SUBSTRUCTURE	Orange	\$102,647	94
11	0015N	288.88	294.257	2	107371	Structure	3F 56	292.51	2009	PREVENTIVE_DECK	Orange	\$65,526	93
12	0015N	288.88	294.257	2	107371	Structure	3F 56	292.51	2009	PREVENTIVE_SUBSTRUCTURE	Orange	\$32,763	93
13	0015N	288.88	294.257	2	107371	Structure	3F 56	292.51	2018	REPAIR_DECK	Blue	\$207,516	93
14	0015N	288.88	294.257	2	107371	Structure	3F 56	292.51	2018	REPAIR_SUBSTRUCTURE	Blue	\$138,344	93
15	0015N	288.88	294.257	2	107371	Structure	3F 56	292.51	2018	REPAIR_SUPERSTRUCTURE	Blue	\$345,861	93
16													
17	0015N	294.257	296.248	2	145003	Pavement	015N-29426	295.25	2018	MINOR_REHAB CONCRETE	Blue	\$3,764,436	94
18	0015N	294.257	296.248	2	145003	Structure	3F 609S	295.64	2014	PREVENTIVE_DECK	Orange	\$204,081	93
19	0015N	294.257	296.248	2	145003	Structure	3F 609S	295.64	2014	PREVENTIVE_SUBSTRUCTURE	Orange	\$102,040	93
20													
21	0015N	296.248	304.071	2	169493	Pavement	015N-29625	300.16	2020	MINOR_REHAB CONCRETE	Blue	\$16,098,642	95
22	0015N	296.248	304.071	2	169493	Structure	3F 647S	296.90	2010	PREVENTIVE_DECK	Orange	\$123,862	94
23	0015N	296.248	304.071	2	169493	Structure	3F 647S	296.90	2010	PREVENTIVE_SUBSTRUCTURE	Orange	\$61,931	94
24	0015N	296.248	304.071	2	169493	Structure	3F 647S	296.90	2020	REPAIR_DECK	Blue	\$392,263	94
25	0015N	296.248	304.071	2	169493	Structure	3F 647S	296.90	2020	REPAIR_SUBSTRUCTURE	Blue	\$261,509	94
26	0015N	296.248	304.071	2	169493	Structure	3F 648S	297.25	2013	PREVENTIVE_DECK	Orange	\$211,358	93
27	0015N	296.248	304.071	2	169493	Structure	3F 648S	297.25	2013	PREVENTIVE_SUBSTRUCTURE	Orange	\$105,679	93
28	0015N	296.248	304.071	2	169493	Structure	3F 648S	297.25	2020	REPAIR_DECK	Blue	\$669,354	93
29	0015N	296.248	304.071	2	169493	Structure	3F 610S	297.80	2009	PREVENTIVE_DECK	Orange	\$161,751	86
30	0015N	296.248	304.071	2	169493	Structure	3F 610S	297.80	2009	PREVENTIVE_SUBSTRUCTURE	Orange	\$80,876	86
31	0015N	296.248	304.071	2	169493	Structure	3F 610S	297.80	2020	REPAIR_DECK	Blue	\$512,254	86
32	0015N	296.248	304.071	2	169493	Structure	3C 828	297.94	2009	PREVENTIVE_DECK	Orange	\$181,335	96
33	0015N	296.248	304.071	2	169493	Structure	3C 828	297.94	2009	PREVENTIVE_SUBSTRUCTURE	Orange	\$90,667	96
34	0015N	296.248	304.071	2	169493	Structure	3C 828	297.94	2020	REPAIR_DECK	Blue	\$574,274	96
35	0015N	296.248	304.071	2	169493	Structure	3C 830	298.57	2009	PREVENTIVE_DECK	Orange	\$383,630	97
36	0015N	296.248	304.071	2	169493	Structure	3C 830	298.57	2009	PREVENTIVE_SUBSTRUCTURE	Orange	\$191,815	97
37	0015N	296.248	304.071	2	169493	Structure	3C 830	298.57	2020	REPAIR_DECK	Blue	\$1,214,926	97
38	0015N	296.248	304.071	2	169493	Structure	3C 829S	298.57	2010	PREVENTIVE_DECK	Orange	\$554,328	94
39	0015N	296.248	304.071	2	169493	Structure	3C 829S	298.57	2010	PREVENTIVE_SUBSTRUCTURE	Orange	\$277,164	94
40	0015N	296.248	304.071	2	169493	Structure	3C 829S	298.57	2020	REPAIR_DECK	Blue	\$1,755,514	94
41	0015N	296.248	304.071	2	169493	Structure	3F 612	298.64	2009	PREVENTIVE_DECK	Orange	\$138,992	98

Line	Road	From	To	Region	AADT	Asset	ElementID	Milepoint	Year	Treatment	Budget	Cost	Condition
42	0015N	296.248	304.071	2	169493	Structure	3F 612	298.64	2009	PREVENTIVE_SUBSTRUCTURE	Orange	\$69,496	98
43	0015N	296.248	304.071	2	169493	Structure	3F 612	298.64	2020	REPAIR_DECK	Blue	\$440,176	98
44	0015N	296.248	304.071	2	169493	Structure	3F 612	298.64	2020	REPAIR_SUBSTRUCTURE	Blue	\$293,451	98
45	0015N	296.248	304.071	2	169493	Structure	3F 611S	298.65	2010	PREVENTIVE_DECK	Orange	\$194,625	95
46	0015N	296.248	304.071	2	169493	Structure	3F 611S	298.65	2010	PREVENTIVE_SUBSTRUCTURE	Orange	\$97,313	95
47	0015N	296.248	304.071	2	169493	Structure	3F 611S	298.65	2020	REPAIR_DECK	Blue	\$616,364	95
48	0015N	296.248	304.071	2	169493	Structure	3F 613S	298.75	2010	PREVENTIVE_DECK	Orange	\$169,111	95
49	0015N	296.248	304.071	2	169493	Structure	3F 613S	298.75	2010	PREVENTIVE_SUBSTRUCTURE	Orange	\$84,556	95
50	0015N	296.248	304.071	2	169493	Structure	3F 613S	298.75	2020	REPAIR_DECK	Blue	\$535,563	95
51	0015N	296.248	304.071	2	169493	Structure	3F 615S	298.90	2013	PREVENTIVE_DECK	Orange	\$206,658	93
52	0015N	296.248	304.071	2	169493	Structure	3F 615S	298.90	2013	PREVENTIVE_SUBSTRUCTURE	Orange	\$103,329	93
53	0015N	296.248	304.071	2	169493	Structure	3C 832S	298.94	2020	PREVENTIVE_DECK	Orange	\$171,684	94
54	0015N	296.248	304.071	2	169493	Structure	3C 832S	298.94	2020	PREVENTIVE_SUBSTRUCTURE	Orange	\$85,842	94
55	0015N	296.248	304.071	2	169493	Structure	3C 832S	298.94	2020	PREVENTIVE_SUPERSTRUCTURE	Orange	\$572,280	94
56	0015N	296.248	304.071	2	169493	Structure	2C 554	298.99	2013	REPAIR_DECK	Blue	\$176,038	92
57	0015N	296.248	304.071	2	169493	Structure	2C 554	298.99	2013	REPAIR_SUBSTRUCTURE	Blue	\$117,359	92
58	0015N	296.248	304.071	2	169493	Structure	2C 554	298.99	2013	REPAIR_SUPERSTRUCTURE	Blue	\$293,396	92
59	0015N	296.248	304.071	2	169493	Structure	3C 835	299.01	2013	PREVENTIVE_DECK	Orange	\$97,579	92
60	0015N	296.248	304.071	2	169493	Structure	3C 835	299.01	2013	PREVENTIVE_SUBSTRUCTURE	Orange	\$48,790	92
61	0015N	296.248	304.071	2	169493	Structure	3C 835	299.01	2013	PREVENTIVE_SUPERSTRUCTURE	Orange	\$325,264	92
62	0015N	296.248	304.071	2	169493	Structure	3C 836S	299.51	2013	REPAIR_DECK	Blue	\$319,902	94
63	0015N	296.248	304.071	2	169493	Structure	3F 616S	300.32	2010	PREVENTIVE_DECK	Orange	\$198,769	97
64	0015N	296.248	304.071	2	169493	Structure	3F 616S	300.32	2010	PREVENTIVE_SUBSTRUCTURE	Orange	\$99,384	97
65	0015N	296.248	304.071	2	169493	Structure	3F 616S	300.32	2020	REPAIR_DECK	Blue	\$629,485	97
66	0015N	296.248	304.071	2	169493	Structure	3F 616S	300.32	2020	REPAIR_SUBSTRUCTURE	Blue	\$419,657	97
67	0015N	296.248	304.071	2	169493	Structure	3F 649S	301.18	2010	PREVENTIVE_DECK	Orange	\$102,928	92
68	0015N	296.248	304.071	2	169493	Structure	3F 649S	301.18	2010	PREVENTIVE_SUBSTRUCTURE	Orange	\$51,464	92
69	0015N	296.248	304.071	2	169493	Structure	3F 649S	301.18	2020	REPAIR_DECK	Blue	\$325,965	92
70	0015N	296.248	304.071	2	169493	Structure	3F 617S	301.69	2013	PREVENTIVE_DECK	Orange	\$205,063	97
71	0015N	296.248	304.071	2	169493	Structure	3F 617S	301.69	2013	PREVENTIVE_SUBSTRUCTURE	Orange	\$102,531	97
72	0015N	296.248	304.071	2	169493	Structure	3F 618S	303.07	2013	PREVENTIVE_DECK	Orange	\$425,635	86
73	0015N	296.248	304.071	2	169493	Structure	3F 618S	303.07	2013	PREVENTIVE_SUBSTRUCTURE	Orange	\$212,818	86
74	0015N	296.248	304.071	2	169493	Structure	3F 618S	303.07	2020	REPAIR_DECK	Blue	\$1,347,955	86
75	0015N	296.248	304.071	2	169493	Structure	3F 618S	303.07	2020	REPAIR_SUBSTRUCTURE	Blue	\$898,636	86
76	0015N	296.248	304.071	2	169493	Structure	3F 619S	303.45	2013	PREVENTIVE_DECK	Orange	\$230,097	92
77	0015N	296.248	304.071	2	169493	Structure	3F 619S	303.45	2013	PREVENTIVE_SUBSTRUCTURE	Orange	\$115,049	92
78													
79	0015N	304.071	305.349	2	196850	Pavement	015N-30407	304.71	2011	PREV_MAINT_CONCRETE	Orange	\$2,004,645	93
80	0015N	304.071	305.349	2	196850	Structure	3C 859	304.88	2009	PREVENTIVE_DECK	Orange	\$293,333	86
81	0015N	304.071	305.349	2	196850	Structure	3C 859	304.88	2009	PREVENTIVE_SUBSTRUCTURE	Orange	\$146,666	86
82	0015N	304.071	305.349	2	196850	Structure	3C 859	304.88	2019	REPAIR_DECK	Blue	\$928,962	86
83	0015N	304.071	305.349	2	196850	Structure	3C 859	304.88	2019	REPAIR_SUBSTRUCTURE	Blue	\$619,308	86

Line	Road	From	To	Region	AADT	Asset	ElementID	Milepoint	Year	Treatment	Budget	Cost	Condition
84	0015N	304.071	305.349	2	196850	Structure	3F 665	304.93	2011	PREVENTIVE_DECK	Orange	\$86,587	82
85	0015N	304.071	305.349	2	196850	Structure	3F 665	304.93	2011	PREVENTIVE_SUBSTRUCTURE	Orange	\$43,293	82
86	0015N	304.071	305.349	2	196850	Structure	3F 665	304.93	2019	REPAIR_DECK	Blue	\$274,215	82
87	0015N	304.071	305.349	2	196850	Structure	3F 653	305.13	2011	PREVENTIVE_DECK	Orange	\$45,147	94
88	0015N	304.071	305.349	2	196850	Structure	3F 653	305.13	2011	PREVENTIVE_SUBSTRUCTURE	Orange	\$22,573	94
89	0015N	304.071	305.349	2	196850	Structure	3F 654	305.13	2011	PREVENTIVE_DECK	Orange	\$110,122	82
90	0015N	304.071	305.349	2	196850	Structure	3F 654	305.13	2011	PREVENTIVE_SUBSTRUCTURE	Orange	\$55,061	82
91	0015N	304.071	305.349	2	196850	Structure	3C 860S	305.14	2015	PREVENTIVE_DECK	Orange	\$119,195	92
92	0015N	304.071	305.349	2	196850	Structure	3C 860S	305.14	2015	PREVENTIVE_SUBSTRUCTURE	Orange	\$59,598	92
93	0015N	304.071	305.349	2	196850	Structure	3C 860S	305.14	2015	PREVENTIVE_SUPERSTRUCTURE	Orange	\$397,317	92
94	0015N	304.071	305.349	2	196850	Structure	3F 632	305.31	2011	PREVENTIVE_DECK	Orange	\$69,057	97
95	0015N	304.071	305.349	2	196850	Structure	3F 632	305.31	2011	PREVENTIVE_SUBSTRUCTURE	Orange	\$34,529	97
96	0015N	304.071	305.349	2	196850	Structure	3F 630S	305.32	2015	PREVENTIVE_DECK	Orange	\$186,900	92
97	0015N	304.071	305.349	2	196850	Structure	3F 630S	305.32	2015	PREVENTIVE_SUBSTRUCTURE	Orange	\$93,450	92
98													
99	0015N	305.349	308.371	2	149553	Pavement	015N-30535	306.86	2019	MINOR_REHAB_CONCRETE	Blue	\$7,654,156	94
100	0015N	305.349	308.371	2	149553	Structure	3F 635	305.82	2009	PREVENTIVE_DECK	Orange	\$95,166	91
101	0015N	305.349	308.371	2	149553	Structure	3F 635	305.82	2009	PREVENTIVE_SUBSTRUCTURE	Orange	\$47,583	91
102	0015N	305.349	308.371	2	149553	Structure	3F 635	305.82	2019	REPAIR_DECK	Blue	\$301,385	91
103	0015N	305.349	308.371	2	149553	Structure	3F 633S	305.82	2010	PREVENTIVE_DECK	Orange	\$119,174	93
104	0015N	305.349	308.371	2	149553	Structure	3F 633S	305.82	2010	PREVENTIVE_SUBSTRUCTURE	Orange	\$59,587	93
105	0015N	305.349	308.371	2	149553	Structure	3F 633S	305.82	2019	REPAIR_DECK	Blue	\$377,415	93
106	0015N	305.349	308.371	2	149553	Structure	3F 657	306.34	2009	PREVENTIVE_DECK	Orange	\$125,865	84
107	0015N	305.349	308.371	2	149553	Structure	3F 657	306.34	2009	PREVENTIVE_SUBSTRUCTURE	Orange	\$62,933	84
108	0015N	305.349	308.371	2	149553	Structure	3F 657	306.34	2019	REPAIR_DECK	Blue	\$398,606	84
109	0015N	305.349	308.371	2	149553	Structure	3F 655S	306.35	2009	PREVENTIVE_DECK	Orange	\$152,965	93
110	0015N	305.349	308.371	2	149553	Structure	3F 655S	306.35	2009	PREVENTIVE_SUBSTRUCTURE	Orange	\$76,482	93
111	0015N	305.349	308.371	2	149553	Structure	3F 655S	306.35	2019	REPAIR_DECK	Blue	\$484,428	93
112	0015N	305.349	308.371	2	149553	Structure	3F 636S	306.61	2010	PREVENTIVE_DECK	Orange	\$214,797	93
113	0015N	305.349	308.371	2	149553	Structure	3F 636S	306.61	2010	PREVENTIVE_SUBSTRUCTURE	Orange	\$107,398	93
114	0015N	305.349	308.371	2	149553	Structure	3F 636S	306.61	2019	REPAIR_DECK	Blue	\$680,245	93
115	0015N	305.349	308.371	2	149553	Structure	3F 637S	306.78	2012	PREVENTIVE_DECK	Orange	\$326,582	93
116	0015N	305.349	308.371	2	149553	Structure	3F 637S	306.78	2012	PREVENTIVE_SUBSTRUCTURE	Orange	\$163,291	93
117	0015N	305.349	308.371	2	149553	Structure	3C 868S	307.00	2012	PREVENTIVE_DECK	Orange	\$750,370	94
118	0015N	305.349	308.371	2	149553	Structure	3C 868S	307.00	2012	PREVENTIVE_SUBSTRUCTURE	Orange	\$375,185	94
119	0015N	305.349	308.371	2	149553	Structure	3F 658S	307.17	2012	PREVENTIVE_DECK	Orange	\$198,779	92
120	0015N	305.349	308.371	2	149553	Structure	3F 658S	307.17	2012	PREVENTIVE_SUBSTRUCTURE	Orange	\$99,390	92
121	0015N	305.349	308.371	2	149553	Structure	3F 658S	307.17	2019	REPAIR_DECK	Blue	\$648,405	92
122	0015N	305.349	308.371	2	149553	Structure	3C 842	307.42	2012	PREVENTIVE_DECK	Orange	\$729,532	90
123	0015N	305.349	308.371	2	149553	Structure	3C 842	307.42	2012	PREVENTIVE_SUBSTRUCTURE	Orange	\$364,766	90
124	0015N	305.349	308.371	2	149553	Structure	3C 842	307.42	2019	REPAIR_DECK	Blue	\$2,310,373	90
125	0015N	305.349	308.371	2	149553	Structure	3C 875S	307.69	2012	PREVENTIVE_DECK	Orange	\$413,430	93

Line	Road	From	To	Region	AADT	Asset	ElementID	Milepoint	Year	Treatment	Budget	Cost	Condition
126	0015N	305.349	308.371	2	149553	Structure	3C 875S	307.69	2012	PREVENTIVE_SUBSTRUCTURE	Orange	\$206,715	93
127	0015N	305.349	308.371	2	149553	Structure	3C 878	307.86	2012	REPAIR_DECK	Blue	\$505,600	93
128	0015N	305.349	308.371	2	149553	Structure	3C 886	307.94	2012	PREVENTIVE_DECK	Orange	\$256,953	94
129	0015N	305.349	308.371	2	149553	Structure	3C 886	307.94	2012	PREVENTIVE_SUBSTRUCTURE	Orange	\$128,477	94
130	0015N	305.349	308.371	2	149553	Structure	3F 660S	307.98	2012	PREVENTIVE_DECK	Orange	\$163,108	93
131	0015N	305.349	308.371	2	149553	Structure	3F 660S	307.98	2012	PREVENTIVE_SUBSTRUCTURE	Orange	\$81,554	93
132	0015N	305.349	308.371	2	149553	Structure	3C 880S	308.22	2010	PREVENTIVE_DECK	Orange	\$501,446	95
133	0015N	305.349	308.371	2	149553	Structure	3C 880S	308.22	2010	PREVENTIVE_SUBSTRUCTURE	Orange	\$250,723	95
134	0015N	305.349	308.371	2	149553	Structure	3C 880S	308.22	2019	REPAIR_DECK	Blue	\$1,588,043	95
135													
136	0015N	308.371	309.39	2	101017	Pavement	015N-30897	308.88	2014	GRIND_CONCRETE	Blue	\$815,457	90
137	0015N	308.371	309.39	2	101017	Structure	3F 661S	308.37	2009	PREVENTIVE_DECK	Orange	\$209,493	93
138	0015N	308.371	309.39	2	101017	Structure	3F 661S	308.37	2009	PREVENTIVE_SUBSTRUCTURE	Orange	\$104,747	93
139	0015N	308.371	309.39	2	101017	Structure	3F 661S	308.37	2014	REPAIR_DECK	Blue	\$663,449	93
140													
141	0015N	309.39	311.85	2	91349	Pavement	015N-30999	310.62	2013	OG_SEAL	Orange	\$773,475	94
142	0015N	309.39	311.85	2	91349	Structure	3D 708	311.50	2013	REPAIR_DECK	Blue	\$204,114	93
143	0015N	309.39	311.85	2	91349	Structure	3D 708	311.50	2013	REPAIR_SUBSTRUCTURE	Blue	\$136,076	93
144	0015N	309.39	311.85	2	91349	Structure	3D 708	311.50	2013	REPAIR_SUPERSTRUCTURE	Blue	\$340,190	93
145													
146	0015N	311.85	312.319	2	115748	Pavement	015N-31245	312.08	2013	OG_SEAL	Orange	\$456,690	95
147													
148	0015P	285.926	288.88	2	109757	Pavement	015P-28653	287.40	2013	MINOR_REHAB ASPHALT	Blue	\$1,178,219	88
149	0015P	285.926	288.88	2	109757	Structure	1F 207	288.29	2009	PREVENTIVE_DECK	Orange	\$91,038	94
150	0015P	285.926	288.88	2	109757	Structure	1F 207	288.29	2009	PREVENTIVE_SUBSTRUCTURE	Orange	\$45,519	94
151	0015P	285.926	288.88	2	109757	Structure	1F 207	288.29	2018	REPAIR_DECK	Blue	\$296,960	94
152	0015P	285.926	288.88	2	109757	Structure	1F 207	288.29	2018	REPAIR_SUBSTRUCTURE	Blue	\$197,973	94
153	0015P	285.926	288.88	2	109757	Structure	1F 207	288.29	2018	REPAIR_SUPERSTRUCTURE	Blue	\$494,933	94
154	0015P	285.926	288.88	2	109757	Safety	0015P-288.00	288.50	2011	SAFETY_IMPROVEMENT	Safety	\$579,637	7
155													
156	0015P	288.88	294.257	2	107371	Pavement	015P-28888	291.57	2018	MAJOR_REHAB ASPHALT	Blue	\$10,952,422	86
157	0015P	288.88	294.257	2	107371	Structure	1F 694	291.39	2011	PREVENTIVE_DECK	Orange	\$187,886	94
158	0015P	288.88	294.257	2	107371	Structure	1F 694	291.39	2011	PREVENTIVE_SUBSTRUCTURE	Orange	\$93,943	94
159	0015P	288.88	294.257	2	107371	Structure	1F 694	291.39	2018	REPAIR_DECK	Blue	\$595,021	94
160	0015P	288.88	294.257	2	107371	Structure	1F 56	292.50	2010	PREVENTIVE_DECK	Orange	\$105,643	93
161	0015P	288.88	294.257	2	107371	Structure	1F 56	292.50	2010	PREVENTIVE_SUBSTRUCTURE	Orange	\$52,821	93
162	0015P	288.88	294.257	2	107371	Structure	1F 56	292.50	2018	REPAIR_DECK	Blue	\$334,563	93
163	0015P	288.88	294.257	2	107371	Structure	1F 56	292.50	2018	REPAIR_SUBSTRUCTURE	Blue	\$223,042	93
164	0015P	288.88	294.257	2	107371	Structure	0E1445	293.90	2015	REPAIR_CULVERT	Blue	\$195,716	85
165	0015P	288.88	294.257	2	107371	Safety	0015P-289.00	289.50	2014	SAFETY_IMPROVEMENT	Safety	\$633,385	4
166	0015P	288.88	294.257	2	107371	Safety	0015P-290.00	290.50	2012	SAFETY_IMPROVEMENT	Safety	\$597,026	5
167	0015P	288.88	294.257	2	107371	Safety	0015P-291.00	291.50	2012	SAFETY_IMPROVEMENT	Safety	\$597,026	5

Line	Road	From	To	Region	AADT	Asset	ElementID	Milepoint	Year	Treatment	Budget	Cost	Condition
168	0015P	288.88	294.257	2	107371	Safety	0015P-292.00	292.50	2011	SAFETY_IMPROVEMENT	Safety	\$579,637	6
169	0015P	288.88	294.257	2	107371	Safety	0015P-294.00	294.50	2011	SAFETY_IMPROVEMENT	Safety	\$579,637	6
170													
171	0015P	294.257	296.248	2	145003	Pavement	015P-29426	295.25	2019	MINOR_REHAB_CONCRETE	Blue	\$3,877,369	94
172	0015P	294.257	296.248	2	145003	Structure	1F 609N	295.63	2011	PREVENTIVE_DECK	Orange	\$184,629	87
173	0015P	294.257	296.248	2	145003	Structure	1F 609N	295.63	2011	PREVENTIVE_SUBSTRUCTURE	Orange	\$92,315	87
174	0015P	294.257	296.248	2	145003	Structure	1F 609N	295.63	2019	REPAIR_DECK	Blue	\$584,706	87
175	0015P	294.257	296.248	2	145003	Safety	0015P-296.00	296.50	2011	SAFETY_IMPROVEMENT	Safety	\$579,637	7
176													
177	0015P	296.248	304.071	2	169493	Pavement	015P-29625	300.16	2020	MINOR_REHAB_CONCRETE	Blue	\$16,098,642	95
178	0015P	296.248	304.071	2	169493	Structure	1F 647N	296.89	2010	PREVENTIVE_DECK	Orange	\$123,862	88
179	0015P	296.248	304.071	2	169493	Structure	1F 647N	296.89	2010	PREVENTIVE_SUBSTRUCTURE	Orange	\$61,931	88
180	0015P	296.248	304.071	2	169493	Structure	1F 647N	296.89	2020	REPAIR_DECK	Blue	\$392,263	88
181	0015P	296.248	304.071	2	169493	Structure	1F 647N	296.89	2020	REPAIR_SUBSTRUCTURE	Blue	\$261,509	88
182	0015P	296.248	304.071	2	169493	Structure	1F 648N	297.24	2010	PREVENTIVE_DECK	Orange	\$190,373	93
183	0015P	296.248	304.071	2	169493	Structure	1F 648N	297.24	2010	PREVENTIVE_SUBSTRUCTURE	Orange	\$95,186	93
184	0015P	296.248	304.071	2	169493	Structure	1F 648N	297.24	2020	REPAIR_DECK	Blue	\$602,897	93
185	0015P	296.248	304.071	2	169493	Structure	1F 648N	297.24	2020	REPAIR_SUBSTRUCTURE	Blue	\$401,931	93
186	0015P	296.248	304.071	2	169493	Structure	1F 610N	297.94	2010	PREVENTIVE_DECK	Orange	\$193,426	97
187	0015P	296.248	304.071	2	169493	Structure	1F 610N	297.94	2010	PREVENTIVE_SUBSTRUCTURE	Orange	\$96,713	97
188	0015P	296.248	304.071	2	169493	Structure	1F 610N	297.94	2020	REPAIR_DECK	Blue	\$612,565	97
189	0015P	296.248	304.071	2	169493	Structure	1F 610N	297.94	2020	REPAIR_SUBSTRUCTURE	Blue	\$408,377	97
190	0015P	296.248	304.071	2	169493	Structure	1C 827	297.96	2011	PREVENTIVE_DECK	Orange	\$199,678	83
191	0015P	296.248	304.071	2	169493	Structure	1C 827	297.96	2011	PREVENTIVE_SUBSTRUCTURE	Orange	\$99,839	83
192	0015P	296.248	304.071	2	169493	Structure	1C 827	297.96	2020	REPAIR_DECK	Blue	\$632,365	83
193	0015P	296.248	304.071	2	169493	Structure	1C 827	297.96	2020	REPAIR_SUBSTRUCTURE	Blue	\$421,577	83
194	0015P	296.248	304.071	2	169493	Structure	1F 611N	298.65	2010	PREVENTIVE_DECK	Orange	\$192,554	95
195	0015P	296.248	304.071	2	169493	Structure	1F 611N	298.65	2010	PREVENTIVE_SUBSTRUCTURE	Orange	\$96,277	95
196	0015P	296.248	304.071	2	169493	Structure	1F 611N	298.65	2020	REPAIR_DECK	Blue	\$609,803	95
197	0015P	296.248	304.071	2	169493	Structure	1F 613N	298.75	2010	PREVENTIVE_DECK	Orange	\$169,111	95
198	0015P	296.248	304.071	2	169493	Structure	1F 613N	298.75	2010	PREVENTIVE_SUBSTRUCTURE	Orange	\$84,556	95
199	0015P	296.248	304.071	2	169493	Structure	1F 613N	298.75	2020	REPAIR_DECK	Blue	\$535,563	95
200	0015P	296.248	304.071	2	169493	Structure	1C 833	298.80	2009	PREVENTIVE_DECK	Orange	\$626,256	92
201	0015P	296.248	304.071	2	169493	Structure	1C 833	298.80	2009	PREVENTIVE_SUBSTRUCTURE	Orange	\$313,128	92
202	0015P	296.248	304.071	2	169493	Structure	1C 833	298.80	2020	REPAIR_DECK	Blue	\$1,983,306	92
203	0015P	296.248	304.071	2	169493	Structure	1F 615N	298.90	2011	PREVENTIVE_DECK	Orange	\$240,405	92
204	0015P	296.248	304.071	2	169493	Structure	1F 615N	298.90	2011	PREVENTIVE_SUBSTRUCTURE	Orange	\$120,203	92
205	0015P	296.248	304.071	2	169493	Structure	1C 832N	298.93	2020	PREVENTIVE_DECK	Orange	\$198,459	94
206	0015P	296.248	304.071	2	169493	Structure	1C 832N	298.93	2020	PREVENTIVE_SUBSTRUCTURE	Orange	\$99,229	94
207	0015P	296.248	304.071	2	169493	Structure	1C 832N	298.93	2020	PREVENTIVE_SUPERSTRUCTURE	Orange	\$661,529	94
208	0015P	296.248	304.071	2	169493	Structure	1C 836N	299.50	2020	PREVENTIVE_DECK	Orange	\$152,792	93
209	0015P	296.248	304.071	2	169493	Structure	1C 836N	299.50	2020	PREVENTIVE_SUBSTRUCTURE	Orange	\$76,396	93

Line	Road	From	To	Region	AADT	Asset	ElementID	Milepoint	Year	Treatment	Budget	Cost	Condition
210	0015P	296.248	304.071	2	169493	Structure	1C 836N	299.50	2020	PREVENTIVE_SUPERSTRUCTURE	Orange	\$509,306	93
211	0015P	296.248	304.071	2	169493	Structure	1F 616N	300.32	2010	PREVENTIVE_DECK	Orange	\$190,373	96
212	0015P	296.248	304.071	2	169493	Structure	1F 616N	300.32	2010	PREVENTIVE_SUBSTRUCTURE	Orange	\$95,186	96
213	0015P	296.248	304.071	2	169493	Structure	1F 616N	300.32	2020	REPAIR_DECK	Blue	\$602,897	96
214	0015P	296.248	304.071	2	169493	Structure	1F 616N	300.32	2020	REPAIR_SUBSTRUCTURE	Blue	\$401,931	96
215	0015P	296.248	304.071	2	169493	Structure	0C 814	300.73	2009	PREVENTIVE_DECK	Orange	\$154,764	91
216	0015P	296.248	304.071	2	169493	Structure	0C 814	300.73	2009	PREVENTIVE_SUBSTRUCTURE	Orange	\$77,382	91
217	0015P	296.248	304.071	2	169493	Structure	0C 814	300.73	2020	REPAIR_DECK	Blue	\$490,127	91
218	0015P	296.248	304.071	2	169493	Structure	1F 649N	301.18	2010	PREVENTIVE_DECK	Orange	\$102,928	92
219	0015P	296.248	304.071	2	169493	Structure	1F 649N	301.18	2010	PREVENTIVE_SUBSTRUCTURE	Orange	\$51,464	92
220	0015P	296.248	304.071	2	169493	Structure	1F 649N	301.18	2020	REPAIR_DECK	Blue	\$325,965	92
221	0015P	296.248	304.071	2	169493	Structure	1F 617N	301.50	2011	PREVENTIVE_DECK	Orange	\$205,063	96
222	0015P	296.248	304.071	2	169493	Structure	1F 617N	301.50	2011	PREVENTIVE_SUBSTRUCTURE	Orange	\$102,531	96
223	0015P	296.248	304.071	2	169493	Structure	0E1201	302.11	2020	REPLACE_CULVERT	Blue	\$1,134,442	70
224	0015P	296.248	304.071	2	169493	Structure	0C 812	302.53	2010	PREVENTIVE_DECK	Orange	\$244,890	89
225	0015P	296.248	304.071	2	169493	Structure	0C 812	302.53	2010	PREVENTIVE_SUBSTRUCTURE	Orange	\$122,445	89
226	0015P	296.248	304.071	2	169493	Structure	0C 812	302.53	2020	REPAIR_DECK	Blue	\$775,548	89
227	0015P	296.248	304.071	2	169493	Structure	1F 618N	303.05	2011	PREVENTIVE_DECK	Orange	\$344,663	94
228	0015P	296.248	304.071	2	169493	Structure	1F 618N	303.05	2011	PREVENTIVE_SUBSTRUCTURE	Orange	\$172,332	94
229	0015P	296.248	304.071	2	169493	Structure	1F 618N	303.05	2020	REPAIR_DECK	Blue	\$1,091,523	94
230	0015P	296.248	304.071	2	169493	Structure	1F 618N	303.05	2020	REPAIR_SUBSTRUCTURE	Blue	\$727,682	94
231	0015P	296.248	304.071	2	169493	Structure	1F 619N	303.43	2011	PREVENTIVE_DECK	Orange	\$229,484	96
232	0015P	296.248	304.071	2	169493	Structure	1F 619N	303.43	2011	PREVENTIVE_SUBSTRUCTURE	Orange	\$114,742	96
233	0015P	296.248	304.071	2	169493	Structure	0E1200	303.96	2011	REPLACE_CULVERT	Blue	\$922,405	59
234	0015P	296.248	304.071	2	169493	Safety	0015P-297.00	297.50	2011	SAFETY_IMPROVEMENT	Safety	\$579,637	5
235	0015P	296.248	304.071	2	169493	Safety	0015P-298.00	298.50	2011	SAFETY_IMPROVEMENT	Safety	\$579,637	9
236	0015P	296.248	304.071	2	169493	Safety	0015P-299.00	299.50	2012	SAFETY_IMPROVEMENT	Safety	\$597,026	5
237	0015P	296.248	304.071	2	169493	Safety	0015P-300.00	300.50	2011	SAFETY_IMPROVEMENT	Safety	\$579,637	5
238	0015P	296.248	304.071	2	169493	Safety	0015P-301.00	301.50	2011	SAFETY_IMPROVEMENT	Safety	\$579,637	8
239	0015P	296.248	304.071	2	169493	Safety	0015P-302.00	302.50	2011	SAFETY_IMPROVEMENT	Safety	\$579,637	7
240	0015P	296.248	304.071	2	169493	Safety	0015P-303.00	303.50	2013	SAFETY_IMPROVEMENT	Safety	\$614,937	4
241	0015P	296.248	304.071	2	169493	Safety	0015P-304.00	304.50	2011	SAFETY_IMPROVEMENT	Safety	\$579,637	6
242													
243	0015P	304.071	305.349	2	196850	Pavement	015P-30407	304.71	2011	PREV_MAINT_CONCRETE	Orange	\$2,004,645	93
244	0015P	304.071	305.349	2	196850	Structure	0C 813	304.46	2011	PREVENTIVE_DECK	Orange	\$156,391	91
245	0015P	304.071	305.349	2	196850	Structure	0C 813	304.46	2011	PREVENTIVE_SUBSTRUCTURE	Orange	\$78,196	91
246	0015P	304.071	305.349	2	196850	Structure	1F 628	304.88	2011	PREVENTIVE_DECK	Orange	\$261,641	87
247	0015P	304.071	305.349	2	196850	Structure	1F 628	304.88	2011	PREVENTIVE_SUBSTRUCTURE	Orange	\$130,820	87
248	0015P	304.071	305.349	2	196850	Structure	1F 629	304.88	2009	PREVENTIVE_DECK	Orange	\$274,913	92
249	0015P	304.071	305.349	2	196850	Structure	1F 629	304.88	2009	PREVENTIVE_SUBSTRUCTURE	Orange	\$137,457	92
250	0015P	304.071	305.349	2	196850	Structure	1F 629	304.88	2019	REPAIR_DECK	Blue	\$870,630	92
251	0015P	304.071	305.349	2	196850	Structure	1C 850	304.96	2009	PREVENTIVE_DECK	Orange	\$533,525	94

Line	Road	From	To	Region	AADT	Asset	ElementID	Milepoint	Year	Treatment	Budget	Cost	Condition
252	0015P	304.071	305.349	2	196850	Structure	1C 850	304.96	2009	PREVENTIVE_SUBSTRUCTURE	Orange	\$266,762	94
253	0015P	304.071	305.349	2	196850	Structure	1C 850	304.96	2019	REPAIR_DECK	Blue	\$1,689,632	94
254	0015P	304.071	305.349	2	196850	Structure	1F 622	305.06	2009	PREVENTIVE_DECK	Orange	\$158,787	90
255	0015P	304.071	305.349	2	196850	Structure	1F 622	305.06	2009	PREVENTIVE_SUBSTRUCTURE	Orange	\$79,394	90
256	0015P	304.071	305.349	2	196850	Structure	1F 622	305.06	2019	REPAIR_DECK	Blue	\$533,491	90
257	0015P	304.071	305.349	2	196850	Structure	1F 622	305.06	2019	REPAIR_SUPERSTRUCTURE	Blue	\$889,152	90
258	0015P	304.071	305.349	2	196850	Structure	1C 860N	305.13	2014	REPAIR_DECK	Blue	\$428,901	94
259	0015P	304.071	305.349	2	196850	Structure	3C 862	305.13	2011	PREVENTIVE_DECK	Orange	\$91,057	95
260	0015P	304.071	305.349	2	196850	Structure	3C 862	305.13	2011	PREVENTIVE_SUBSTRUCTURE	Orange	\$45,529	95
261	0015P	304.071	305.349	2	196850	Structure	3C 862	305.13	2011	PREVENTIVE_SUPERSTRUCTURE	Orange	\$303,524	95
262	0015P	304.071	305.349	2	196850	Structure	1C 861	305.13	2011	PREVENTIVE_DECK	Orange	\$476,338	90
263	0015P	304.071	305.349	2	196850	Structure	1C 861	305.13	2011	PREVENTIVE_SUBSTRUCTURE	Orange	\$238,169	90
264	0015P	304.071	305.349	2	196850	Structure	1C 849	305.17	2011	PREVENTIVE_DECK	Orange	\$295,025	86
265	0015P	304.071	305.349	2	196850	Structure	1C 849	305.17	2011	PREVENTIVE_SUBSTRUCTURE	Orange	\$147,512	86
266	0015P	304.071	305.349	2	196850	Structure	1C 849	305.17	2019	REPAIR_DECK	Blue	\$934,321	86
267	0015P	304.071	305.349	2	196850	Structure	1F 630N	305.31	2010	PREVENTIVE_DECK	Orange	\$152,320	92
268	0015P	304.071	305.349	2	196850	Structure	1F 630N	305.31	2010	PREVENTIVE_SUBSTRUCTURE	Orange	\$76,160	92
269	0015P	304.071	305.349	2	196850	Structure	1F 630N	305.31	2019	REPAIR_DECK	Blue	\$482,387	92
270	0015P	304.071	305.349	2	196850	Structure	1F 631	305.31	2011	PREVENTIVE_DECK	Orange	\$132,536	95
271	0015P	304.071	305.349	2	196850	Structure	1F 631	305.31	2011	PREVENTIVE_SUBSTRUCTURE	Orange	\$66,268	95
272	0015P	304.071	305.349	2	196850	Safety	0015P-305.00	305.50	2011	SAFETY_IMPROVEMENT	Safety	\$579,637	5
273													
274	0015P	305.349	308.371	2	149553	Pavement	015P-30535	306.86	2019	MINOR_REHAB_CONCRETE	Blue	\$7,654,156	94
275	0015P	305.349	308.371	2	149553	Structure	1F 633N	305.81	2010	PREVENTIVE_DECK	Orange	\$119,174	93
276	0015P	305.349	308.371	2	149553	Structure	1F 633N	305.81	2010	PREVENTIVE_SUBSTRUCTURE	Orange	\$59,587	93
277	0015P	305.349	308.371	2	149553	Structure	1F 633N	305.81	2019	REPAIR_DECK	Blue	\$377,415	93
278	0015P	305.349	308.371	2	149553	Structure	1F 634	305.82	2009	PREVENTIVE_DECK	Orange	\$95,166	96
279	0015P	305.349	308.371	2	149553	Structure	1F 634	305.82	2009	PREVENTIVE_SUBSTRUCTURE	Orange	\$47,583	96
280	0015P	305.349	308.371	2	149553	Structure	1F 634	305.82	2019	REPAIR_DECK	Blue	\$301,385	96
281	0015P	305.349	308.371	2	149553	Structure	1F 655N	306.33	2012	PREVENTIVE_DECK	Orange	\$176,691	89
282	0015P	305.349	308.371	2	149553	Structure	1F 655N	306.33	2012	PREVENTIVE_SUBSTRUCTURE	Orange	\$88,345	89
283	0015P	305.349	308.371	2	149553	Structure	1F 656	306.34	2009	PREVENTIVE_DECK	Orange	\$76,641	91
284	0015P	305.349	308.371	2	149553	Structure	1F 656	306.34	2009	PREVENTIVE_SUBSTRUCTURE	Orange	\$38,321	91
285	0015P	305.349	308.371	2	149553	Structure	1F 656	306.34	2019	REPAIR_DECK	Blue	\$242,717	91
286	0015P	305.349	308.371	2	149553	Structure	1F 636N	306.60	2012	PREVENTIVE_DECK	Orange	\$245,947	93
287	0015P	305.349	308.371	2	149553	Structure	1F 636N	306.60	2012	PREVENTIVE_SUBSTRUCTURE	Orange	\$122,974	93
288	0015P	305.349	308.371	2	149553	Structure	1F 636N	306.60	2019	REPAIR_DECK	Blue	\$802,264	93
289	0015P	305.349	308.371	2	149553	Structure	1F 637N	306.76	2010	PREVENTIVE_DECK	Orange	\$215,233	94
290	0015P	305.349	308.371	2	149553	Structure	1F 637N	306.76	2010	PREVENTIVE_SUBSTRUCTURE	Orange	\$107,616	94
291	0015P	305.349	308.371	2	149553	Structure	1F 637N	306.76	2019	REPAIR_DECK	Blue	\$681,626	94
292	0015P	305.349	308.371	2	149553	Structure	1C 868N	306.98	2019	REPAIR_DECK	Blue	\$2,056,272	94
293	0015P	305.349	308.371	2	149553	Structure	1C 868N	306.98	2019	REPAIR_SUBSTRUCTURE	Blue	\$1,370,848	94

Line	Road	From	To	Region	AADT	Asset	ElementID	Milepoint	Year	Treatment	Budget	Cost	Condition
294	0015P	305.349	308.371	2	149553	Structure	1F 658N	307.16	2012	PREVENTIVE_DECK	Orange	\$197,432	94
295	0015P	305.349	308.371	2	149553	Structure	1F 658N	307.16	2012	PREVENTIVE_SUBSTRUCTURE	Orange	\$98,716	94
296	0015P	305.349	308.371	2	149553	Structure	1F 658N	307.16	2019	REPAIR_DECK	Blue	\$625,252	94
297	0015P	305.349	308.371	2	149553	Structure	1F 646N	307.42	2012	PREVENTIVE_DECK	Orange	\$132,045	84
298	0015P	305.349	308.371	2	149553	Structure	1F 646N	307.42	2012	PREVENTIVE_SUBSTRUCTURE	Orange	\$66,023	84
299	0015P	305.349	308.371	2	149553	Structure	1C 875N	307.69	2012	PREVENTIVE_DECK	Orange	\$402,707	96
300	0015P	305.349	308.371	2	149553	Structure	1C 875N	307.69	2012	PREVENTIVE_SUBSTRUCTURE	Orange	\$201,354	96
301	0015P	305.349	308.371	2	149553	Structure	1F 659	307.84	2012	PREVENTIVE_DECK	Orange	\$261,895	89
302	0015P	305.349	308.371	2	149553	Structure	1F 659	307.84	2012	PREVENTIVE_SUBSTRUCTURE	Orange	\$130,947	89
303	0015P	305.349	308.371	2	149553	Structure	1F 659	307.84	2019	REPAIR_DECK	Blue	\$854,283	89
304	0015P	305.349	308.371	2	149553	Structure	1F 660N	307.97	2010	PREVENTIVE_DECK	Orange	\$187,865	93
305	0015P	305.349	308.371	2	149553	Structure	1F 660N	307.97	2010	PREVENTIVE_SUBSTRUCTURE	Orange	\$93,933	93
306	0015P	305.349	308.371	2	149553	Structure	1F 660N	307.97	2019	REPAIR_DECK	Blue	\$594,955	93
307	0015P	305.349	308.371	2	149553	Structure	1C 880N	308.21	2010	PREVENTIVE_DECK	Orange	\$672,084	95
308	0015P	305.349	308.371	2	149553	Structure	1C 880N	308.21	2010	PREVENTIVE_SUBSTRUCTURE	Orange	\$336,042	95
309	0015P	305.349	308.371	2	149553	Structure	1C 880N	308.21	2019	REPAIR_DECK	Blue	\$2,192,294	95
310	0015P	305.349	308.371	2	149553	Structure	1F 661N	308.37	2012	PREVENTIVE_DECK	Orange	\$229,829	95
311	0015P	305.349	308.371	2	149553	Structure	1F 661N	308.37	2012	PREVENTIVE_SUBSTRUCTURE	Orange	\$114,915	95
312	0015P	305.349	308.371	2	149553	Safety	0015P-306.00	306.50	2011	SAFETY_IMPROVEMENT	Safety	\$579,637	6
313	0015P	305.349	308.371	2	149553	Safety	0015P-307.00	307.50	2011	SAFETY_IMPROVEMENT	Safety	\$579,637	8
314	0015P	305.349	308.371	2	149553	Safety	0015P-308.00	308.50	2012	SAFETY_IMPROVEMENT	Safety	\$597,026	5
315													
316	0015P	308.371	309.39	2	101017	Pavement	015P-30897	308.88	2014	GRIND_CONCRETE	Blue	\$815,457	90
317	0015P	308.371	309.39	2	101017	Structure	1F 661N	308.37	2014	PREVENTIVE_DECK	Orange	\$229,829	95
318	0015P	308.371	309.39	2	101017	Structure	1F 661N	308.37	2014	PREVENTIVE_SUBSTRUCTURE	Orange	\$114,915	95
319	0015P	308.371	309.39	2	101017	Structure	1F 662N	308.75	2010	PREVENTIVE_DECK	Orange	\$111,869	93
320	0015P	308.371	309.39	2	101017	Structure	1F 662N	308.75	2010	PREVENTIVE_SUBSTRUCTURE	Orange	\$55,934	93
321	0015P	308.371	309.39	2	101017	Structure	1F 662N	308.75	2018	REPAIR_DECK	Blue	\$354,280	93
322													
323	0015P	309.39	311.85	2	91349	Pavement	015P-30999	310.62	2013	OG_SEAL	Orange	\$773,475	94
324	0015P	309.39	311.85	2	91349	Structure	0C 417	309.66	2016	PREVENTIVE_DECK	Orange	\$116,522	95
325	0015P	309.39	311.85	2	91349	Structure	0C 417	309.66	2016	PREVENTIVE_SUBSTRUCTURE	Orange	\$58,261	95
326	0015P	309.39	311.85	2	91349	Structure	0C 417	309.66	2016	PREVENTIVE_SUPERSTRUCTURE	Orange	\$388,406	95
327	0015P	309.39	311.85	2	91349	Structure	1C 390	310.23	2016	PREVENTIVE_DECK	Orange	\$119,386	95
328	0015P	309.39	311.85	2	91349	Structure	1C 390	310.23	2016	PREVENTIVE_SUBSTRUCTURE	Orange	\$59,693	95
329	0015P	309.39	311.85	2	91349	Structure	1C 390	310.23	2016	PREVENTIVE_SUPERSTRUCTURE	Orange	\$397,954	95
330	0015P	309.39	311.85	2	91349	Structure	1D 708	310.50	2016	REPLACE_STRUCTURE	Blue	\$2,050,742	81
331	0015P	309.39	311.85	2	91349	Safety	0015P-310.00	310.50	2015	SAFETY_IMPROVEMENT	Safety	\$652,387	4
332													
333	0015P	311.85	312.319	2	115748	Pavement	015P-31245	312.08	2013	OG_SEAL	Orange	\$456,690	95
334	0015P	311.85	312.319	2	115748	Structure	0C 493	311.87	2019	PREVENTIVE_DECK	Orange	\$1,031,701	95
335	0015P	311.85	312.319	2	115748	Structure	0C 493	311.87	2019	PREVENTIVE_SUBSTRUCTURE	Orange	\$515,851	95

Line	Road	From	To	Region	AADT	Asset	ElementID	Milepoint	Year	Treatment	Budget	Cost	Condition
336	0015P	311.85	312.319	2	115748	Structure	0C 493	311.87	2019	PREVENTIVE_SUPERSTRUCTURE	Orange	\$3,439,004	95
337													
338	0032P	7.703	12.438	2	2837	Pavement	032P-00770	10.07	2010	MINOR_REHAB_ASPHALT	Blue	\$1,198,244	76
339	0032P	7.703	12.438	2	2837	Pavement	032P-00770	10.07	2019	MINOR_REHAB_ASPHALT	Blue	\$1,563,436	76
340	0032P	7.703	12.438	2	2837	Structure	0F 512	9.06	2014	PREVENTIVE_DECK	Orange	\$21,108	98
341	0032P	7.703	12.438	2	2837	Structure	0F 512	9.06	2014	PREVENTIVE_SUBSTRUCTURE	Orange	\$10,554	98
342													
343	0032P	12.438	21.057	2	3315	Pavement	032P-01244	16.75	2015	MAJOR_REHAB_ASPHALT	Blue	\$8,271,176	68
344	0032P	12.438	21.057	2	3315	Structure	0F 601	17.55	2015	PREVENTIVE_DECK	Orange	\$47,777	98
345	0032P	12.438	21.057	2	3315	Structure	0F 601	17.55	2015	PREVENTIVE_SUBSTRUCTURE	Orange	\$23,888	98
346													
347	0032P	21.057	29.056	2	2136	Pavement	032P-02106	25.06	2011	MINOR_REHAB_ASPHALT	Blue	\$1,991,599	92
348	0032P	21.057	29.056	2	2136	Pavement	032P-02106	25.06	2019	CHIP_SEAL	Orange	\$630,725	92
349	0032P	21.057	29.056	2	2136	Structure	0F 457	28.57	2010	PREVENTIVE_DECK	Orange	\$11,449	82
350	0032P	21.057	29.056	2	2136	Structure	0F 457	28.57	2010	PREVENTIVE_SUBSTRUCTURE	Orange	\$10,000	82
351													
352	0035P	0	9.006	2	2023	Pavement	035P-00000	4.50	2010	CHIP_SEAL	Orange	\$510,484	92
353	0035P	0	9.006	2	2023	Pavement	035P-00000	4.50	2018	MINOR_REHAB_ASPHALT	Blue	\$2,586,662	92
354													
355	0035P	9.006	12.886	2	635	Pavement	035P-00901	10.95	2010	CHIP_SEAL	Orange	\$219,944	93
356	0035P	9.006	12.886	2	635	Pavement	035P-00901	10.95	2019	MINOR_REHAB_ASPHALT	Blue	\$1,147,907	93
357	0035P	9.006	12.886	2	635	Structure	0F 464	9.54	2011	PREVENTIVE_DECK	Orange	\$33,916	76
358	0035P	9.006	12.886	2	635	Structure	0F 464	9.54	2011	PREVENTIVE_SUBSTRUCTURE	Orange	\$16,958	76
359													
360	0036P	6.414	13.917	2	370	Pavement	036P-00641	10.17	2011	FUNCTIONAL_REPAIR	Orange	\$1,705,680	81
361													
362	0036P	13.917	17.131	2	370	Pavement	036P-01392	15.52	2012	FUNCTIONAL_REPAIR	Orange	\$771,817	76
363	0036P	13.917	17.131	2	370	Pavement	036P-01392	15.52	2020	MINOR_REHAB_ASPHALT	Blue	\$1,222,143	76
364													
365	0036P	17.131	29.494	2	370	Pavement	036P-01713	23.31	2011	FUNCTIONAL_REPAIR	Orange	\$1,996,255	81
366	0036P	17.131	29.494	2	370	Pavement	036P-01713	23.31	2019	CHIP_SEAL	Orange	\$790,249	81
367													
368	0036P	29.494	38.966	2	381	Pavement	036P-02949	34.23	2009	MINOR_REHAB_ASPHALT	Blue	\$1,876,389	66
369	0036P	29.494	38.966	2	381	Pavement	036P-02949	34.23	2020	MINOR_REHAB_ASPHALT	Blue	\$2,597,361	66
370													
371	0036P	38.966	48.301	2	3042	Pavement	036P-03897	43.63	2013	MINOR_REHAB_ASPHALT	Blue	\$2,453,917	79
372													
373	0036P	48.301	52.62	2	5912	Pavement	036P-04830	50.46	2011	MAJOR_REHAB_ASPHALT	Blue	\$3,939,087	70
374													
375	0036P	52.62	55.928	2	17163	Pavement	036P-05262	54.27	2010	CHIP_SEAL	Orange	\$390,910	89
376	0036P	52.62	55.928	2	17163	Pavement	036P-05262	54.27	2018	MINOR_REHAB_ASPHALT	Blue	\$1,980,772	89
377	0036P	52.62	55.928	2	17163	Safety	0036P-055.00	55.50	2016	SAFETY_IMPROVEMENT	Safety	\$671,958	6

Line	Road	From	To	Region	AADT	Asset	ElementID	Milepoint	Year	Treatment	Budget	Cost	Condition
378													
379	0036P	55.928	63.154	2	17487	Pavement	036P-05593	59.54	2006	RECONSTRUCT ASPHALT	Blue	\$0	96
380	0036P	55.928	63.154	2	17487	Pavement	036P-05593	59.54	2017	CHIP_SEAL	Orange	\$897,997	96
381	0036P	55.928	63.154	2	17487	Structure	0F 416	56.55	2011	PREVENTIVE_DECK	Orange	\$179,463	87
382	0036P	55.928	63.154	2	17487	Structure	0F 416	56.55	2011	PREVENTIVE_SUBSTRUCTURE	Orange	\$89,732	87
383	0036P	55.928	63.154	2	17487	Structure	0F 416	56.55	2019	REPAIR_DECK	Blue	\$568,346	87
384	0036P	55.928	63.154	2	17487	Structure	0F 416	56.55	2019	REPAIR_SUBSTRUCTURE	Blue	\$378,897	87
385	0036P	55.928	63.154	2	17487	Safety	0036P-056.00	56.50	2011	SAFETY_IMPROVEMENT	Safety	\$289,819	7
386													
387	0036P	63.154	66.524	2	21782	Pavement	036P-06315	64.84	2006	RECONSTRUCT ASPHALT	Blue	\$0	95
388	0036P	63.154	66.524	2	21782	Pavement	036P-06315	64.84	2017	CHIP_SEAL	Orange	\$798,930	95
389	0036P	63.154	66.524	2	21782	Structure	0C 583	65.91	2013	REPLACE_DECK	Blue	\$1,788,223	82
390	0036P	63.154	66.524	2	21782	Safety	0036P-065.00	65.50	2013	SAFETY_IMPROVEMENT	Safety	\$307,468	5
391													
392	0040P	0	4.016	2	20136	Pavement	040P-00000	2.01	2012	GRIND_CONCRETE	Blue	\$2,056,142	85
393	0040P	0	4.016	2	20136	Structure	0C 900	0.15	2012	PREVENTIVE_DECK	Orange	\$10,000	98
394	0040P	0	4.016	2	20136	Structure	0C 900	0.15	2012	PREVENTIVE_SUBSTRUCTURE	Orange	\$10,000	98
395	0040P	0	4.016	2	20136	Structure	4C 899	0.15	2010	PREVENTIVE_DECK	Orange	\$233,441	93
396	0040P	0	4.016	2	20136	Structure	4C 899	0.15	2010	PREVENTIVE_SUBSTRUCTURE	Orange	\$116,721	93
397	0040P	0	4.016	2	20136	Structure	4C 899	0.15	2018	REPAIR_DECK	Blue	\$739,291	93
398	0040P	0	4.016	2	20136	Structure	0F 555	1.26	2012	PREVENTIVE_DECK	Orange	\$150,376	100
399	0040P	0	4.016	2	20136	Structure	0F 555	1.26	2012	PREVENTIVE_SUBSTRUCTURE	Orange	\$75,188	100
400	0040P	0	4.016	2	20136	Structure	2C 754	3.00	2010	PREVENTIVE_DECK	Orange	\$93,333	100
401	0040P	0	4.016	2	20136	Structure	2C 754	3.00	2010	PREVENTIVE_SUBSTRUCTURE	Orange	\$46,666	100
402	0040P	0	4.016	2	20136	Structure	2C 754	3.00	2018	REPAIR_DECK	Blue	\$295,578	100
403	0040P	0	4.016	2	20136	Structure	4C 754	4.00	2010	PREVENTIVE_DECK	Orange	\$93,333	100
404	0040P	0	4.016	2	20136	Structure	4C 754	4.00	2010	PREVENTIVE_SUBSTRUCTURE	Orange	\$46,666	100
405	0040P	0	4.016	2	20136	Structure	4C 754	4.00	2018	REPAIR_DECK	Blue	\$295,578	100
406													
407	0040P	4.016	6.092	2	15963	Pavement	040P-00402	5.05	2009	GRIND_CONCRETE	Blue	\$1,796,945	81
408	0040P	4.016	6.092	2	15963	Structure	4F 463	4.40	2010	PREVENTIVE_DECK	Orange	\$107,180	100
409	0040P	4.016	6.092	2	15963	Structure	4F 463	4.40	2010	PREVENTIVE_SUBSTRUCTURE	Orange	\$53,590	100
410	0040P	4.016	6.092	2	15963	Structure	4F 463	4.40	2018	REPAIR_DECK	Blue	\$339,432	100
411	0040P	4.016	6.092	2	15963	Structure	4F 463	4.40	2018	REPAIR_SUBSTRUCTURE	Blue	\$226,288	100
412	0040P	4.016	6.092	2	15963	Structure	2F 463	4.42	2011	PREVENTIVE_DECK	Orange	\$152,061	95
413	0040P	4.016	6.092	2	15963	Structure	2F 463	4.42	2011	PREVENTIVE_SUBSTRUCTURE	Orange	\$76,030	95
414	0040P	4.016	6.092	2	15963	Structure	2F 463	4.42	2018	REPAIR_DECK	Blue	\$481,565	95
415	0040P	4.016	6.092	2	15963	Structure	2F 463	4.42	2018	REPAIR_SUBSTRUCTURE	Blue	\$321,043	95
416	0040P	4.016	6.092	2	15963	Structure	2F 540	4.68	2010	PREVENTIVE_DECK	Orange	\$48,847	100
417	0040P	4.016	6.092	2	15963	Structure	2F 540	4.68	2010	PREVENTIVE_SUBSTRUCTURE	Orange	\$24,424	100
418	0040P	4.016	6.092	2	15963	Structure	2F 540	4.68	2018	REPAIR_DECK	Blue	\$154,695	100
419	0040P	4.016	6.092	2	15963	Structure	4F 540	4.70	2010	PREVENTIVE_DECK	Orange	\$48,847	100

Line	Road	From	To	Region	AADT	Asset	ElementID	Milepoint	Year	Treatment	Budget	Cost	Condition
420	0040P	4.016	6.092	2	15963	Structure	4F 540	4.70	2010	PREVENTIVE_SUBSTRUCTURE	Orange	\$24,424	100
421	0040P	4.016	6.092	2	15963	Structure	4F 540	4.70	2018	REPAIR_DECK	Blue	\$154,695	100
422	0040P	4.016	6.092	2	15963	Structure	4F 540	4.70	2018	REPAIR_SUBSTRUCTURE	Blue	\$103,130	100
423													
424	0048P	0	1.402	2	3301	Pavement	048P-00000	0.70	2010	MINOR_REHAB_ASPHALT	Blue	\$455,606	83
425	0048P	0	1.402	2	3301	Pavement	048P-00000	0.70	2020	MINOR_REHAB_ASPHALT	Blue	\$612,296	83
426													
427	0048P	1.402	3.024	2	3355	Pavement	048P-00140	2.21	2011	MINOR_REHAB_ASPHALT	Blue	\$556,465	81
428													
429	0048P	3.024	4.73	2	4087	Pavement	048P-00302	3.88	2011	MINOR_REHAB_ASPHALT	Blue	\$606,302	84
430													
431	0048P	4.73	8.611	2	15544	Pavement	048P-00473	6.67	2008	MINOR_REHAB_ASPHALT	Blue	\$0	89
432	0048P	4.73	8.611	2	15544	Pavement	048P-00473	6.67	2016	CHIP_SEAL	Orange	\$639,302	89
433	0048P	4.73	8.611	2	15544	Safety	0048P-007.00	7.50	2016	SAFETY_IMPROVEMENT	Safety	\$671,958	7
434	0048P	4.73	8.611	2	15544	Safety	0048P-008.00	8.50	2016	SAFETY_IMPROVEMENT	Safety	\$671,958	7
435													
436	0048P	8.611	10.111	2	28117	Pavement	048P-00861	9.36	2013	OG_SEAL	Orange	\$648,274	93
437	0048P	8.611	10.111	2	28117	Safety	0048P-009.00	9.50	2014	SAFETY_IMPROVEMENT	Safety	\$633,385	7
438													
439	0048P	10.112	11.66	2	26630	Pavement	048P-01011	10.89	2012	MINOR_REHAB_ASPHALT	Blue	\$1,092,763	90
440	0048P	10.112	11.66	2	26630	Pavement	048P-01011	10.89	2020	OG_SEAL	Orange	\$982,838	90
441	0048P	10.112	11.66	2	26630	Structure	0F 571	11.06	2012	PREVENTIVE_DECK	Orange	\$112,754	95
442	0048P	10.112	11.66	2	26630	Structure	0F 571	11.06	2012	PREVENTIVE_SUBSTRUCTURE	Orange	\$56,377	95
443	0048P	10.112	11.66	2	26630	Safety	0048P-010.11	10.61	2012	SAFETY_IMPROVEMENT	Safety	\$289,819	6
444	0048P	10.112	11.66	2	26630	Safety	0048P-011.11	11.61	2012	SAFETY_IMPROVEMENT	Safety	\$289,819	9
445													
446	0048P	11.66	12.691	2	28587	Pavement	048P-01166	12.18	2011	OG_SEAL	Orange	\$528,431	91
447	0048P	11.66	12.691	2	28587	Pavement	048P-01166	12.18	2019	OG_SEAL	Orange	\$669,400	91
448	0048P	11.66	12.691	2	28587	Safety	0048P-012.11	12.61	2016	SAFETY_IMPROVEMENT	Safety	\$335,979	5
449													
450	0058P	0	1.557	2	9334	Pavement	058P-00000	0.78	2012	MINOR_REHAB_ASPHALT	Blue	\$756,930	83
451	0058P	0	1.557	2	9334	Structure	4C 591	1.40	2012	PREVENTIVE_DECK	Orange	\$89,120	86
452	0058P	0	1.557	2	9334	Structure	4C 591	1.40	2012	PREVENTIVE_SUBSTRUCTURE	Orange	\$44,560	86
453	0058P	0	1.557	2	9334	Structure	4C 591	1.40	2012	PREVENTIVE_SUPERSTRUCTURE	Orange	\$297,066	86
454													
455	0065P	0	3.085	2	1402	Pavement	065P-00000	1.54	2018	MAJOR_REHAB_ASPHALT	Blue	\$4,823,110	79
456													
457	0065P	3.085	8.388	2	815	Pavement	065P-00308	5.74	2018	MAJOR_REHAB_ASPHALT	Blue	\$4,588,327	82
458													
459	0065P	21.726	28.254	2	445	Pavement	065P-02173	24.99	2015	MINOR_REHAB_ASPHALT	Blue	\$1,910,293	93
460													
461	0068P	35.994	40.186	2	7413	Pavement	068P-03616	38.09	2012	MINOR_REHAB_ASPHALT	Blue	\$1,087,543	94

Line	Road	From	To	Region	AADT	Asset	ElementID	Milepoint	Year	Treatment	Budget	Cost	Condition
462													
463	0068P	40.186	42.449	2	10910	Pavement	068P-04019	41.32	2011	MAJOR_REHAB_ASPHALT	Blue	\$2,871,958	78
464													
465	0068P	42.449	45.211	2	14826	Pavement	068P-04245	43.83	2007	RECONSTRUCT_ASPHALT	Blue	\$0	84
466	0068P	42.449	45.211	2	14826	Pavement	068P-04245	43.83	2017	CHIP_SEAL	Orange	\$554,734	84
467													
468	0068P	45.211	46.958	2	16673	Pavement	068P-04521	46.08	2018	MINOR_REHAB_CONCRETE	Blue	\$2,296,310	94
469	0068P	45.211	46.958	2	16673	Structure	0E2486	46.41	2014	PREVENTIVE_CULVERT	Orange	\$95,008	93
470													
471	0068P	46.958	48.465	2	24569	Pavement	068P-04696	47.71	2009	GRIND_CONCRETE	Blue	\$720,689	84
472	0068P	46.958	48.465	2	24569	Safety	0068P-048.00	48.50	2017	SAFETY_IMPROVEMENT	Safety	\$692,117	5
473													
474	0068P	48.465	49.909	2	35426	Pavement	068P-04846	49.19	2009	GRIND_CONCRETE	Blue	\$756,005	87
475													
476	0068P	49.909	54.471	2	46675	Pavement	068P-04991	52.19	2006	RECONSTRUCT_ASPHALT	Blue	\$0	66
477	0068P	49.909	54.471	2	46675	Structure	0E2150	50.03	2020	REPAIR_CULVERT	Blue	\$226,888	70
478	0068P	49.909	54.471	2	46675	Safety	0068P-050.00	50.50	2016	SAFETY_IMPROVEMENT	Safety	\$671,958	5
479	0068P	49.909	54.471	2	46675	Safety	0068P-051.00	51.50	2012	SAFETY_IMPROVEMENT	Safety	\$597,026	7
480	0068P	49.909	54.471	2	46675	Safety	0068P-052.00	52.50	2012	SAFETY_IMPROVEMENT	Safety	\$597,026	8
481	0068P	49.909	54.471	2	46675	Safety	0068P-053.00	53.50	2012	SAFETY_IMPROVEMENT	Safety	\$597,026	8
482	0068P	49.909	54.471	2	46675	Safety	0068P-054.00	54.50	2014	SAFETY_IMPROVEMENT	Safety	\$633,385	6
483													
484	0068P	54.471	56.488	2	41531	Pavement	068P-05447	55.48	2006	RECONSTRUCT_ASPHALT	Blue	\$0	88
485	0068P	54.471	56.488	2	41531	Safety	0068P-056.00	56.50	2015	SAFETY_IMPROVEMENT	Safety	\$652,387	8
486													
487	0068P	56.488	59.637	2	25094	Pavement	068P-05649	58.06	2013	MINOR_REHAB_ASPHALT	Blue	\$2,326,069	92
488	0068P	56.488	59.637	2	25094	Structure	0D 480	57.31	2015	MAJOR_REHAB_SUBSTRUCTURE	Blue	\$410,800	89
489	0068P	56.488	59.637	2	25094	Structure	0F 33	58.95	2016	PREVENTIVE_DECK	Orange	\$215,598	95
490	0068P	56.488	59.637	2	25094	Structure	0F 33	58.95	2016	PREVENTIVE_SUBSTRUCTURE	Orange	\$107,799	95
491	0068P	56.488	59.637	2	25094	Structure	0F 34	59.01	2016	PREVENTIVE_DECK	Orange	\$174,848	95
492	0068P	56.488	59.637	2	25094	Structure	0F 34	59.01	2016	PREVENTIVE_SUBSTRUCTURE	Orange	\$87,424	95
493	0068P	56.488	59.637	2	25094	Structure	0F 35	59.09	2016	PREVENTIVE_DECK	Orange	\$254,005	95
494	0068P	56.488	59.637	2	25094	Structure	0F 35	59.09	2016	PREVENTIVE_SUBSTRUCTURE	Orange	\$127,002	95
495	0068P	56.488	59.637	2	25094	Safety	0068P-057.00	57.50	2017	SAFETY_IMPROVEMENT	Safety	\$692,117	6
496	0068P	56.488	59.637	2	25094	Safety	0068P-058.00	58.50	2013	SAFETY_IMPROVEMENT	Safety	\$614,937	8
497													
498	0068P	59.637	60.985	2	21783	Pavement	068P-05964	60.31	2016	PREV_MAINT_CONCRETE	Orange	\$755,950	100
499													
500	0068P	60.985	62.883	2	9836	Pavement	068P-06098	61.93	2013	CHIP_SEAL	Orange	\$315,639	96
501	0068P	60.985	62.883	2	9836	Structure	0D 564	61.99	2013	REPLACE_STRUCTURE	Blue	\$753,785	72
502													
503	0071P	0	2.4	2	20479	Pavement	071P-00000	1.20	2006	RECONSTRUCT_ASPHALT	Blue	\$0	96

Line	Road	From	To	Region	AADT	Asset	ElementID	Milepoint	Year	Treatment	Budget	Cost	Condition
504	0071P	0	2.4	2	20479	Pavement	071P-00000	1.20	2017	CHIP_SEAL	Orange	\$336,203	96
505													
506	0071P	2.4	4.938	2	20479	Pavement	071P-00240	3.67	2015	MINOR_REHAB_ASPHALT	Blue	\$1,324,233	93
507	0071P	2.4	4.938	2	20479	Structure	0F 693	3.34	2014	PREVENTIVE_DECK	Orange	\$127,577	94
508	0071P	2.4	4.938	2	20479	Structure	0F 693	3.34	2014	PREVENTIVE_SUBSTRUCTURE	Orange	\$63,788	94
509													
510	0071P	4.938	8.22	2	20347	Pavement	071P-00494	6.58	2014	MINOR_REHAB_ASPHALT	Blue	\$1,687,587	93
511	0071P	4.938	8.22	2	20347	Structure	0D 410	6.30	2014	REPLACE_STRUCTURE	Blue	\$454,672	74
512	0071P	4.938	8.22	2	20347	Safety	0071P-005.00	5.50	2016	SAFETY_IMPROVEMENT	Safety	\$671,958	8
513	0071P	4.938	8.22	2	20347	Safety	0071P-007.00	7.50	2017	SAFETY_IMPROVEMENT	Safety	\$692,117	5
514													
515	0071P	8.22	10.243	2	24230	Pavement	071P-00822	9.23	2013	MINOR_REHAB_ASPHALT	Blue	\$1,164,976	92
516	0071P	8.22	10.243	2	24230	Safety	0071P-009.00	9.50	2014	SAFETY_IMPROVEMENT	Safety	\$633,385	9
517													
518	0071P	10.243	12.16	2	26044	Pavement	071P-01024	11.20	2013	OG_SEAL	Orange	\$1,335,431	95
519	0071P	10.243	12.16	2	26044	Safety	0071P-011.00	11.50	2015	SAFETY_IMPROVEMENT	Safety	\$652,387	7
520	0071P	10.243	12.16	2	26044	Safety	0071P-012.00	12.50	2015	SAFETY_IMPROVEMENT	Safety	\$652,387	7
521													
522	0071P	12.16	15.717	2	36835	Pavement	071P-01216	13.94	2013	MINOR_REHAB_ASPHALT	Blue	\$2,348,870	91
523	0071P	12.16	15.717	2	36835	Safety	0071P-014.00	14.50	2012	SAFETY_IMPROVEMENT	Safety	\$597,026	8
524	0071P	12.16	15.717	2	36835	Safety	0071P-015.00	15.50	2014	SAFETY_IMPROVEMENT	Safety	\$633,385	6
525													
526	0071P	15.717	16.524	2	45519	Pavement	071P-01572	16.12	2009	OG_SEAL	Orange	\$239,941	94
527	0071P	15.717	16.524	2	45519	Pavement	071P-01572	16.12	2017	OG_SEAL	Orange	\$303,950	94
528	0071P	15.717	16.524	2	45519	Structure	0E1227	15.81	2014	REPAIR_CULVERT	Blue	\$190,016	91
529	0071P	15.717	16.524	2	45519	Safety	0071P-016.00	16.50	2016	SAFETY_IMPROVEMENT	Safety	\$671,958	5
530													
531	0071P	16.524	18.284	2	44544	Pavement	071P-01652	17.40	2011	MINOR_REHAB_ASPHALT	Blue	\$1,589,244	94
532													
533	0071P	18.284	22.47	2	43669	Safety	0071P-019.00	19.50	2014	SAFETY_IMPROVEMENT	Safety	\$633,385	7
534	0071P	18.284	22.47	2	43669	Safety	0071P-021.00	21.50	2015	SAFETY_IMPROVEMENT	Safety	\$652,387	6
535													
536	0073P	0	8.704	2	1421	Pavement	073P-00000	4.35	2017	MAJOR_REHAB_ASPHALT	Blue	\$7,449,580	72
537													
538	0073P	8.704	15.799	2	1065	Pavement	073P-00870	12.25	2015	MAJOR_REHAB_ASPHALT	Blue	\$5,004,220	72
539													
540	0080N	0	9.991	2	7553	Pavement	080N-00000	5.00	2014	CHIP_SEAL	Orange	\$1,167,412	94
541	0080N	0	9.991	2	7553	Structure	4F 361	0.03	2011	PREVENTIVE_DECK	Orange	\$48,066	96
542	0080N	0	9.991	2	7553	Structure	4F 361	0.03	2011	PREVENTIVE_SUBSTRUCTURE	Orange	\$24,033	96
543													
544	0080N	9.991	19.978	2	7815	Pavement	080N-00999	14.98	2006	MINOR_REHAB_ASPHALT	Blue	\$0	85
545	0080N	9.991	19.978	2	7815	Pavement	080N-00999	14.98	2014	CHIP_SEAL	Orange	\$883,022	85

Line	Road	From	To	Region	AADT	Asset	ElementID	Milepoint	Year	Treatment	Budget	Cost	Condition
546	0080N	9.991	19.978	2	7815	Structure	4V1592	11.95	2014	REPLACE_CULVERT	Blue	\$950,078	71
547													
548	0080N	19.978	29.97	2	7815	Pavement	080N-01998	24.97	2010	MINOR_REHAB_ASPHALT	Blue	\$3,515,365	82
549													
550	0080N	29.97	40.02	2	7815	Pavement	080N-02997	35.00	2012	CHIP_SEAL	Orange	\$827,451	95
551													
552	0080N	40.02	49.051	2	7732	Pavement	080N-04002	44.54	2013	CHIP_SEAL	Orange	\$1,051,465	94
553	0080N	40.02	49.051	2	7732	Structure	0F 219B	41.28	2011	PREVENTIVE_DECK	Orange	\$55,479	96
554	0080N	40.02	49.051	2	7732	Structure	0F 219B	41.28	2011	PREVENTIVE_SUBSTRUCTURE	Orange	\$27,739	96
555													
556	0080N	49.051	56.646	2	7925	Pavement	080N-04905	52.85	2017	MINOR_REHAB_ASPHALT	Blue	\$4,405,376	93
557													
558	0080N	56.646	62.159	2	8135	Pavement	080N-05665	59.40	2009	CHIP_SEAL	Orange	\$512,667	93
559	0080N	56.646	62.159	2	8135	Pavement	080N-05665	59.40	2018	MINOR_REHAB_ASPHALT	Blue	\$2,675,658	93
560													
561	0080N	62.159	69.696	2	8311	Pavement	080N-06216	65.93	2012	MINOR_REHAB_ASPHALT	Blue	\$3,787,549	92
562	0080N	62.159	69.696	2	8311	Pavement	080N-06216	65.93	2020	CHIP_SEAL	Orange	\$1,199,488	92
563	0080N	62.159	69.696	2	8311	Structure	4C 308	62.16	2012	PREVENTIVE_DECK	Orange	\$109,946	98
564	0080N	62.159	69.696	2	8311	Structure	4F 165	69.48	2012	PREVENTIVE_DECK	Orange	\$45,406	96
565	0080N	62.159	69.696	2	8311	Structure	4F 165	69.48	2012	PREVENTIVE_SUBSTRUCTURE	Orange	\$22,703	96
566													
567	0080N	69.696	76.59	2	8345	Pavement	080N-06970	73.14	2013	MINOR_REHAB_ASPHALT	Blue	\$2,588,835	89
568	0080N	69.696	76.59	2	8345	Structure	4C 239	72.72	2018	REPLACE_STRUCTURE	Blue	\$816,984	84
569	0080N	69.696	76.59	2	8345	Structure	4F 214	76.42	2013	PREVENTIVE_DECK	Orange	\$64,059	96
570	0080N	69.696	76.59	2	8345	Structure	4F 214	76.42	2013	PREVENTIVE_SUBSTRUCTURE	Orange	\$32,030	96
571													
572	0080N	76.59	88.918	2	9428	Pavement	080N-07659	82.75	2014	MAJOR_REHAB_ASPHALT	Blue	\$13,756,065	82
573	0080N	76.59	88.918	2	9428	Structure	4F 215	83.38	2011	PREVENTIVE_DECK	Orange	\$67,046	95
574	0080N	76.59	88.918	2	9428	Structure	4F 216	88.38	2011	PREVENTIVE_DECK	Orange	\$93,887	95
575	0080N	76.59	88.918	2	9428	Structure	4F 216	88.38	2011	PREVENTIVE_SUBSTRUCTURE	Orange	\$46,943	95
576													
577	0080N	88.918	94.49	2	12479	Pavement	080N-08892	91.70	2012	CHIP_SEAL	Orange	\$531,688	94
578													
579	0080N	94.49	98.123	2	12547	Pavement	080N-09449	96.31	2018	GRIND_CONCRETE	Blue	\$1,731,444	93
580													
581	0080N	98.123	101.795	2	32350	Pavement	080N-09812	99.96	2007	PREV_MAINT_CONCRETE	Orange	\$1,463,473	93
582													
583	0080N	101.795	102.53	2	20790	Pavement	080N-10180	102.16	2009	MINOR_REHAB_ASPHALT	Blue	\$690,044	72
584	0080N	101.795	102.53	2	20790	Pavement	080N-10180	102.16	2019	MINOR_REHAB_ASPHALT	Blue	\$927,361	72
585	0080N	101.795	102.53	2	20790	Structure	4C 438	101.86	2010	PREVENTIVE_DECK	Orange	\$117,320	76
586	0080N	101.795	102.53	2	20790	Structure	4C 438	101.86	2010	PREVENTIVE_SUBSTRUCTURE	Orange	\$58,660	76
587	0080N	101.795	102.53	2	20790	Structure	4C 438	101.86	2019	REPAIR_DECK	Blue	\$382,691	76

Line	Road	From	To	Region	AADT	Asset	ElementID	Milepoint	Year	Treatment	Budget	Cost	Condition
588	0080N	101.795	102.53	2	20790	Structure	4C 438	101.86	2019	REPAIR_SUBSTRUCTURE	Blue	\$255,127	76
589	0080N	101.795	102.53	2	20790	Structure	4C 438	101.86	2019	REPAIR_SUPERSTRUCTURE	Blue	\$637,819	76
590													
591	0080N	102.53	106.34	2	21155	Pavement	080N-10253	104.44	2016	GRIND_CONCRETE	Blue	\$1,079,330	94
592													
593	0080N	106.34	112.805	2	21968	Pavement	080N-10634	109.57	2008	MINOR_REHAB_CONCRETE	Blue	\$0	91
594	0080N	106.34	112.805	2	21968	Structure	4C 710	112.54	2011	PREVENTIVE_DECK	Orange	\$85,913	97
595	0080N	106.34	112.805	2	21968	Structure	4C 710	112.54	2011	PREVENTIVE_SUBSTRUCTURE	Orange	\$42,957	97
596													
597	0080N	112.805	115.64	2	36828	Pavement	080N-11280	114.22	2013	GRIND_CONCRETE	Blue	\$1,067,397	92
598													
599	0080N	115.64	118.161	2	52457	Pavement	080N-11564	116.90	2013	GRIND_CONCRETE	Blue	\$1,416,292	89
600	0080N	115.64	118.161	2	52457	Structure	4C 917	115.70	2009	PREVENTIVE_DECK	Orange	\$10,000	100
601	0080N	115.64	118.161	2	52457	Structure	4C 917	115.70	2009	PREVENTIVE_SUBSTRUCTURE	Orange	\$10,000	100
602	0080N	115.64	118.161	2	52457	Structure	4C 917	115.70	2017	REPAIR_DECK	Blue	\$10,000	100
603													
604	0080N	118.161	119.65	2	58727	Pavement	080N-11816	118.91	2017	GRIND_CONCRETE	Blue	\$775,508	90
605	0080N	118.161	119.65	2	58727	Structure	4C 883	119.03	2014	REPAIR_DECK	Blue	\$265,992	96
606	0080N	118.161	119.65	2	58727	Structure	4C 885	119.18	2014	REPAIR_DECK	Blue	\$222,120	88
607	0080N	118.161	119.65	2	58727	Structure	4F 642	119.49	2014	PREVENTIVE_DECK	Orange	\$249,488	83
608	0080N	118.161	119.65	2	58727	Structure	4F 642	119.49	2014	PREVENTIVE_SUBSTRUCTURE	Orange	\$124,744	83
609													
610	0080N	122.409	122.845	2	60000	Structure	4C 847	122.45	2013	PREVENTIVE_DECK	Orange	\$503,622	95
611	0080N	122.409	122.845	2	60000	Structure	4C 847	122.45	2013	PREVENTIVE_SUBSTRUCTURE	Orange	\$251,811	95
612	0080N	122.409	122.845	2	60000	Structure	4C 851	122.55	2009	PREVENTIVE_DECK	Orange	\$279,148	97
613	0080N	122.409	122.845	2	60000	Structure	4C 851	122.55	2009	PREVENTIVE_SUBSTRUCTURE	Orange	\$139,574	97
614	0080N	122.409	122.845	2	60000	Structure	4C 851	122.55	2017	REPAIR_DECK	Blue	\$884,040	97
615	0080N	122.409	122.845	2	60000	Structure	4C 851	122.55	2017	REPAIR_SUBSTRUCTURE	Blue	\$589,360	97
616	0080N	122.409	122.845	2	60000	Structure	4C 851	122.55	2017	REPAIR_SUPERSTRUCTURE	Blue	\$1,473,400	97
617	0080N	122.409	122.845	2	60000	Structure	4C 852	122.55	2009	PREVENTIVE_DECK	Orange	\$431,477	97
618	0080N	122.409	122.845	2	60000	Structure	4C 852	122.55	2009	PREVENTIVE_SUBSTRUCTURE	Orange	\$215,739	97
619	0080N	122.409	122.845	2	60000	Structure	4C 852	122.55	2017	REPAIR_DECK	Blue	\$1,366,457	97
620	0080N	122.409	122.845	2	60000	Structure	4C 852	122.55	2017	REPAIR_SUBSTRUCTURE	Blue	\$910,971	97
621	0080N	122.409	122.845	2	60000	Structure	4C 852	122.55	2017	REPAIR_SUPERSTRUCTURE	Blue	\$2,277,428	97
622	0080N	122.409	122.845	2	60000	Structure	4C 848	122.55	2013	PREVENTIVE_DECK	Orange	\$515,142	89
623	0080N	122.409	122.845	2	60000	Structure	4C 848	122.55	2013	PREVENTIVE_SUBSTRUCTURE	Orange	\$257,571	89
624	0080N	122.409	122.845	2	60000	Structure	4F 623	122.66	2013	PREVENTIVE_DECK	Orange	\$151,803	90
625	0080N	122.409	122.845	2	60000	Structure	4F 623	122.66	2013	PREVENTIVE_SUBSTRUCTURE	Orange	\$75,901	90
626	0080N	122.409	122.845	2	60000	Structure	4C 853	122.66	2013	PREVENTIVE_DECK	Orange	\$332,534	90
627	0080N	122.409	122.845	2	60000	Structure	4C 853	122.66	2013	PREVENTIVE_SUBSTRUCTURE	Orange	\$166,267	90
628	0080N	122.409	122.845	2	60000	Structure	4C 855	122.80	2013	REPAIR_DECK	Blue	\$227,950	96
629	0080N	122.409	122.845	2	60000	Structure	4C 855	122.80	2013	REPAIR_SUBSTRUCTURE	Blue	\$151,966	96

Line	Road	From	To	Region	AADT	Asset	ElementID	Milepoint	Year	Treatment	Budget	Cost	Condition
630	0080N	122.409	122.845	2	60000	Structure	4C 856	122.81	2013	REPAIR_DECK	Blue	\$223,097	99
631													
632	0080N	122.845	123.709	2	88447	Pavement	080N-12011	123.28	2009	RECONSTRUCT_CONCRETE	Blue	\$7,162,303	65
633	0080N	122.845	123.709	2	88447	Structure	4F 651W	122.96	2010	PREVENTIVE_DECK	Orange	\$70,872	91
634	0080N	122.845	123.709	2	88447	Structure	4F 651W	122.96	2010	PREVENTIVE_SUBSTRUCTURE	Orange	\$35,436	91
635	0080N	122.845	123.709	2	88447	Structure	4F 651W	122.96	2018	REPAIR_DECK	Blue	\$224,446	91
636	0080N	122.845	123.709	2	88447	Structure	4F 652	122.96	2010	PREVENTIVE_DECK	Orange	\$70,436	92
637	0080N	122.845	123.709	2	88447	Structure	4F 652	122.96	2010	PREVENTIVE_SUBSTRUCTURE	Orange	\$35,218	92
638	0080N	122.845	123.709	2	88447	Structure	4F 652	122.96	2018	REPAIR_DECK	Blue	\$223,065	92
639	0080N	122.845	123.709	2	88447	Structure	4F 626W	123.10	2013	PREVENTIVE_DECK	Orange	\$205,047	85
640	0080N	122.845	123.709	2	88447	Structure	4F 626W	123.10	2013	PREVENTIVE_SUBSTRUCTURE	Orange	\$102,524	85
641	0080N	122.845	123.709	2	88447	Structure	4F 43	123.54	2018	PREVENTIVE_DECK	Orange	\$83,844	95
642	0080N	122.845	123.709	2	88447	Structure	4F 43	123.54	2018	PREVENTIVE_SUBSTRUCTURE	Orange	\$41,922	95
643													
644	0080N	123.709	124.8	2	96827	Pavement	080N-12097	124.25	2009	MINOR_REHAB_CONCRETE	Blue	\$678,366	83
645	0080N	123.709	124.8	2	96827	Structure	4F 44	123.85	2016	PREVENTIVE_DECK	Orange	\$81,240	95
646	0080N	123.709	124.8	2	96827	Structure	4F 44	123.85	2016	PREVENTIVE_SUBSTRUCTURE	Orange	\$40,620	95
647	0080N	123.709	124.8	2	96827	Structure	4F 71	124.00	2016	PREVENTIVE_DECK	Orange	\$104,414	95
648	0080N	123.709	124.8	2	96827	Structure	4F 71	124.00	2016	PREVENTIVE_SUBSTRUCTURE	Orange	\$52,207	95
649	0080N	123.709	124.8	2	96827	Structure	4C 551	124.15	2016	PREVENTIVE_DECK	Orange	\$128,109	95
650	0080N	123.709	124.8	2	96827	Structure	4C 551	124.15	2016	PREVENTIVE_SUBSTRUCTURE	Orange	\$64,054	95
651	0080N	123.709	124.8	2	96827	Structure	4F 46	124.51	2013	REPLACE_STRUCTURE	Blue	\$1,652,132	73
652													
653	0080N	124.8	127.417	2	91548	Pavement	080N-12206	126.11	2015	MINOR_REHAB_CONCRETE	Blue	\$3,414,950	87
654	0080N	124.8	127.417	2	91548	Structure	4F 47	124.95	2015	PREVENTIVE_DECK	Orange	\$186,305	95
655	0080N	124.8	127.417	2	91548	Structure	4F 47	124.95	2015	PREVENTIVE_SUBSTRUCTURE	Orange	\$93,152	95
656	0080N	124.8	127.417	2	91548	Structure	3F 53	125.10	2011	REPLACE_STRUCTURE	Blue	\$1,279,900	57
657	0080N	124.8	127.417	2	91548	Structure	4F 50	126.13	2015	MAJOR_REHAB_SUBSTRUCTURE	Blue	\$368,564	91
658	0080N	124.8	127.417	2	91548	Structure	4F 51	126.82	2011	REPLACE_STRUCTURE	Blue	\$1,246,844	78
659													
660	0080N	127.417	128.717	2	68944	Pavement	080N-12468	128.07	2014	MINOR_REHAB ASPHALT	Blue	\$2,123,970	89
661	0080N	127.417	128.717	2	68944	Structure	4C 424	128.61	2014	REPLACE_STRUCTURE	Blue	\$1,540,172	80
662													
663	0080N	128.717	135.871	2	37781	Pavement	080N-12598	132.29	2019	MINOR_REHAB ASPHALT	Blue	\$6,372,637	90
664	0080N	128.717	135.871	2	37781	Structure	4C 573	133.67	2015	PREVENTIVE_DECK	Orange	\$80,264	97
665	0080N	128.717	135.871	2	37781	Structure	4C 573	133.67	2015	PREVENTIVE_SUPERSTRUCTURE	Orange	\$267,547	97
666													
667	0080N	135.871	142.824	2	39887	Pavement	080N-13313	139.35	2015	FUNCTIONAL_REPAIR	Orange	\$5,329,046	94
668	0080N	135.871	142.824	2	39887	Structure	4F 254	136.12	2009	PREVENTIVE_DECK	Orange	\$49,330	96
669	0080N	135.871	142.824	2	39887	Structure	4F 298	139.42	2016	PREVENTIVE_DECK	Orange	\$125,505	95
670	0080N	135.871	142.824	2	39887	Structure	4F 298	139.42	2016	PREVENTIVE_SUBSTRUCTURE	Orange	\$62,753	95
671	0080N	135.871	142.824	2	39887	Structure	4F 86	141.83	2011	PREVENTIVE_DECK	Orange	\$119,043	93

Line	Road	From	To	Region	AADT	Asset	ElementID	Milepoint	Year	Treatment	Budget	Cost	Condition
672	0080N	135.871	142.824	2	39887	Structure	4F 86	141.83	2011	PREVENTIVE_SUBSTRUCTURE	Orange	\$59,522	93
673													
674	0080N	142.824	144.955	2	34138	Pavement	080N-14009	143.89	2015	OG_SEAL	Orange	\$1,297,508	96
675													
676	0080N	144.955	146.647	2	34138	Pavement	080N-14222	145.80	2017	MINOR_REHAB_ASPHALT	Blue	\$636,544	91
677	0080N	144.955	146.647	2	34138	Structure	4F 183	145.09	2011	PREVENTIVE_DECK	Orange	\$37,397	93
678	0080N	144.955	146.647	2	34138	Structure	4F 183	145.09	2011	PREVENTIVE_SUBSTRUCTURE	Orange	\$18,699	93
679													
680	0080N	146.647	154.778	2	17028	Pavement	080N-14391	150.71	2011	MAJOR_REHAB_ASPHALT	Blue	\$8,356,834	78
681	0080N	146.647	154.778	2	17028	Structure	4C 325	152.40	2011	REPLACE_DECK	Blue	\$1,174,053	75
682													
683	0080N	154.778	162.415	2	12260	Pavement	080N-15204	158.60	2016	MAJOR_REHAB_ASPHALT	Blue	\$9,044,832	86
684	0080N	154.778	162.415	2	12260	Structure	4F 20	154.99	2012	REPLACE_DECK	Blue	\$716,793	82
685	0080N	154.778	162.415	2	12260	Structure	4F 20	154.99	2020	PREVENTIVE_DECK	Orange	\$83,816	82
686	0080N	154.778	162.415	2	12260	Structure	4D 678	155.46	2016	PREVENTIVE_DECK	Orange	\$59,498	95
687	0080N	154.778	162.415	2	12260	Structure	4D 678	155.46	2016	PREVENTIVE_SUBSTRUCTURE	Orange	\$29,749	95
688	0080N	154.778	162.415	2	12260	Structure	4D 666	155.69	2017	MAJOR_REHAB_DECK	Blue	\$135,327	95
689	0080N	154.778	162.415	2	12260	Structure	4D 666	155.69	2017	MAJOR_REHAB_SUPERSTR	Blue	\$135,327	95
690	0080N	154.778	162.415	2	12260	Structure	4F 88	157.96	2016	PREVENTIVE_DECK	Orange	\$124,984	95
691	0080N	154.778	162.415	2	12260	Structure	4F 88	157.96	2016	PREVENTIVE_SUBSTRUCTURE	Orange	\$62,492	95
692	0080N	154.778	162.415	2	12260	Structure	4F 73	159.87	2014	PREVENTIVE_DECK	Orange	\$44,792	96
693													
694	0080N	162.415	167.613	2	12215	Pavement	080N-15968	165.01	2013	MINOR_REHAB_ASPHALT	Blue	\$2,836,766	83
695	0080N	162.415	167.613	2	12215	Structure	4F 190	163.08	2013	PREVENTIVE_DECK	Orange	\$60,982	96
696	0080N	162.415	167.613	2	12215	Structure	4F 190	163.08	2013	PREVENTIVE_SUBSTRUCTURE	Orange	\$30,491	96
697	0080N	162.415	167.613	2	12215	Structure	4D 743	167.24	2013	PREVENTIVE_DECK	Orange	\$99,597	95
698	0080N	162.415	167.613	2	12215	Structure	4D 743	167.24	2013	PREVENTIVE_SUBSTRUCTURE	Orange	\$49,798	95
699													
700	0080N	167.613	178.566	2	12885	Pavement	080N-16488	173.09	2010	MINOR_REHAB_ASPHALT	Blue	\$0	91
701	0080N	167.613	178.566	2	12885	Pavement	080N-16488	173.09	2019	CHIP_SEAL	Orange	\$1,399,365	91
702	0080N	167.613	178.566	2	12885	Structure	4F 81	167.80	2019	REPLACE_STRUCTURE	Blue	\$1,161,135	82
703													
704	0080N	178.566	183.999	2	13090	Pavement	080N-17583	181.28	2012	CHIP_SEAL	Orange	\$643,100	94
705	0080N	178.566	183.999	2	13090	Pavement	080N-17583	181.28	2020	CHIP_SEAL	Orange	\$814,660	94
706													
707	0080N	183.999	196.553	2	13320	Pavement	080N-18126	190.28	2007	MINOR_REHAB_CONCRETE	Blue	\$0	55
708	0080N	183.999	196.553	2	13320	Structure	4D 652	187.78	2018	MAJOR_REHAB_SUPERSTR	Blue	\$99,907	94
709													
710	0080P	0	9.991	2	7553	Pavement	080P-00000	5.00	2012	CHIP_SEAL	Orange	\$1,148,733	92
711	0080P	0	9.991	2	7553	Structure	2F 361	0.03	2012	PREVENTIVE_DECK	Orange	\$48,066	96
712	0080P	0	9.991	2	7553	Structure	2F 361	0.03	2012	PREVENTIVE_SUBSTRUCTURE	Orange	\$24,033	96
713	0080P	0	9.991	2	7553	Structure	0C 592	3.98	2012	PREVENTIVE_DECK	Orange	\$81,982	99

Line	Road	From	To	Region	AADT	Asset	ElementID	Milepoint	Year	Treatment	Budget	Cost	Condition
714	0080P	0	9.991	2	7553	Structure	0C 592	3.98	2012	PREVENTIVE_SUBSTRUCTURE	Orange	\$40,991	99
715													
716	0080P	9.991	19.978	2	7815	Pavement	080P-00999	14.98	2006	MINOR_REHAB ASPHALT	Blue	\$0	86
717	0080P	9.991	19.978	2	7815	Pavement	080P-00999	14.98	2014	CHIP_SEAL	Orange	\$883,022	86
718	0080P	9.991	19.978	2	7815	Structure	2V1592	11.95	2014	REPLACE_CULVERT	Blue	\$950,078	71
719													
720	0080P	19.978	29.97	2	7815	Pavement	080P-01998	24.97	2010	MINOR_REHAB ASPHALT	Blue	\$3,515,365	85
721													
722	0080P	29.97	40.02	2	7814	Pavement	080P-02997	35.00	2012	CHIP_SEAL	Orange	\$827,451	95
723													
724	0080P	40.02	49.051	2	7730	Pavement	080P-04002	44.54	2013	CHIP_SEAL	Orange	\$1,051,465	91
725	0080P	40.02	49.051	2	7730	Structure	0F 219A	41.28	2013	PREVENTIVE_DECK	Orange	\$55,479	86
726	0080P	40.02	49.051	2	7730	Structure	0F 219A	41.28	2013	PREVENTIVE_SUBSTRUCTURE	Orange	\$27,739	86
727	0080P	40.02	49.051	2	7730	Structure	0F 218A	48.94	2013	PREVENTIVE_DECK	Orange	\$55,479	87
728	0080P	40.02	49.051	2	7730	Structure	0F 218A	48.94	2013	PREVENTIVE_SUBSTRUCTURE	Orange	\$27,739	87
729	0080P	40.02	49.051	2	7730	Structure	0F 218B	48.94	2013	PREVENTIVE_DECK	Orange	\$55,479	87
730	0080P	40.02	49.051	2	7730	Structure	0F 218B	48.94	2013	PREVENTIVE_SUBSTRUCTURE	Orange	\$27,739	87
731													
732	0080P	49.051	56.646	2	7929	Pavement	080P-04905	52.85	2009	CHIP_SEAL	Orange	\$723,639	92
733	0080P	49.051	56.646	2	7929	Pavement	080P-04905	52.85	2017	MINOR_REHAB ASPHALT	Blue	\$3,666,739	92
734													
735	0080P	56.646	62.159	2	8144	Pavement	080P-05665	59.40	2012	MINOR_REHAB ASPHALT	Blue	\$2,240,822	92
736	0080P	56.646	62.159	2	8144	Structure	2C 786	62.13	2012	PREVENTIVE_DECK	Orange	\$174,070	98
737	0080P	56.646	62.159	2	8144	Structure	2C 786	62.13	2012	PREVENTIVE_SUBSTRUCTURE	Orange	\$87,035	98
738	0080P	56.646	62.159	2	8144	Safety	0080P-060.00	60.50	2014	SAFETY_IMPROVEMENT	Safety	\$316,693	7
739													
740	0080P	62.159	69.696	2	8312	Pavement	080P-06216	65.93	2012	MINOR_REHAB ASPHALT	Blue	\$2,999,395	92
741	0080P	62.159	69.696	2	8312	Pavement	080P-06216	65.93	2020	CHIP_SEAL	Orange	\$949,886	92
742	0080P	62.159	69.696	2	8312	Structure	2F 165	69.46	2012	PREVENTIVE_DECK	Orange	\$41,553	93
743	0080P	62.159	69.696	2	8312	Structure	2F 165	69.46	2012	PREVENTIVE_SUBSTRUCTURE	Orange	\$20,776	93
744													
745	0080P	69.696	76.59	2	8354	Pavement	080P-06970	73.14	2012	MINOR_REHAB ASPHALT	Blue	\$2,513,432	87
746	0080P	69.696	76.59	2	8354	Structure	2F 214	76.40	2012	PREVENTIVE_DECK	Orange	\$58,623	96
747	0080P	69.696	76.59	2	8354	Structure	2F 214	76.40	2012	PREVENTIVE_SUBSTRUCTURE	Orange	\$29,312	96
748													
749	0080P	76.59	88.918	2	9487	Pavement	080P-07659	82.75	2009	MINOR_REHAB ASPHALT	Blue	\$3,955,368	85
750	0080P	76.59	88.918	2	9487	Pavement	080P-07659	82.75	2017	CHIP_SEAL	Orange	\$1,252,635	85
751	0080P	76.59	88.918	2	9487	Structure	2F 215	83.38	2011	PREVENTIVE_DECK	Orange	\$67,046	83
752	0080P	76.59	88.918	2	9487	Structure	2F 216	88.41	2011	PREVENTIVE_DECK	Orange	\$93,887	95
753	0080P	76.59	88.918	2	9487	Structure	2F 216	88.41	2011	PREVENTIVE_SUBSTRUCTURE	Orange	\$46,943	95
754													
755	0080P	88.918	94.49	2	12547	Pavement	080P-08892	91.70	2012	CHIP_SEAL	Orange	\$531,688	93

Line	Road	From	To	Region	AADT	Asset	ElementID	Milepoint	Year	Treatment	Budget	Cost	Condition
756													
757	0080P	94.49	98.123	2	12547	Pavement	080P-09449	96.31	2016	GRIND_CONCRETE	Blue	\$1,182,824	93
758	0080P	94.49	98.123	2	12547	Safety	0080P-098.00	98.50	2017	SAFETY_IMPROVEMENT	Safety	\$346,058	4
759													
760	0080P	98.123	101.795	2	28936	Pavement	080P-09812	99.96	2011	GRIND_CONCRETE	Blue	\$1,651,845	89
761	0080P	98.123	101.795	2	28936	Structure	0F 212	98.26	2015	REPLACE_STRUCTURE	Blue	\$1,804,782	78
762	0080P	98.123	101.795	2	28936	Safety	0080P-099.00	99.50	2012	SAFETY_IMPROVEMENT	Safety	\$298,513	5
763													
764	0080P	101.795	102.53	2	20790	Pavement	080P-10180	102.16	2009	MAJOR_REHAB_ASPHALT	Blue	\$2,070,132	75
765	0080P	101.795	102.53	2	20790	Structure	2C 438	101.86	2012	PREVENTIVE_DECK	Orange	\$117,987	76
766	0080P	101.795	102.53	2	20790	Structure	2C 438	101.86	2012	PREVENTIVE_SUBSTRUCTURE	Orange	\$58,994	76
767	0080P	101.795	102.53	2	20790	Structure	2C 438	101.86	2020	REPAIR_DECK	Blue	\$373,657	76
768	0080P	101.795	102.53	2	20790	Structure	2C 438	101.86	2020	REPAIR_SUBSTRUCTURE	Blue	\$249,105	76
769	0080P	101.795	102.53	2	20790	Structure	2C 438	101.86	2020	REPAIR_SUPERSTRUCTURE	Blue	\$622,762	76
770													
771	0080P	102.53	106.34	2	21180	Pavement	080P-10253	104.44	2015	MINOR_REHAB_CONCRETE	Blue	\$2,357,761	95
772													
773	0080P	106.34	112.805	2	22095	Pavement	080P-10634	109.57	2008	MINOR_REHAB_CONCRETE	Blue	\$0	90
774	0080P	106.34	112.805	2	22095	Structure	0C 635	111.29	2011	PREVENTIVE_DECK	Orange	\$169,019	90
775	0080P	106.34	112.805	2	22095	Structure	0C 635	111.29	2011	PREVENTIVE_SUBSTRUCTURE	Orange	\$84,509	90
776	0080P	106.34	112.805	2	22095	Structure	2C 710	112.54	2011	PREVENTIVE_DECK	Orange	\$85,913	97
777	0080P	106.34	112.805	2	22095	Structure	2C 710	112.54	2011	PREVENTIVE_SUBSTRUCTURE	Orange	\$42,957	97
778													
779	0080P	112.805	115.64	2	40499	Pavement	080P-11280	114.22	2012	GRIND_CONCRETE	Blue	\$1,204,669	91
780	0080P	112.805	115.64	2	40499	Structure	2C 732	114.37	2010	PREVENTIVE_DECK	Orange	\$256,884	98
781	0080P	112.805	115.64	2	40499	Structure	2C 732	114.37	2010	PREVENTIVE_SUBSTRUCTURE	Orange	\$128,442	98
782	0080P	112.805	115.64	2	40499	Structure	2C 732	114.37	2018	REPAIR_DECK	Blue	\$813,531	98
783	0080P	112.805	115.64	2	40499	Structure	2C 732	114.37	2018	REPAIR_SUBSTRUCTURE	Blue	\$542,354	98
784	0080P	112.805	115.64	2	40499	Structure	2C 732	114.37	2018	REPAIR_SUPERSTRUCTURE	Blue	\$1,355,885	98
785	0080P	112.805	115.64	2	40499	Structure	2C 637	115.61	2016	REPAIR_DECK	Blue	\$1,015,495	94
786	0080P	112.805	115.64	2	40499	Structure	2C 637	115.61	2016	REPAIR_SUBSTRUCTURE	Blue	\$676,997	94
787	0080P	112.805	115.64	2	40499	Structure	2C 637	115.61	2016	REPAIR_SUPERSTRUCTURE	Blue	\$1,692,492	94
788	0080P	112.805	115.64	2	40499	Safety	0080P-113.00	113.50	2011	SAFETY_IMPROVEMENT	Safety	\$289,819	6
789	0080P	112.805	115.64	2	40499	Safety	0080P-115.00	115.50	2011	SAFETY_IMPROVEMENT	Safety	\$289,819	5
790													
791	0080P	115.64	118.161	2	52412	Pavement	080P-11564	116.90	2013	GRIND_CONCRETE	Blue	\$1,581,659	88
792	0080P	115.64	118.161	2	52412	Structure	2C 702	117.33	2020	REPLACE_STRUCTURE	Blue	\$2,946,276	76
793	0080P	115.64	118.161	2	52412	Structure	3C 696	117.42	2009	PREVENTIVE_DECK	Orange	\$167,362	74
794	0080P	115.64	118.161	2	52412	Structure	3C 696	117.42	2009	PREVENTIVE_SUBSTRUCTURE	Orange	\$83,681	74
795	0080P	115.64	118.161	2	52412	Structure	3C 696	117.42	2017	REPAIR_DECK	Blue	\$530,022	74
796	0080P	115.64	118.161	2	52412	Structure	3C 696	117.42	2017	REPAIR_SUPERSTRUCTURE	Blue	\$883,369	74
797	0080P	115.64	118.161	2	52412	Structure	0C 377	118.12	2017	REPAIR_DECK	Blue	\$993,665	83

Line	Road	From	To	Region	AADT	Asset	ElementID	Milepoint	Year	Treatment	Budget	Cost	Condition
798	0080P	115.64	118.161	2	52412	Structure	0C 377	118.12	2017	REPAIR_SUBSTRUCTURE	Blue	\$662,443	83
799	0080P	115.64	118.161	2	52412	Safety	0080P-116.00	116.50	2011	SAFETY_IMPROVEMENT	Safety	\$289,819	5
800	0080P	115.64	118.161	2	52412	Safety	0080P-117.00	117.50	2011	SAFETY_IMPROVEMENT	Safety	\$289,819	5
801													
802	0080P	118.161	119.591	2	60000	Pavement	080P-11816	118.88	2015	GRIND_CONCRETE	Blue	\$785,920	87
803	0080P	118.161	119.591	2	60000	Structure	2F 645	119.02	2015	PREVENTIVE_DECK	Orange	\$43,249	96
804	0080P	118.161	119.591	2	60000	Structure	2F 645	119.02	2015	PREVENTIVE_SUBSTRUCTURE	Orange	\$21,625	96
805	0080P	118.161	119.591	2	60000	Structure	2C 887	119.21	2015	REPAIR_DECK	Blue	\$269,367	84
806	0080P	118.161	119.591	2	60000	Structure	2C 876	119.48	2011	PREVENTIVE_DECK	Orange	\$256,953	90
807	0080P	118.161	119.591	2	60000	Structure	2C 876	119.48	2011	PREVENTIVE_SUBSTRUCTURE	Orange	\$128,477	90
808													
809	0080P	122.028	122.464	2	69750	Pavement	080P-11967	122.25	2016	PREV_MAINT_CONCRETE	Orange	\$375,182	97
810													
811	0080P	122.464	123.328	2	98240	Pavement	080P-12011	122.90	2008	PREV_MAINT_CONCRETE	Orange	\$298,684	97
812	0080P	122.464	123.328	2	98240	Structure	2F 625	122.64	2014	PREVENTIVE_DECK	Orange	\$72,404	95
813	0080P	122.464	123.328	2	98240	Structure	2F 625	122.64	2014	PREVENTIVE_SUBSTRUCTURE	Orange	\$36,202	95
814	0080P	122.464	123.328	2	98240	Structure	2F 624	122.64	2014	PREVENTIVE_DECK	Orange	\$139,654	92
815	0080P	122.464	123.328	2	98240	Structure	2F 624	122.64	2014	PREVENTIVE_SUBSTRUCTURE	Orange	\$69,827	92
816	0080P	122.464	123.328	2	98240	Structure	2C 854	122.80	2011	PREVENTIVE_DECK	Orange	\$120,840	96
817	0080P	122.464	123.328	2	98240	Structure	2C 854	122.80	2011	PREVENTIVE_SUBSTRUCTURE	Orange	\$60,420	96
818	0080P	122.464	123.328	2	98240	Structure	2C 854	122.80	2020	REPAIR_DECK	Blue	\$394,172	96
819	0080P	122.464	123.328	2	98240	Structure	2F 651E	122.96	2011	PREVENTIVE_DECK	Orange	\$124,546	84
820	0080P	122.464	123.328	2	98240	Structure	2F 651E	122.96	2011	PREVENTIVE_SUBSTRUCTURE	Orange	\$62,273	84
821	0080P	122.464	123.328	2	98240	Structure	2F 627	123.10	2009	PREVENTIVE_DECK	Orange	\$62,033	93
822	0080P	122.464	123.328	2	98240	Structure	2F 627	123.10	2009	PREVENTIVE_SUBSTRUCTURE	Orange	\$31,016	93
823	0080P	122.464	123.328	2	98240	Structure	2F 627	123.10	2020	REPAIR_DECK	Blue	\$196,453	93
824	0080P	122.464	123.328	2	98240	Structure	2F 626E	123.10	2010	PREVENTIVE_DECK	Orange	\$107,943	85
825	0080P	122.464	123.328	2	98240	Structure	2F 626E	123.10	2010	PREVENTIVE_SUBSTRUCTURE	Orange	\$53,972	85
826	0080P	122.464	123.328	2	98240	Structure	2F 626E	123.10	2020	REPAIR_DECK	Blue	\$352,104	85
827	0080P	122.464	123.328	2	98240	Safety	0080P-123.02	123.52	2011	SAFETY_IMPROVEMENT	Safety	\$289,819	4
828													
829	0080P	123.328	124.419	2	94170	Pavement	080P-12097	123.87	2009	MINOR_REHAB_CONCRETE	Blue	\$678,366	87
830	0080P	123.328	124.419	2	94170	Structure	2F 43	123.54	2016	PREVENTIVE_DECK	Orange	\$83,844	95
831	0080P	123.328	124.419	2	94170	Structure	2F 43	123.54	2016	PREVENTIVE_SUBSTRUCTURE	Orange	\$41,922	95
832	0080P	123.328	124.419	2	94170	Structure	2F 44	123.85	2016	PREVENTIVE_DECK	Orange	\$81,240	95
833	0080P	123.328	124.419	2	94170	Structure	2F 44	123.85	2016	PREVENTIVE_SUBSTRUCTURE	Orange	\$40,620	95
834	0080P	123.328	124.419	2	94170	Structure	2F 71	123.99	2016	PREVENTIVE_DECK	Orange	\$117,563	95
835	0080P	123.328	124.419	2	94170	Structure	2F 71	123.99	2016	PREVENTIVE_SUBSTRUCTURE	Orange	\$58,782	95
836	0080P	123.328	124.419	2	94170	Structure	2C 551	124.14	2016	PREVENTIVE_DECK	Orange	\$128,109	95
837	0080P	123.328	124.419	2	94170	Structure	2C 551	124.14	2016	PREVENTIVE_SUBSTRUCTURE	Orange	\$64,054	95
838													
839	0080P	124.419	127.036	2	77795	Pavement	080P-12206	125.73	2015	MINOR_REHAB_CONCRETE	Blue	\$3,414,950	86

Line	Road	From	To	Region	AADT	Asset	ElementID	Milepoint	Year	Treatment	Budget	Cost	Condition
840	0080P	124.419	127.036	2	77795	Structure	2F 46	124.50	2020	REPLACE_STRUCTURE	Blue	\$2,031,914	84
841	0080P	124.419	127.036	2	77795	Structure	2C 421	124.90	2009	PREVENTIVE_DECK	Orange	\$61,927	81
842	0080P	124.419	127.036	2	77795	Structure	2C 421	124.90	2009	PREVENTIVE_SUBSTRUCTURE	Orange	\$30,963	81
843	0080P	124.419	127.036	2	77795	Structure	2C 421	124.90	2020	REPAIR_DECK	Blue	\$196,118	81
844	0080P	124.419	127.036	2	77795	Structure	2C 421	124.90	2020	REPAIR_SUBSTRUCTURE	Blue	\$130,745	81
845	0080P	124.419	127.036	2	77795	Structure	2F 47	124.95	2015	PREVENTIVE_DECK	Orange	\$176,671	95
846	0080P	124.419	127.036	2	77795	Structure	2F 47	124.95	2015	PREVENTIVE_SUBSTRUCTURE	Orange	\$88,335	95
847	0080P	124.419	127.036	2	77795	Structure	0F 49	125.68	2015	MAJOR_REHAB_SUBSTRUCTURE	Blue	\$455,695	94
848	0080P	124.419	127.036	2	77795	Structure	2F 51	126.83	2011	REPLACE_DECK	Blue	\$576,685	91
849	0080P	124.419	127.036	2	77795	Structure	2F 51	126.83	2020	PREVENTIVE_DECK	Orange	\$67,433	91
850	0080P	124.419	127.036	2	77795	Structure	2F 51	126.83	2020	PREVENTIVE_SUBSTRUCTURE	Orange	\$33,717	91
851													
852	0080P	127.036	128.336	2	35923	Pavement	080P-12468	127.69	2010	MINOR_REHAB ASPHALT	Blue	\$1,848,302	89
853	0080P	127.036	128.336	2	35923	Pavement	080P-12468	127.69	2018	OG_SEAL	Orange	\$1,662,376	89
854													
855	0080P	128.336	135.49	2	40434	Pavement	080P-12598	131.91	2011	OG_SEAL	Orange	\$3,568,541	92
856	0080P	128.336	135.49	2	40434	Structure	0C 575	130.48	2020	REPLACE_STRUCTURE	Blue	\$1,482,662	84
857	0080P	128.336	135.49	2	40434	Structure	0C 574	131.87	2011	REPAIR_DECK	Blue	\$169,861	95
858	0080P	128.336	135.49	2	40434	Structure	0C 574	131.87	2011	REPAIR_SUBSTRUCTURE	Blue	\$113,241	95
859	0080P	128.336	135.49	2	40434	Structure	0C 574	131.87	2011	REPAIR_SUPERSTRUCTURE	Blue	\$283,102	95
860	0080P	128.336	135.49	2	40434	Structure	0C 562	132.58	2011	REPLACE_DECK	Blue	\$765,665	93
861	0080P	128.336	135.49	2	40434	Structure	2C 573	133.66	2011	MAJOR_REHAB_DECK	Blue	\$428,476	85
862	0080P	128.336	135.49	2	40434	Structure	2C 573	133.66	2011	MAJOR_REHAB_SUBSTRUCTURE	Blue	\$244,843	85
863	0080P	128.336	135.49	2	40434	Structure	2C 573	133.66	2020	REPAIR_DECK	Blue	\$232,620	85
864	0080P	128.336	135.49	2	40434	Structure	2C 573	133.66	2020	REPAIR_SUBSTRUCTURE	Blue	\$155,080	85
865	0080P	128.336	135.49	2	40434	Safety	0080P-133.02	133.52	2013	SAFETY_IMPROVEMENT	Safety	\$307,468	4
866	0080P	128.336	135.49	2	40434	Safety	0080P-134.02	134.52	2013	SAFETY_IMPROVEMENT	Safety	\$307,468	4
867	0080P	128.336	135.49	2	40434	Safety	0080P-135.02	135.52	2012	SAFETY_IMPROVEMENT	Safety	\$298,513	5
868													
869	0080P	135.49	142.443	2	39843	Pavement	080P-13313	138.97	2016	FUNCTIONAL_REPAIR	Orange	\$5,803,142	93
870	0080P	135.49	142.443	2	39843	Structure	2F 254	136.12	2011	PREVENTIVE_DECK	Orange	\$52,334	96
871	0080P	135.49	142.443	2	39843	Structure	2F 254	136.12	2011	PREVENTIVE_SUBSTRUCTURE	Orange	\$26,167	96
872	0080P	135.49	142.443	2	39843	Structure	2F 298	139.42	2015	PREVENTIVE_DECK	Orange	\$125,505	95
873	0080P	135.49	142.443	2	39843	Structure	2F 298	139.42	2015	PREVENTIVE_SUBSTRUCTURE	Orange	\$62,753	95
874	0080P	135.49	142.443	2	39843	Structure	2F 86	141.83	2011	PREVENTIVE_DECK	Orange	\$119,043	93
875	0080P	135.49	142.443	2	39843	Structure	2F 86	141.83	2011	PREVENTIVE_SUBSTRUCTURE	Orange	\$59,522	93
876	0080P	135.49	142.443	2	39843	Safety	0080P-136.02	136.52	2013	SAFETY_IMPROVEMENT	Safety	\$307,468	4
877	0080P	135.49	142.443	2	39843	Safety	0080P-142.02	142.52	2013	SAFETY_IMPROVEMENT	Safety	\$307,468	4
878													
879	0080P	142.443	144.574	2	31773	Pavement	080P-14009	143.51	2014	OG_SEAL	Orange	\$1,259,716	96
880													
881	0080P	144.574	146.266	2	31773	Pavement	080P-14222	145.42	2013	OG_SEAL	Orange	\$401,548	93

Line	Road	From	To	Region	AADT	Asset	ElementID	Milepoint	Year	Treatment	Budget	Cost	Condition
882	0080P	144.574	146.266	2	31773	Structure	2F 183	145.09	2013	PREVENTIVE_DECK	Orange	\$37,397	93
883	0080P	144.574	146.266	2	31773	Structure	2F 183	145.09	2013	PREVENTIVE_SUBSTRUCTURE	Orange	\$18,699	93
884													
885	0080P	146.266	154.397	2	16002	Pavement	080P-14391	150.33	2016	MAJOR_REHAB_ASPHALT	Blue	\$9,687,861	72
886	0080P	146.266	154.397	2	16002	Structure	2C 326	148.25	2016	REPLACE_STRUCTURE	Blue	\$2,071,283	67
887	0080P	146.266	154.397	2	16002	Structure	0C 338	150.72	2011	PREVENTIVE_DECK	Orange	\$79,287	83
888	0080P	146.266	154.397	2	16002	Structure	0C 338	150.72	2011	PREVENTIVE_SUBSTRUCTURE	Orange	\$39,644	83
889													
890	0080P	154.397	162.034	2	12003	Pavement	080P-15204	158.22	2014	MAJOR_REHAB_ASPHALT	Blue	\$8,525,622	83
891	0080P	154.397	162.034	2	12003	Structure	2F 20	154.99	2014	REPLACE_STRUCTURE	Blue	\$1,520,891	68
892	0080P	154.397	162.034	2	12003	Structure	2D 678	155.46	2018	REPLACE_STRUCTURE	Blue	\$1,367,625	81
893	0080P	154.397	162.034	2	12003	Structure	2D 666	155.69	2009	PREVENTIVE_DECK	Orange	\$18,313	95
894	0080P	154.397	162.034	2	12003	Structure	2D 666	155.69	2009	PREVENTIVE_SUBSTRUCTURE	Orange	\$10,000	95
895	0080P	154.397	162.034	2	12003	Structure	0C 437	156.70	2014	PREVENTIVE_DECK	Orange	\$107,566	81
896	0080P	154.397	162.034	2	12003	Structure	0C 437	156.70	2014	PREVENTIVE_SUBSTRUCTURE	Orange	\$53,783	81
897	0080P	154.397	162.034	2	12003	Structure	0C 437	156.70	2014	PREVENTIVE_SUPERSTRUCTURE	Orange	\$358,555	81
898	0080P	154.397	162.034	2	12003	Structure	2F 88	157.95	2014	PREVENTIVE_DECK	Orange	\$124,984	95
899	0080P	154.397	162.034	2	12003	Structure	2F 88	157.95	2014	PREVENTIVE_SUBSTRUCTURE	Orange	\$62,492	95
900	0080P	154.397	162.034	2	12003	Structure	0C 433	158.64	2014	REPLACE_DECK	Blue	\$1,250,628	84
901	0080P	154.397	162.034	2	12003	Structure	0C 433	158.64	2018	PREVENTIVE_DECK	Orange	\$146,239	84
902	0080P	154.397	162.034	2	12003	Structure	0C 433	158.64	2018	PREVENTIVE_SUBSTRUCTURE	Orange	\$73,120	84
903	0080P	154.397	162.034	2	12003	Structure	0C 433	158.64	2018	PREVENTIVE_SUPERSTRUCTURE	Orange	\$487,464	84
904													
905	0080P	162.034	167.232	2	12313	Pavement	080P-15968	164.63	2017	MAJOR_REHAB_ASPHALT	Blue	\$8,939,630	87
906	0080P	162.034	167.232	2	12313	Structure	2F 190	163.07	2011	PREVENTIVE_DECK	Orange	\$60,982	97
907	0080P	162.034	167.232	2	12313	Structure	2F 190	163.07	2011	PREVENTIVE_SUBSTRUCTURE	Orange	\$30,491	97
908													
909	0080P	167.232	178.185	2	12913	Pavement	080P-16488	172.71	2010	MINOR_REHAB_ASPHALT	Blue	\$0	92
910	0080P	167.232	178.185	2	12913	Pavement	080P-16488	172.71	2019	CHIP_SEAL	Orange	\$1,319,796	92
911	0080P	167.232	178.185	2	12913	Structure	2D 743	167.24	2015	REPLACE_STRUCTURE	Blue	\$2,158,070	62
912	0080P	167.232	178.185	2	12913	Structure	2C 475	167.33	2015	REPAIR_DECK	Blue	\$345,453	96
913	0080P	167.232	178.185	2	12913	Structure	2C 475	167.33	2015	REPAIR_SUPERSTRUCTURE	Blue	\$575,754	96
914													
915	0080P	178.185	183.618	2	13148	Pavement	080P-17583	180.90	2012	CHIP_SEAL	Orange	\$643,100	94
916	0080P	178.185	183.618	2	13148	Pavement	080P-17583	180.90	2020	CHIP_SEAL	Orange	\$814,660	94
917	0080P	178.185	183.618	2	13148	Structure	0C 232	178.60	2016	PREVENTIVE_DECK	Orange	\$195,158	95
918	0080P	178.185	183.618	2	13148	Structure	0C 232	178.60	2016	PREVENTIVE_SUBSTRUCTURE	Orange	\$97,579	95
919	0080P	178.185	183.618	2	13148	Safety	0080P-182.02	182.52	2017	SAFETY_IMPROVEMENT	Safety	\$346,058	4
920													
921	0080P	183.618	196.68	2	13326	Pavement	080P-18126	190.15	2006	MINOR_REHAB_CONCRETE	Blue	\$0	52
922	0080P	183.618	196.68	2	13326	Structure	0P 11	184.13	2011	PREVENTIVE_DECK	Orange	\$111,406	92
923	0080P	183.618	196.68	2	13326	Structure	0P 11	184.13	2011	PREVENTIVE_SUBSTRUCTURE	Orange	\$55,703	92

Line	Road	From	To	Region	AADT	Asset	ElementID	Milepoint	Year	Treatment	Budget	Cost	Condition
924	0080P	183.618	196.68	2	13326	Structure	2D 652	187.78	2009	PREVENTIVE_DECK	Orange	\$13,126	94
925	0080P	183.618	196.68	2	13326	Structure	2E1180	190.22	2015	REPAIR_CULVERT	Blue	\$195,716	80
926													
927	0084N	112.058	115.237	2	9054	Pavement	084N-07328	113.65	2017	MAJOR_REHAB_ASPHALT	Blue	\$7,675,508	83
928													
929	0084N	115.237	119.496	2	7155	Pavement	084N-07646	117.37	2015	MAJOR_REHAB_ASPHALT	Blue	\$4,959,537	85
930	0084N	115.237	119.496	2	7155	Structure	4D 783	119.43	2015	REPLACE_DECK	Blue	\$501,176	95
931													
932	0084P	112.229	115.408	2	9005	Pavement	084P-07328	113.82	2008	MINOR_REHAB_ASPHALT	Blue	\$0	85
933	0084P	112.229	115.408	2	9005	Pavement	084P-07328	113.82	2016	MINOR_REHAB_ASPHALT	Blue	\$2,752,510	85
934	0084P	112.229	115.408	2	9005	Structure	0F 292	112.75	2016	PREVENTIVE_DECK	Orange	\$128,675	98
935	0084P	112.229	115.408	2	9005	Structure	0F 292	112.75	2016	PREVENTIVE_SUBSTRUCTURE	Orange	\$64,338	98
936	0084P	112.229	115.408	2	9005	Structure	2F 201	113.66	2016	MAJOR_REHAB_DECK	Blue	\$367,576	96
937													
938	0084P	115.408	119.773	2	7138	Pavement	084P-07646	117.59	2014	MAJOR_REHAB_ASPHALT	Blue	\$4,815,084	85
939	0084P	115.408	119.773	2	7138	Structure	2D 783	119.43	2014	REPLACE_DECK	Blue	\$486,579	84
940													
941	0086P	0	2.119	2	656	Pavement	086P-00000	1.06	2010	MINOR_REHAB_ASPHALT	Blue	\$804,509	81
942	0086P	0	2.119	2	656	Pavement	086P-00000	1.06	2018	CHIP_SEAL	Orange	\$254,782	81
943													
944	0089P	362.15	362.713	2	10313	Pavement	089P-30985	362.43	2012	MINOR_REHAB_ASPHALT	Blue	\$936,254	89
945	0089P	362.15	362.713	2	10313	Pavement	089P-30985	362.43	2020	CHIP_SEAL	Orange	\$296,504	89
946													
947	0089P	362.713	363.947	2	25669	Pavement	089P-31041	363.33	2013	MINOR_REHAB_ASPHALT	Blue	\$964,341	89
948													
949	0089P	363.947	365.728	2	29528	Pavement	089P-31165	364.84	2017	MAJOR_REHAB_ASPHALT	Blue	\$5,134,152	88
950	0089P	363.947	365.728	2	29528	Structure	0E1070	364.05	2017	REPAIR_CULVERT	Blue	\$190,016	93
951	0089P	363.947	365.728	2	29528	Structure	0E1068	365.03	2017	REPAIR_CULVERT	Blue	\$190,016	90
952	0089P	363.947	365.728	2	29528	Structure	0E1067	365.30	2013	REPAIR_CULVERT	Blue	\$184,481	90
953	0089P	363.947	365.728	2	29528	Structure	0E1066	365.50	2017	PREVENTIVE_DECK	Orange	\$29,554	95
954	0089P	363.947	365.728	2	29528	Structure	0E1066	365.50	2017	PREVENTIVE_SUBSTRUCTURE	Orange	\$14,777	95
955													
956	0089P	365.728	367.988	2	31013	Pavement	089P-31343	366.86	2006	RECONSTRUCT_ASPHALT	Blue	\$0	94
957	0089P	365.728	367.988	2	31013	Structure	0E1065	366.12	2013	REPAIR_CULVERT	Blue	\$184,481	72
958	0089P	365.728	367.988	2	31013	Structure	0E1064	367.41	2015	REPAIR_CULVERT	Blue	\$195,716	84
959													
960	0089P	367.988	368.851	2	29000	Pavement	089P-31569	368.42	2006	RECONSTRUCT_ASPHALT	Blue	\$0	94
961													
962	0089P	368.851	375.214	2	30724	Pavement	089P-31655	372.03	2016	OG_SEAL	Orange	\$4,162,873	89
963	0089P	368.851	375.214	2	30724	Structure	0C 620	369.52	2011	PREVENTIVE_DECK	Orange	\$370,830	88
964	0089P	368.851	375.214	2	30724	Structure	0C 620	369.52	2011	PREVENTIVE_SUBSTRUCTURE	Orange	\$185,415	88
965	0089P	368.851	375.214	2	30724	Structure	0D 811	372.86	2011	PREVENTIVE_DECK	Orange	\$34,814	88

Line	Road	From	To	Region	AADT	Asset	ElementID	Milepoint	Year	Treatment	Budget	Cost	Condition
1008	0150P	6.103	15.757	2	750	Pavement	150P-00610	10.93	2011	MINOR_REHAB_ASPHALT	Blue	\$2,243,600	91
1009	0150P	6.103	15.757	2	750	Pavement	150P-00610	10.93	2019	CHIP_SEAL	Orange	\$710,531	91
1010	0150P	6.103	15.757	2	750	Structure	0F 725	11.59	2014	PREVENTIVE_DECK	Orange	\$18,510	88
1011	0150P	6.103	15.757	2	750	Structure	0F 725	11.59	2014	PREVENTIVE_SUBSTRUCTURE	Orange	\$10,000	88
1012													
1013	0150P	15.757	25.519	2	750	Pavement	150P-01576	20.64	2010	MAJOR_REHAB_ASPHALT	Blue	\$6,635,901	80
1014	0150P	15.757	25.519	2	750	Structure	0F 724	23.25	2014	PREVENTIVE_DECK	Orange	\$18,510	88
1015	0150P	15.757	25.519	2	750	Structure	0F 724	23.25	2014	PREVENTIVE_SUBSTRUCTURE	Orange	\$10,000	88
1016													
1017	0150P	25.519	31.366	2	719	Pavement	150P-02552	28.44	2015	MINOR_REHAB_ASPHALT	Blue	\$2,102,125	88
1018													
1019	0150P	31.366	36.945	2	627	Pavement	150P-03137	34.16	2019	MAJOR_REHAB_ASPHALT	Blue	\$5,792,442	86
1020													
1021	0150P	36.945	39.047	2	590	Pavement	150P-03694	38.00	2012	MINOR_REHAB_ASPHALT	Blue	\$606,124	85
1022	0150P	36.945	39.047	2	590	Pavement	150P-03694	38.00	2020	MINOR_REHAB_ASPHALT	Blue	\$767,820	85
1023													
1024	0150P	39.047	48.973	2	590	Pavement	150P-03905	44.01	2012	MINOR_REHAB_ASPHALT	Blue	\$2,385,344	74
1025	0150P	39.047	48.973	2	590	Structure	0D 269	45.67	2009	PREVENTIVE_SUBSTRUCTURE	Orange	\$10,000	78
1026													
1027	0150P	48.973	54.842	2	590	Pavement	150P-04897	51.91	2018	MINOR_REHAB_ASPHALT	Blue	\$2,043,450	91
1028													
1029	0151P	0	2.017	2	26119	Pavement	151P-00000	1.01	2006	RECONSTRUCT_ASPHALT	Blue	\$0	80
1030	0151P	0	2.017	2	26119	Structure	0E2480	1.95	2015	PREVENTIVE_CULVERT	Orange	\$97,858	95
1031	0151P	0	2.017	2	26119	Safety	0151P-002.00	2.50	2017	SAFETY_IMPROVEMENT	Safety	\$692,117	5
1032													
1033	0151P	2.017	4.584	2	26119	Pavement	151P-00202	3.30	2011	OG_SEAL	Orange	\$1,380,251	93
1034	0151P	2.017	4.584	2	26119	Structure	0F 580	3.00	2014	REPLACE_STRUCTURE	Blue	\$441,429	66
1035	0151P	2.017	4.584	2	26119	Structure	0F 683	3.68	2014	PREVENTIVE_DECK	Orange	\$137,101	93
1036	0151P	2.017	4.584	2	26119	Structure	0F 683	3.68	2014	PREVENTIVE_SUBSTRUCTURE	Orange	\$68,551	93
1037	0151P	2.017	4.584	2	26119	Structure	0F 663	4.22	2014	PREVENTIVE_DECK	Orange	\$375,028	86
1038	0151P	2.017	4.584	2	26119	Structure	0F 663	4.22	2014	PREVENTIVE_SUBSTRUCTURE	Orange	\$187,514	86
1039													
1040	0151P	4.584	5.56	2	26860	Pavement	151P-00458	5.07	2009	MINOR_REHAB_ASPHALT	Blue	\$871,756	88
1041	0151P	4.584	5.56	2	26860	Pavement	151P-00458	5.07	2018	OG_SEAL	Orange	\$807,585	88
1042													
1043	0152P	0	2.516	2	22144	Pavement	152P-00000	1.26	2009	CHIP_SEAL	Orange	\$435,148	94
1044	0152P	0	2.516	2	22144	Pavement	152P-00000	1.26	2019	MINOR_REHAB_ASPHALT	Blue	\$2,339,210	94
1045	0152P	0	2.516	2	22144	Safety	0152P-002.00	2.50	2013	SAFETY_IMPROVEMENT	Safety	\$614,937	7
1046													
1047	0152P	2.516	3.013	2	48675	Pavement	152P-00252	2.76	2012	MINOR_REHAB_ASPHALT	Blue	\$377,595	90
1048	0152P	2.516	3.013	2	48675	Structure	0F 506	2.90	2012	PREVENTIVE_DECK	Orange	\$289,297	84
1049	0152P	2.516	3.013	2	48675	Structure	0F 506	2.90	2012	PREVENTIVE_SUBSTRUCTURE	Orange	\$144,649	84

Line	Road	From	To	Region	AADT	Asset	ElementID	Milepoint	Year	Treatment	Budget	Cost	Condition
1050	0152P	2.516	3.013	2	48675	Structure	0F 506	2.90	2019	REPAIR_DECK	Blue	\$916,182	84
1051	0152P	2.516	3.013	2	48675	Structure	0F 506	2.90	2019	REPAIR_SUBSTRUCTURE	Blue	\$610,788	84
1052													
1053	0154P	0	0.381	2	16635	Pavement	154P-00000	0.19	2012	MINOR_REHAB ASPHALT	Blue	\$120,838	90
1054	0154P	0	0.381	2	16635	Safety	0154P-000.00	0.50	2017	SAFETY_IMPROVEMENT	Safety	\$692,117	5
1055													
1056	0154P	0.381	3.258	2	16771	Pavement	154P-00038	1.82	2010	MINOR_REHAB_CONCRETE	Blue	\$2,050,227	92
1057	0154P	0.381	3.258	2	16771	Structure	0C 819	0.49	2014	PREVENTIVE_DECK	Orange	\$278,203	94
1058	0154P	0.381	3.258	2	16771	Structure	0C 819	0.49	2014	PREVENTIVE_SUBSTRUCTURE	Orange	\$139,101	94
1059	0154P	0.381	3.258	2	16771	Structure	0F 607	2.21	2016	PREVENTIVE_DECK	Orange	\$388,102	95
1060	0154P	0.381	3.258	2	16771	Structure	0F 607	2.21	2016	PREVENTIVE_SUBSTRUCTURE	Orange	\$194,051	95
1061													
1062	0154P	3.258	6.78	2	20737	Pavement	154P-00326	5.02	2014	PREV_MAINT_CONCRETE	Orange	\$1,681,162	97
1063	0154P	3.258	6.78	2	20737	Structure	0C 815	5.27	2020	REPAIR_DECK	Blue	\$630,821	94
1064													
1065	0154P	6.78	11.418	2	25339	Pavement	154P-00678	9.10	2016	GRIND_CONCRETE	Blue	\$2,733,491	92
1066	0154P	6.78	11.418	2	25339	Structure	0F 596	7.75	2011	PREVENTIVE_DECK	Orange	\$153,296	91
1067	0154P	6.78	11.418	2	25339	Structure	0F 596	7.75	2011	PREVENTIVE_SUBSTRUCTURE	Orange	\$76,648	91
1068													
1069	0154P	11.418	12.913	2	38801	Pavement	154P-01142	12.17	2006	PREV_MAINT_CONCRETE	Orange	\$492,034	92
1070	0154P	11.418	12.913	2	38801	Structure	0F 576	11.77	2009	PREVENTIVE_DECK	Orange	\$74,630	95
1071	0154P	11.418	12.913	2	38801	Structure	0F 576	11.77	2009	PREVENTIVE_SUBSTRUCTURE	Orange	\$37,315	95
1072	0154P	11.418	12.913	2	38801	Structure	0F 576	11.77	2017	REPAIR_DECK	Blue	\$236,347	95
1073													
1074	0154P	12.913	16.966	2	46873	Pavement	154P-01291	14.94	2016	GRIND_CONCRETE	Blue	\$1,190,745	92
1075	0154P	12.913	16.966	2	46873	Structure	0E2374	16.62	2016	REPAIR_CULVERT	Blue	\$195,716	76
1076	0154P	12.913	16.966	2	46873	Safety	0154P-015.00	15.50	2017	SAFETY_IMPROVEMENT	Safety	\$692,117	4
1077	0154P	12.913	16.966	2	46873	Safety	0154P-016.00	16.50	2015	SAFETY_IMPROVEMENT	Safety	\$652,387	5
1078													
1079	0154P	16.966	18.975	2	48936	Pavement	154P-01697	17.97	2013	GRIND_CONCRETE	Blue	\$1,456,917	91
1080	0154P	16.966	18.975	2	48936	Safety	0154P-017.00	17.50	2017	SAFETY_IMPROVEMENT	Safety	\$692,117	4
1081	0154P	16.966	18.975	2	48936	Safety	0154P-018.00	18.50	2017	SAFETY_IMPROVEMENT	Safety	\$692,117	4
1082													
1083	0154P	18.975	21.04	2	44641	Pavement	154P-01898	20.01	2012	GRIND_CONCRETE	Blue	\$1,576,115	86
1084	0154P	18.975	21.04	2	44641	Structure	0E2372	19.73	2015	PREVENTIVE_CULVERT	Orange	\$97,858	76
1085	0154P	18.975	21.04	2	44641	Structure	0F 522	21.04	2011	PREVENTIVE_DECK	Orange	\$250,889	85
1086	0154P	18.975	21.04	2	44641	Structure	0F 522	21.04	2011	PREVENTIVE_SUBSTRUCTURE	Orange	\$125,444	85
1087	0154P	18.975	21.04	2	44641	Safety	0154P-019.00	19.50	2016	SAFETY_IMPROVEMENT	Safety	\$671,958	5
1088													
1089	0154P	21.04	24.337	2	27035	Pavement	154P-02104	22.69	2009	GRIND_CONCRETE	Blue	\$1,416,395	83
1090	0154P	21.04	24.337	2	27035	Structure	3C 738	23.06	2009	PREVENTIVE_DECK	Orange	\$77,594	99
1091	0154P	21.04	24.337	2	27035	Structure	3C 738	23.06	2009	PREVENTIVE_SUBSTRUCTURE	Orange	\$38,797	99

Line	Road	From	To	Region	AADT	Asset	ElementID	Milepoint	Year	Treatment	Budget	Cost	Condition
1092	0154P	21.04	24.337	2	27035	Structure	3C 738	23.06	2017	REPAIR_DECK	Blue	\$245,734	99
1093	0154P	21.04	24.337	2	27035	Structure	3C 738	23.06	2017	REPAIR_SUBSTRUCTURE	Blue	\$163,823	99
1094	0154P	21.04	24.337	2	27035	Structure	3C 738	23.06	2017	REPAIR_SUPERSTRUCTURE	Blue	\$409,557	99
1095	0154P	21.04	24.337	2	27035	Structure	1C 668	23.32	2017	MAJOR_REHAB_DECK	Blue	\$1,587,237	99
1096	0154P	21.04	24.337	2	27035	Structure	3C 668	23.32	2017	REPAIR_DECK	Blue	\$396,580	94
1097	0154P	21.04	24.337	2	27035	Structure	3C 668	23.32	2017	REPAIR_SUBSTRUCTURE	Blue	\$264,387	94
1098	0154P	21.04	24.337	2	27035	Structure	3C 668	23.32	2017	REPAIR_SUPERSTRUCTURE	Blue	\$660,967	94
1099	0154P	21.04	24.337	2	27035	Structure	3C 625	23.75	2017	MAJOR_REHAB_DECK	Blue	\$2,092,484	99
1100													
1101	0171P	0	3.531	2	18115	Pavement	171P-00000	1.77	2006	MINOR_REHAB ASPHALT	Blue	\$0	82
1102	0171P	0	3.531	2	18115	Pavement	171P-00000	1.77	2014	CHIP_SEAL	Orange	\$471,509	82
1103	0171P	0	3.531	2	18115	Safety	0171P-003.00	3.50	2014	SAFETY_IMPROVEMENT	Safety	\$633,385	9
1104													
1105	0171P	3.531	5.843	2	25778	Pavement	171P-00353	4.69	2007	RECONSTRUCT ASPHALT	Blue	\$0	78
1106	0171P	3.531	5.843	2	25778	Safety	0171P-005.00	5.50	2012	SAFETY_IMPROVEMENT	Safety	\$597,026	10
1107													
1108	0171P	5.843	7.167	2	38281	Pavement	171P-00584	6.51	2007	RECONSTRUCT ASPHALT	Blue	\$0	67
1109	0171P	5.843	7.167	2	38281	Pavement	171P-00584	6.51	2016	OG_SEAL	Orange	\$564,855	67
1110	0171P	5.843	7.167	2	38281	Safety	0171P-006.00	6.50	2012	SAFETY_IMPROVEMENT	Safety	\$597,026	9
1111	0171P	5.843	7.167	2	38281	Safety	0171P-007.00	7.50	2014	SAFETY_IMPROVEMENT	Safety	\$633,385	6
1112													
1113	0171P	7.167	8.048	2	47367	Pavement	171P-00717	7.61	2015	MAJOR_REHAB ASPHALT	Blue	\$2,386,282	88
1114	0171P	7.167	8.048	2	47367	Structure	1C 664	7.38	2015	PREVENTIVE_DECK	Orange	\$87,229	95
1115	0171P	7.167	8.048	2	47367	Structure	1C 664	7.38	2015	PREVENTIVE_SUBSTRUCTURE	Orange	\$43,614	95
1116	0171P	7.167	8.048	2	47367	Safety	0171P-008.00	8.50	2015	SAFETY_IMPROVEMENT	Safety	\$652,387	7
1117													
1118	0171P	8.048	9.552	2	25933	Pavement	171P-00805	8.80	2013	OG_SEAL	Orange	\$795,320	93
1119	0171P	8.048	9.552	2	25933	Structure	0D 809	8.84	2013	PREVENTIVE_DECK	Orange	\$159,136	84
1120	0171P	8.048	9.552	2	25933	Structure	0D 809	8.84	2013	PREVENTIVE_SUBSTRUCTURE	Orange	\$79,568	84
1121	0171P	8.048	9.552	2	25933	Safety	0171P-009.00	9.50	2016	SAFETY_IMPROVEMENT	Safety	\$671,958	6
1122													
1123	0171P	9.552	10.757	2	29664	Pavement	171P-00955	10.15	2013	FUNCTIONAL_REPAIR	Orange	\$774,261	87
1124	0171P	9.552	10.757	2	29664	Safety	0171P-010.00	10.50	2013	SAFETY_IMPROVEMENT	Safety	\$614,937	8
1125													
1126	0171P	10.757	11.647	2	34792	Pavement	171P-01076	11.20	2013	MAJOR_REHAB ASPHALT	Blue	\$1,314,332	78
1127	0171P	10.757	11.647	2	34792	Safety	0171P-011.00	11.50	2013	SAFETY_IMPROVEMENT	Safety	\$614,937	8
1128													
1129	0171P	11.647	12.559	2	23019	Pavement	171P-01165	12.10	2010	MAJOR_REHAB ASPHALT	Blue	\$1,205,533	69
1130													
1131	0171P	12.559	14.613	2	18215	Pavement	171P-01256	13.59	2009	MAJOR_REHAB ASPHALT	Blue	\$2,829,180	68
1132	0171P	12.559	14.613	2	18215	Pavement	171P-01256	13.59	2017	CHIP_SEAL	Orange	\$298,660	68
1133	0171P	12.559	14.613	2	18215	Safety	0171P-014.00	14.50	2017	SAFETY_IMPROVEMENT	Safety	\$692,117	6

Line	Road	From	To	Region	AADT	Asset	ElementID	Milepoint	Year	Treatment	Budget	Cost	Condition
1134													
1135	0171P	14.613	15.68	2	23635	Pavement	171P-01461	15.15	2010	MAJOR_REHAB_ASPHALT	Blue	\$1,913,545	79
1136	0171P	14.613	15.68	2	23635	Structure	0F 54	15.64	2013	REPLACE_STRUCTURE	Blue	\$3,061,608	58
1137													
1138	0172P	0	2	2	13664	Pavement	172P-00000	1.00	2016	MINOR_REHAB_ASPHALT	Blue	\$1,093,475	91
1139													
1140	0172P	2	3.203	2	20093	Pavement	172P-00200	2.60	2013	MINOR_REHAB_ASPHALT	Blue	\$594,436	92
1141													
1142	0172P	3.203	4.009	2	21741	Pavement	172P-00320	3.61	2011	CHIP_SEAL	Orange	\$164,246	94
1143	0172P	3.203	4.009	2	21741	Pavement	172P-00320	3.61	2019	CHIP_SEAL	Orange	\$208,062	94
1144	0172P	3.203	4.009	2	21741	Safety	0172P-004.00	4.50	2016	SAFETY_IMPROVEMENT	Safety	\$671,958	6
1145													
1146	0172P	4.009	4.511	2	23495	Pavement	172P-00401	4.26	2010	CHIP_SEAL	Orange	\$51,483	91
1147													
1148	0172P	4.511	6.041	2	23231	Pavement	172P-00451	5.28	2010	CHIP_SEAL	Orange	\$210,330	90
1149	0172P	4.511	6.041	2	23231	Structure	0F 523	6.00	2015	REPAIR_DECK	Blue	\$754,924	100
1150	0172P	4.511	6.041	2	23231	Structure	0F 523	6.00	2015	REPAIR_SUBSTRUCTURE	Blue	\$503,283	100
1151	0172P	4.511	6.041	2	23231	Safety	0172P-006.00	6.50	2016	SAFETY_IMPROVEMENT	Safety	\$335,979	4
1152													
1153	0172P	6.041	9.276	2	13415	Pavement	172P-00604	7.66	2008	RECONSTRUCT_ASPHALT	Blue	\$0	87
1154	0172P	6.041	9.276	2	13415	Pavement	172P-00604	7.66	2017	CHIP_SEAL	Orange	\$356,907	87
1155	0172P	6.041	9.276	2	13415	Structure	0F 344	8.97	2012	PREVENTIVE_DECK	Orange	\$131,637	88
1156	0172P	6.041	9.276	2	13415	Structure	0F 344	8.97	2012	PREVENTIVE_SUBSTRUCTURE	Orange	\$65,818	88
1157	0172P	6.041	9.276	2	13415	Structure	0C 669	9.13	2020	MAJOR_REHAB_DECK	Blue	\$1,719,801	94
1158													
1159	0173P	0	2.644	2	12824	Pavement	173P-00000	1.32	2012	MINOR_REHAB_ASPHALT	Blue	\$881,635	91
1160													
1161	0173P	2.644	3.617	2	28360	Pavement	173P-00264	3.13	2012	MINOR_REHAB_ASPHALT	Blue	\$473,685	91
1162	0173P	2.644	3.617	2	28360	Safety	0173P-003.00	3.50	2014	SAFETY_IMPROVEMENT	Safety	\$633,385	7
1163													
1164	0173P	3.617	4.626	2	28642	Pavement	173P-00362	4.12	2010	MINOR_REHAB_ASPHALT	Blue	\$489,503	90
1165	0173P	3.617	4.626	2	28642	Safety	0173P-004.00	4.50	2012	SAFETY_IMPROVEMENT	Safety	\$597,026	9
1166													
1167	0173P	4.626	5.65	2	36291	Pavement	173P-00463	5.14	2009	MINOR_REHAB_ASPHALT	Blue	\$647,403	89
1168	0173P	4.626	5.65	2	36291	Pavement	173P-00463	5.14	2017	OG_SEAL	Orange	\$582,278	89
1169													
1170	0173P	5.65	6.936	2	37923	Pavement	173P-00565	6.29	2013	MINOR_REHAB_ASPHALT	Blue	\$913,361	92
1171	0173P	5.65	6.936	2	37923	Structure	0E2113	5.83	2013	PREVENTIVE_CULVERT	Orange	\$95,008	89
1172	0173P	5.65	6.936	2	37923	Safety	0173P-006.00	6.50	2012	SAFETY_IMPROVEMENT	Safety	\$597,026	8
1173													
1174	0173P	6.936	9.008	2	29436	Pavement	173P-00694	7.97	2009	OG_SEAL	Orange	\$1,027,725	92
1175	0173P	6.936	9.008	2	29436	Pavement	173P-00694	7.97	2019	MINOR_REHAB_ASPHALT	Blue	\$1,945,319	92

Line	Road	From	To	Region	AADT	Asset	ElementID	Milepoint	Year	Treatment	Budget	Cost	Condition
1176	0173P	6.936	9.008	2	29436	Structure	0D 805	8.08	2011	PREVENTIVE_DECK	Orange	\$90,293	91
1177	0173P	6.936	9.008	2	29436	Safety	0173P-007.00	7.50	2013	SAFETY_IMPROVEMENT	Safety	\$614,937	8
1178													
1179	0173P	9.008	9.822	2	26967	Pavement	173P-00901	9.42	2013	MINOR_REHAB_ASPHALT	Blue	\$562,375	91
1180													
1181	0181P	0	0.449	2	17130	Pavement	181P-00000	0.22	2010	MINOR_REHAB_ASPHALT	Blue	\$187,619	77
1182	0181P	0	0.449	2	17130	Pavement	181P-00000	0.22	2020	MAJOR_REHAB_ASPHALT	Blue	\$756,431	77
1183													
1184	0181P	0.449	2.813	2	16668	Pavement	181P-00045	1.63	2013	MAJOR_REHAB_ASPHALT	Blue	\$4,057,103	82
1185	0181P	0.449	2.813	2	16668	Structure	0E1229	0.55	2015	REPAIR_CULVERT	Blue	\$195,716	95
1186													
1187	0181P	2.813	3.741	2	25854	Pavement	181P-00281	3.28	2012	MINOR_REHAB_ASPHALT	Blue	\$749,196	91
1188													
1189	0181P	3.741	4.618	2	38420	Pavement	181P-00374	4.18	2013	MINOR_REHAB_ASPHALT	Blue	\$664,136	92
1190	0181P	3.741	4.618	2	38420	Safety	0181P-004.00	4.50	2015	SAFETY_IMPROVEMENT	Safety	\$652,387	5
1191													
1192	0181P	4.618	6.897	2	24393	Pavement	181P-00462	5.76	2009	MINOR_REHAB_ASPHALT	Blue	\$1,050,459	91
1193	0181P	4.618	6.897	2	24393	Pavement	181P-00462	5.76	2017	CHIP_SEAL	Orange	\$332,673	91
1194													
1195	0184P	0	0.297	2	15923	Pavement	184P-00000	0.15	2018	MAJOR_REHAB_ASPHALT	Blue	\$529,822	88
1196													
1197	0184P	0.297	1.942	2	18832	Pavement	184P-00030	1.12	2011	MINOR_REHAB_ASPHALT	Blue	\$673,878	92
1198													
1199	0186P	0	1.496	2	26912	Pavement	186P-00086	0.75	2012	GRIND_CONCRETE	Blue	\$317,079	88
1200	0186P	0	1.496	2	26912	Structure	4F 36	0.20	2011	REPAIR_DECK	Blue	\$160,596	99
1201	0186P	0	1.496	2	26912	Structure	4F 36	0.20	2011	REPAIR_SUBSTRUCTURE	Blue	\$107,064	99
1202	0186P	0	1.496	2	26912	Structure	4F 36	0.20	2011	REPAIR_SUPERSTRUCTURE	Blue	\$267,660	99
1203	0186P	0	1.496	2	26912	Structure	2C 624	0.30	2011	REPAIR_DECK	Blue	\$907,196	94
1204	0186P	0	1.496	2	26912	Structure	2C 624	0.30	2011	REPAIR_SUBSTRUCTURE	Blue	\$604,798	94
1205	0186P	0	1.496	2	26912	Structure	2C 624	0.30	2013	REPAIR_SUPERSTRUCTURE	Blue	\$1,511,994	94
1206	0186P	0	1.496	2	26912	Safety	0186P-000.00	0.50	2015	SAFETY_IMPROVEMENT	Safety	\$326,193	4
1207													
1208	0186P	1.496	2.239	2	36643	Pavement	186P-00150	1.87	2009	OG_SEAL	Orange	\$200,495	90
1209	0186P	1.496	2.239	2	36643	Pavement	186P-00150	1.87	2017	OG_SEAL	Orange	\$253,981	90
1210	0186P	1.496	2.239	2	36643	Safety	0186P-002.00	2.50	2017	SAFETY_IMPROVEMENT	Safety	\$692,117	6
1211													
1212	0186P	2.239	2.945	2	29185	Pavement	186P-00224	2.59	2010	OG_SEAL	Orange	\$568,031	93
1213	0186P	2.239	2.945	2	29185	Pavement	186P-00224	2.59	2020	MINOR_REHAB_ASPHALT	Blue	\$1,075,192	93
1214	0186P	2.239	2.945	2	29185	Structure	0D 775	2.91	2011	PREVENTIVE_DECK	Orange	\$90,855	93
1215	0186P	2.239	2.945	2	29185	Structure	0D 775	2.91	2011	PREVENTIVE_SUBSTRUCTURE	Orange	\$45,427	93
1216													
1217	0186P	2.945	3.912	2	28211	Pavement	186P-00294	3.43	2010	MINOR_REHAB_ASPHALT	Blue	\$839,044	91

Line	Road	From	To	Region	AADT	Asset	ElementID	Milepoint	Year	Treatment	Budget	Cost	Condition
1218													
1219	0186P	3.912	4.358	2	27406	Pavement	186P-00391	4.14	2013	MINOR_REHAB_ASPHALT	Blue	\$386,334	94
1220	0186P	3.912	4.358	2	27406	Safety	0186P-004.00	4.50	2016	SAFETY_IMPROVEMENT	Safety	\$671,958	6
1221													
1222	0186P	4.358	5.547	2	26213	Pavement	186P-00436	4.95	2013	MINOR_REHAB_ASPHALT	Blue	\$1,026,075	92
1223	0186P	4.358	5.547	2	26213	Safety	0186P-005.00	5.50	2016	SAFETY_IMPROVEMENT	Safety	\$671,958	7
1224													
1225	0186P	5.547	6.598	2	31221	Pavement	186P-00555	6.07	2011	MINOR_REHAB_ASPHALT	Blue	\$1,733,311	89
1226	0186P	5.547	6.598	2	31221	Pavement	186P-00555	6.07	2019	CHIP_SEAL	Orange	\$548,927	89
1227													
1228	0186P	6.598	7.599	2	31221	Pavement	186P-00660	7.10	2016	MINOR_REHAB_ASPHALT	Blue	\$2,009,382	87
1229	0186P	6.598	7.599	2	31221	Safety	0186P-007.00	7.50	2015	SAFETY_IMPROVEMENT	Safety	\$652,387	7
1230													
1231	0186P	7.599	9.085	2	35666	Pavement	186P-00760	8.34	2011	MINOR_REHAB_ASPHALT	Blue	\$1,495,107	88
1232													
1233	0186P	9.085	11.921	2	42197	Pavement	186P-00909	10.50	2013	MINOR_REHAB_ASPHALT	Blue	\$2,353,152	91
1234	0186P	9.085	11.921	2	42197	Structure	0F 52	11.67	2013	REPLACE_DECK	Blue	\$1,561,405	81
1235	0186P	9.085	11.921	2	42197	Structure	0F 52	11.67	2020	PREVENTIVE_DECK	Orange	\$182,579	81
1236	0186P	9.085	11.921	2	42197	Structure	0C 422	11.89	2020	REPLACE_STRUCTURE	Blue	\$7,800,646	80
1237													
1238	0186P	11.921	12.411	2	41916	Pavement	186P-01192	12.17	2010	OG_SEAL	Orange	\$283,369	96
1239	0186P	11.921	12.411	2	41916	Pavement	186P-01192	12.17	2020	MINOR_REHAB_ASPHALT	Blue	\$536,372	96
1240	0186P	11.921	12.411	2	41916	Structure	3C 423	12.10	2010	REPLACE_STRUCTURE	Blue	\$2,844,328	74
1241	0186P	11.921	12.411	2	41916	Structure	3C 423	12.10	2020	PREVENTIVE_DECK	Orange	\$176,425	74
1242	0186P	11.921	12.411	2	41916	Structure	3C 423	12.10	2020	PREVENTIVE_SUBSTRUCTURE	Orange	\$88,212	74
1243													
1244	0190P	0	1.835	2	29629	Pavement	190P-00000	0.92	2009	OG_SEAL	Orange	\$934,010	95
1245	0190P	0	1.835	2	29629	Pavement	190P-00000	0.92	2020	MINOR_REHAB_ASPHALT	Blue	\$1,820,969	95
1246	0190P	0	1.835	2	29629	Structure	0F 562	1.81	2016	PREVENTIVE_DECK	Orange	\$153,106	95
1247	0190P	0	1.835	2	29629	Structure	0F 562	1.81	2016	PREVENTIVE_SUBSTRUCTURE	Orange	\$76,553	95
1248													
1249	0190P	1.835	2.466	2	4736	Pavement	190P-00184	2.15	2020	MINOR_REHAB_ASPHALT	Blue	\$1,636,056	95
1250	0190P	1.835	2.466	2	4736	Structure	0E 907	2.27	2020	REPAIR_CULVERT	Blue	\$226,888	68
1251													
1252	0190P	2.466	16.881	2	4736	Pavement	190P-00247	9.67	2014	MINOR_REHAB_ASPHALT	Blue	\$3,421,325	93
1253	0190P	2.466	16.881	2	4736	Structure	0D 258	4.88	2014	PREVENTIVE_DECK	Orange	\$13,800	95
1254	0190P	2.466	16.881	2	4736	Structure	0D 258	4.88	2014	PREVENTIVE_SUBSTRUCTURE	Orange	\$10,000	95
1255	0190P	2.466	16.881	2	4736	Safety	0190P-006.00	6.50	2017	SAFETY_IMPROVEMENT	Safety	\$346,058	6
1256													
1257	0190P	16.882	19.921	2	230	Pavement	190P-01688	18.40	2018	MAJOR_REHAB_ASPHALT	Blue	\$2,550,763	75
1258													
1259	0195P	0	1.766	2	16138	Pavement	195P-00000	0.88	2010	MINOR_REHAB_ASPHALT	Blue	\$700,722	91

Line	Road	From	To	Region	AADT	Asset	ElementID	Milepoint	Year	Treatment	Budget	Cost	Condition
1260													
1261	0195P	1.766	2.568	2	17925	Pavement	195P-00177	2.17	2010	MINOR_REHAB_ASPHALT	Blue	\$364,485	89
1262													
1263	0196P	0	17	2	260	Pavement	196P-00000	8.50	2014	MINOR_REHAB_ASPHALT	Blue	\$3,569,008	78
1264													
1265	0196P	17	24	2	302	Pavement	196P-01700	20.50	2015	MINOR_REHAB_ASPHALT	Blue	\$1,806,349	77
1266													
1267	0196P	24	28.447	2	380	Pavement	196P-02400	26.22	2011	MINOR_REHAB_ASPHALT	Blue	\$973,838	75
1268	0196P	24	28.447	2	380	Pavement	196P-02400	26.22	2019	MINOR_REHAB_ASPHALT	Blue	\$1,233,628	75
1269													
1270	0196P	28.447	36.856	2	380	Pavement	196P-02845	32.65	2012	MINOR_REHAB_ASPHALT	Blue	\$1,839,639	79
1271	0196P	28.447	36.856	2	380	Pavement	196P-02845	32.65	2020	MINOR_REHAB_ASPHALT	Blue	\$2,330,400	79
1272													
1273	0199P	0	12.001	2	862	Pavement	199P-00000	6.00	2013	MINOR_REHAB_ASPHALT	Blue	\$2,973,078	87
1274													
1275	0199P	12.001	21.944	2	952	Pavement	199P-01200	16.97	2019	MAJOR_REHAB_ASPHALT	Blue	\$8,389,767	88
1276													
1277	0201P	0	3.266	2	13385	Pavement	201P-00000	1.63	2006	RECONSTRUCT_ASPHALT	Blue	\$0	84
1278	0201P	0	3.266	2	13385	Pavement	201P-00000	1.63	2017	CHIP_SEAL	Orange	\$276,106	84
1279	0201P	0	3.266	2	13385	Structure	2C 770	0.00	2009	PREVENTIVE_DECK	Orange	\$86,380	76
1280	0201P	0	3.266	2	13385	Structure	2C 770	0.00	2009	PREVENTIVE_SUBSTRUCTURE	Orange	\$43,190	76
1281	0201P	0	3.266	2	13385	Structure	2C 770	0.00	2017	REPAIR_DECK	Blue	\$273,560	76
1282	0201P	0	3.266	2	13385	Structure	2C 770	0.00	2017	REPAIR_SUBSTRUCTURE	Blue	\$182,373	76
1283	0201P	0	3.266	2	13385	Structure	2C 770	0.00	2017	REPAIR_SUPERSTRUCTURE	Blue	\$455,933	76
1284	0201P	0	3.266	2	13385	Structure	0E1272	1.08	2015	REPAIR_CULVERT	Blue	\$195,716	90
1285	0201P	0	3.266	2	13385	Safety	0201P-000.00	0.50	2017	SAFETY_IMPROVEMENT	Safety	\$346,058	4
1286	0201P	0	3.266	2	13385	Safety	0201P-002.00	2.50	2017	SAFETY_IMPROVEMENT	Safety	\$346,058	4
1287													
1288	0201P	3.266	6.244	2	14646	Pavement	201P-00327	4.76	2006	RECONSTRUCT_ASPHALT	Blue	\$0	86
1289	0201P	3.266	6.244	2	14646	Pavement	201P-00327	4.76	2019	CHIP_SEAL	Orange	\$716,922	86
1290	0201P	3.266	6.244	2	14646	Structure	4C 371	3.84	2011	REPLACE_STRUCTURE	Blue	\$2,072,684	76
1291	0201P	3.266	6.244	2	14646	Structure	2C 371	3.84	2011	REPLACE_DECK	Blue	\$1,006,157	89
1292	0201P	3.266	6.244	2	14646	Structure	2C 371	3.84	2020	PREVENTIVE_DECK	Orange	\$121,182	89
1293	0201P	3.266	6.244	2	14646	Structure	2C 371	3.84	2020	PREVENTIVE_SUPERSTRUCTURE	Orange	\$403,941	89
1294	0201P	3.266	6.244	2	14646	Structure	2C 919	5.83	2009	PREVENTIVE_DECK	Orange	\$10,000	100
1295	0201P	3.266	6.244	2	14646	Structure	2C 919	5.83	2009	PREVENTIVE_SUBSTRUCTURE	Orange	\$10,000	100
1296	0201P	3.266	6.244	2	14646	Structure	2C 919	5.83	2009	PREVENTIVE_SUPERSTRUCTURE	Orange	\$10,000	100
1297	0201P	3.266	6.244	2	14646	Structure	4C 919	5.84	2012	PREVENTIVE_DECK	Orange	\$10,000	100
1298	0201P	3.266	6.244	2	14646	Structure	4C 919	5.84	2012	PREVENTIVE_SUBSTRUCTURE	Orange	\$10,000	100
1299	0201P	3.266	6.244	2	14646	Structure	4C 919	5.84	2012	PREVENTIVE_SUPERSTRUCTURE	Orange	\$10,000	100
1300													
1301	0201P	6.244	8.714	2	17475	Pavement	201P-00624	7.48	2006	RECONSTRUCT_ASPHALT	Blue	\$0	86

Line	Road	From	To	Region	AADT	Asset	ElementID	Milepoint	Year	Treatment	Budget	Cost	Condition
1302	0201P	6.244	8.714	2	17475	Pavement	201P-00624	7.48	2017	CHIP_SEAL	Orange	\$555,799	86
1303	0201P	6.244	8.714	2	17475	Safety	0201P-007.00	7.50	2014	SAFETY_IMPROVEMENT	Safety	\$633,385	8
1304	0201P	6.244	8.714	2	17475	Safety	0201P-008.00	8.50	2014	SAFETY_IMPROVEMENT	Safety	\$633,385	8
1305													
1306	0201P	8.714	10.841	2	28302	Pavement	201P-00871	9.78	2006	RECONSTRUCT ASPHALT	Blue	\$0	89
1307													
1308	0201P	10.841	13.067	2	46763	Pavement	201P-01084	11.95	2010	GRIND_CONCRETE	Blue	\$1,884,386	82
1309	0201P	10.841	13.067	2	46763	Safety	0201P-013.00	13.50	2011	SAFETY_IMPROVEMENT	Safety	\$289,819	5
1310													
1311	0201P	13.067	14.104	2	60454	Pavement	201P-01307	13.59	2006	RECONSTRUCT ASPHALT	Blue	\$0	89
1312	0201P	13.067	14.104	2	60454	Structure	0C 709	13.84	2011	PREVENTIVE_DECK	Orange	\$411,148	91
1313	0201P	13.067	14.104	2	60454	Structure	0C 709	13.84	2011	PREVENTIVE_SUBSTRUCTURE	Orange	\$205,574	91
1314	0201P	13.067	14.104	2	60454	Safety	0201P-014.00	14.50	2011	SAFETY_IMPROVEMENT	Safety	\$579,637	8
1315													
1316	0201P	14.104	16.524	2	77158	Pavement	201P-01410	15.31	2009	MINOR_REHAB ASPHALT	Blue	\$1,779,075	90
1317	0201P	14.104	16.524	2	77158	Pavement	201P-01410	15.31	2017	OG_SEAL	Orange	\$1,600,112	90
1318	0201P	14.104	16.524	2	77158	Structure	0E1908	14.16	2014	REPAIR_CULVERT	Blue	\$190,016	82
1319	0201P	14.104	16.524	2	77158	Structure	2C 480	15.38	2016	PREVENTIVE_DECK	Orange	\$114,178	95
1320	0201P	14.104	16.524	2	77158	Structure	2C 480	15.38	2016	PREVENTIVE_SUBSTRUCTURE	Orange	\$57,089	95
1321	0201P	14.104	16.524	2	77158	Structure	4C 480	15.70	2016	PREVENTIVE_DECK	Orange	\$68,611	95
1322	0201P	14.104	16.524	2	77158	Structure	4C 480	15.70	2016	PREVENTIVE_SUBSTRUCTURE	Orange	\$34,306	95
1323	0201P	14.104	16.524	2	77158	Structure	4F 620W	16.16	2010	PREVENTIVE_DECK	Orange	\$214,578	98
1324	0201P	14.104	16.524	2	77158	Structure	4F 620W	16.16	2010	PREVENTIVE_SUBSTRUCTURE	Orange	\$107,289	98
1325	0201P	14.104	16.524	2	77158	Structure	4F 620W	16.16	2016	REPAIR_DECK	Blue	\$679,554	98
1326	0201P	14.104	16.524	2	77158	Structure	2F 620E	16.16	2010	PREVENTIVE_DECK	Orange	\$219,703	98
1327	0201P	14.104	16.524	2	77158	Structure	2F 620E	16.16	2010	PREVENTIVE_SUBSTRUCTURE	Orange	\$109,852	98
1328	0201P	14.104	16.524	2	77158	Structure	2F 620E	16.16	2016	REPAIR_DECK	Blue	\$695,783	98
1329	0201P	14.104	16.524	2	77158	Safety	0201P-015.00	15.50	2011	SAFETY_IMPROVEMENT	Safety	\$579,637	8
1330	0201P	14.104	16.524	2	77158	Safety	0201P-016.00	16.50	2011	SAFETY_IMPROVEMENT	Safety	\$579,637	7
1331													
1332	0201P	16.524	17.124	2	39216	Pavement	201P-01652	16.82	2019	GRIND_CONCRETE	Blue	\$587,804	92
1333	0201P	16.524	17.124	2	39216	Structure	2C 838	16.54	2009	PREVENTIVE_DECK	Orange	\$412,952	87
1334	0201P	16.524	17.124	2	39216	Structure	2C 838	16.54	2009	PREVENTIVE_SUBSTRUCTURE	Orange	\$206,476	87
1335	0201P	16.524	17.124	2	39216	Structure	2C 838	16.54	2019	REPAIR_DECK	Blue	\$1,307,789	87
1336	0201P	16.524	17.124	2	39216	Structure	2F 621E	16.55	2014	PREVENTIVE_DECK	Orange	\$223,961	96
1337	0201P	16.524	17.124	2	39216	Structure	2F 621E	16.55	2014	PREVENTIVE_SUBSTRUCTURE	Orange	\$111,981	96
1338	0201P	16.524	17.124	2	39216	Structure	4F 621W	16.56	2014	PREVENTIVE_DECK	Orange	\$232,674	91
1339	0201P	16.524	17.124	2	39216	Structure	4F 621W	16.56	2014	PREVENTIVE_SUBSTRUCTURE	Orange	\$116,337	91
1340	0201P	16.524	17.124	2	39216	Structure	2C 839	16.77	2011	PREVENTIVE_DECK	Orange	\$122,749	86
1341	0201P	16.524	17.124	2	39216	Structure	2C 839	16.77	2011	PREVENTIVE_SUBSTRUCTURE	Orange	\$61,375	86
1342	0201P	16.524	17.124	2	39216	Structure	2C 839	16.77	2019	REPAIR_DECK	Blue	\$388,737	86
1343	0201P	16.524	17.124	2	39216	Structure	2C 839	16.77	2019	REPAIR_SUBSTRUCTURE	Blue	\$259,158	86

Line	Road	From	To	Region	AADT	Asset	ElementID	Milepoint	Year	Treatment	Budget	Cost	Condition
1344	0201P	16.524	17.124	2	39216	Structure	2C 844	17.03	2009	PREVENTIVE_DECK	Orange	\$1,620,051	82
1345	0201P	16.524	17.124	2	39216	Structure	2C 844	17.03	2009	PREVENTIVE_SUBSTRUCTURE	Orange	\$810,026	82
1346	0201P	16.524	17.124	2	39216	Structure	2C 844	17.03	2019	REPAIR_DECK	Blue	\$5,284,499	82
1347													
1348	0201P	17.124	18.034	2	8242	Pavement	201P-01712	17.58	2011	MINOR_REHAB_ASPHALT	Blue	\$1,013,914	91
1349	0201P	17.124	18.034	2	8242	Pavement	201P-01712	17.58	2019	CHIP_SEAL	Orange	\$321,099	91
1350	0201P	17.124	18.034	2	8242	Structure	2C 845	17.40	2016	PREVENTIVE_DECK	Orange	\$1,588,836	91
1351	0201P	17.124	18.034	2	8242	Structure	2C 845	17.40	2016	PREVENTIVE_SUBSTRUCTURE	Orange	\$794,418	91
1352													
1353	0202P	0	1.955	2	530	Pavement	202P-00000	0.98	2011	FUNCTIONAL_REPAIR	Orange	\$456,510	89
1354	0202P	0	1.955	2	530	Pavement	202P-00000	0.98	2019	MINOR_REHAB_ASPHALT	Blue	\$722,866	89
1355	0202P	0	1.955	2	530	Structure	0F 595	1.31	2016	PREVENTIVE_DECK	Orange	\$161,048	100
1356	0202P	0	1.955	2	530	Structure	0F 595	1.31	2016	PREVENTIVE_SUBSTRUCTURE	Orange	\$80,524	100
1357	0202P	0	1.955	2	530	Structure	0F 547	1.71	2016	PREVENTIVE_SUBSTRUCTURE	Orange	\$59,334	100
1358													
1359	0209P	0	5.35	2	40000	Pavement	209P-00000	2.68	2016	OG_SEAL	Orange	\$1,931,262	100
1360	0209P	0	5.35	2	40000	Safety	0209P-005.00	5.50	2013	SAFETY_IMPROVEMENT	Safety	\$614,937	7
1361													
1362	0209P	5.35	6.691	2	7024	Pavement	209P-00535	6.02	2010	FUNCTIONAL_REPAIR	Orange	\$741,216	83
1363	0209P	5.35	6.691	2	7024	Safety	0209P-006.00	6.50	2015	SAFETY_IMPROVEMENT	Safety	\$652,387	6
1364													
1365	0209P	6.691	7.352	2	34967	Pavement	209P-00669	7.02	2009	MINOR_REHAB_ASPHALT	Blue	\$482,146	83
1366	0209P	6.691	7.352	2	34967	Pavement	209P-00669	7.02	2019	MAJOR_REHAB_ASPHALT	Blue	\$1,943,892	83
1367	0209P	6.691	7.352	2	34967	Structure	0F 244	6.70	2019	REPLACE_STRUCTURE	Blue	\$1,641,406	82
1368	0209P	6.691	7.352	2	34967	Safety	0209P-007.00	7.50	2012	SAFETY_IMPROVEMENT	Safety	\$597,026	9
1369													
1370	0209P	7.352	7.855	2	39636	Pavement	209P-00735	7.60	2012	MAJOR_REHAB_ASPHALT	Blue	\$1,187,597	83
1371													
1372	0209P	7.855	8.842	2	27210	Pavement	209P-00786	8.35	2009	CHIP_SEAL	Orange	\$157,140	90
1373	0209P	7.855	8.842	2	27210	Pavement	209P-00786	8.35	2017	CHIP_SEAL	Orange	\$199,060	90
1374													
1375	0209P	8.842	10.18	2	26718	Pavement	209P-00884	9.51	2009	OG_SEAL	Orange	\$464,807	88
1376													
1377	0209P	10.18	11.741	2	25017	Pavement	209P-01018	10.96	2012	MINOR_REHAB_ASPHALT	Blue	\$980,819	88
1378													
1379	0209P	11.741	12.308	2	20614	Pavement	209P-01174	12.02	2009	MINOR_REHAB_ASPHALT	Blue	\$464,453	79
1380	0209P	11.741	12.308	2	20614	Pavement	209P-01174	12.02	2017	MINOR_REHAB_ASPHALT	Blue	\$588,355	79
1381													
1382	0209P	12.308	14.57	2	8356	Pavement	209P-01231	13.44	2010	MAJOR_REHAB_ASPHALT	Blue	\$1,890,583	83
1383	0209P	12.308	14.57	2	8356	Structure	0D 807	14.48	2012	REPLACE_STRUCTURE	Blue	\$358,396	66
1384													
1385	0210P	0	3.859	2	18644	Pavement	210P-00000	1.93	2009	CHIP_SEAL	Orange	\$313,594	89

Line	Road	From	To	Region	AADT	Asset	ElementID	Milepoint	Year	Treatment	Budget	Cost	Condition
1386	0210P	0	3.859	2	18644	Pavement	210P-00000	1.93	2017	MINOR_REHAB_ASPHALT	Blue	\$1,589,006	89
1387													
1388	0210P	3.859	12.553	2	5293	Pavement	210P-00386	8.21	2012	MINOR_REHAB_ASPHALT	Blue	\$2,728,234	90
1389													
1390	0210P	12.554	13.642	2	175	Pavement	210P-01255	13.10	2019	MAJOR_REHAB_ASPHALT	Blue	\$1,077,166	85
1391	0210P	12.554	13.642	2	175	Structure	OC 926	12.61	2009	REPAIR_DECK	Blue	\$10,000	100
1392	0210P	12.554	13.642	2	175	Structure	OF 543	13.37	2011	PREVENTIVE_DECK	Orange	\$32,007	99
1393													
1394	0215N	0	0.824	2	30662	Pavement	215N-00000	0.41	2014	GRIND_CONCRETE	Blue	\$1,034,602	90
1395													
1396	0215N	0.824	1.85	2	30662	Pavement	215N-00082	1.34	2010	MINOR_REHAB_ASPHALT	Blue	\$273,364	91
1397													
1398	0215N	1.85	3.671	2	53993	Pavement	215N-00185	2.76	2010	MINOR_REHAB_CONCRETE	Blue	\$2,419,268	86
1399													
1400	0215N	3.671	7.197	2	51013	Pavement	215N-00367	5.43	2008	PREV_MAINT_CONCRETE	Orange	\$1,457,690	93
1401													
1402	0215N	7.197	8.802	2	64503	Pavement	215N-00720	8.00	2007	PREV_MAINT_CONCRETE	Orange	\$0	84
1403	0215N	7.197	8.802	2	64503	Structure	4C 736	7.75	2016	PREVENTIVE_DECK	Orange	\$316,627	95
1404	0215N	7.197	8.802	2	64503	Structure	4C 736	7.75	2016	PREVENTIVE_SUBSTRUCTURE	Orange	\$158,314	95
1405													
1406	0215N	8.802	10.581	2	105141	Pavement	215N-00880	9.69	2007	PREV_MAINT_CONCRETE	Orange	\$0	92
1407	0215N	8.802	10.581	2	105141	Structure	4C 727	9.26	2016	PREVENTIVE_DECK	Orange	\$385,499	95
1408	0215N	8.802	10.581	2	105141	Structure	4C 727	9.26	2016	PREVENTIVE_SUBSTRUCTURE	Orange	\$192,749	95
1409													
1410	0215N	10.581	11.804	2	114518	Pavement	215N-01058	11.19	2012	MINOR_REHAB_ASPHALT	Blue	\$1,122,344	88
1411													
1412	0215N	11.804	13.496	2	110130	Pavement	215N-01180	12.65	2012	OG_SEAL	Orange	\$995,223	91
1413	0215N	11.804	13.496	2	110130	Pavement	215N-01180	12.65	2020	OG_SEAL	Orange	\$1,260,718	91
1414	0215N	11.804	13.496	2	110130	Structure	4C 585	13.47	2016	PREVENTIVE_DECK	Orange	\$256,275	95
1415	0215N	11.804	13.496	2	110130	Structure	4C 585	13.47	2016	PREVENTIVE_SUBSTRUCTURE	Orange	\$128,138	95
1416													
1417	0215N	13.496	15.527	2	98063	Pavement	215N-01350	14.51	2014	GRIND_CONCRETE	Blue	\$1,343,916	88
1418													
1419	0215N	15.527	17.585	2	105725	Pavement	215N-01553	16.56	2010	RECONSTRUCT_CONCRETE	Blue	\$0	84
1420													
1421	0215N	17.585	19.516	2	100828	Pavement	215N-01758	18.55	2011	GRIND_CONCRETE	Blue	\$1,238,133	87
1422													
1423	0215N	19.516	22.75	2	65651	Pavement	215N-01952	21.13	2008	PREV_MAINT_CONCRETE	Orange	\$3,264,868	88
1424	0215N	19.516	22.75	2	65651	Structure	3C 617	19.60	2015	MAJOR_REHAB_SUBSTRUCTURE	Blue	\$624,837	94
1425	0215N	19.516	22.75	2	65651	Structure	3C 695	22.03	2009	PREVENTIVE_DECK	Orange	\$91,991	88
1426	0215N	19.516	22.75	2	65651	Structure	3C 695	22.03	2009	PREVENTIVE_SUBSTRUCTURE	Orange	\$45,995	88
1427	0215N	19.516	22.75	2	65651	Structure	3C 695	22.03	2017	REPAIR_DECK	Blue	\$291,327	88

Line	Road	From	To	Region	AADT	Asset	ElementID	Milepoint	Year	Treatment	Budget	Cost	Condition
1428	0215N	19.516	22.75	2	65651	Structure	3C 695	22.03	2017	REPAIR_SUBSTRUCTURE	Blue	\$194,218	88
1429	0215N	19.516	22.75	2	65651	Structure	3C 703	22.42	2009	PREVENTIVE_DECK	Orange	\$98,871	96
1430	0215N	19.516	22.75	2	65651	Structure	3C 703	22.42	2009	PREVENTIVE_SUBSTRUCTURE	Orange	\$49,436	96
1431	0215N	19.516	22.75	2	65651	Structure	3C 703	22.42	2017	REPAIR_DECK	Blue	\$313,118	96
1432	0215N	19.516	22.75	2	65651	Structure	3C 703	22.42	2017	REPAIR_SUBSTRUCTURE	Blue	\$208,746	96
1433	0215N	19.516	22.75	2	65651	Structure	3C 703	22.42	2017	REPAIR_SUPERSTRUCTURE	Blue	\$521,864	96
1434													
1435	0215N	22.75	26.961	2	52243	Pavement	215N-02275	24.86	2009	GRIND_CONCRETE	Blue	\$642,626	85
1436													
1437	0215P	0	0.824	2	27122	Pavement	215P-00000	0.41	2020	GRIND_CONCRETE	Blue	\$1,235,369	95
1438													
1439	0215P	0.824	1.85	2	27122	Pavement	215P-00082	1.34	2011	MAJOR_REHAB_ASPHALT	Blue	\$844,693	82
1440	0215P	0.824	1.85	2	27122	Safety	0215P-001.00	1.50	2017	SAFETY_IMPROVEMENT	Safety	\$692,117	4
1441													
1442	0215P	1.85	3.671	2	55198	Pavement	215P-00185	2.76	2010	MINOR_REHAB_CONCRETE	Blue	\$2,419,268	82
1443	0215P	1.85	3.671	2	55198	Structure	3C 931	2.65	2015	REPAIR_DECK	Blue	\$278,279	95
1444	0215P	1.85	3.671	2	55198	Structure	1C 931	2.68	2015	REPAIR_DECK	Blue	\$217,819	96
1445	0215P	1.85	3.671	2	55198	Structure	0C 518	2.77	2011	PREVENTIVE_DECK	Orange	\$268,745	85
1446													
1447	0215P	3.671	7.197	2	51130	Pavement	215P-00367	5.43	2008	PREV_MAINT_CONCRETE	Orange	\$1,457,690	92
1448	0215P	3.671	7.197	2	51130	Structure	0F 458	5.68	2012	PREVENTIVE_DECK	Orange	\$185,528	85
1449	0215P	3.671	7.197	2	51130	Structure	0F 458	5.68	2012	PREVENTIVE_SUBSTRUCTURE	Orange	\$92,764	85
1450	0215P	3.671	7.197	2	51130	Structure	0C 757	6.25	2012	PREVENTIVE_DECK	Orange	\$621,169	98
1451	0215P	3.671	7.197	2	51130	Structure	0C 757	6.25	2012	PREVENTIVE_SUBSTRUCTURE	Orange	\$310,585	98
1452	0215P	3.671	7.197	2	51130	Structure	2C 761	6.42	2015	PREVENTIVE_DECK	Orange	\$95,179	96
1453	0215P	3.671	7.197	2	51130	Structure	2C 761	6.42	2015	PREVENTIVE_SUBSTRUCTURE	Orange	\$47,590	96
1454	0215P	3.671	7.197	2	51130	Structure	2C 761	6.42	2015	PREVENTIVE_SUPERSTRUCTURE	Orange	\$317,264	96
1455	0215P	3.671	7.197	2	51130	Structure	4C 760	6.42	2015	PREVENTIVE_DECK	Orange	\$84,309	96
1456	0215P	3.671	7.197	2	51130	Structure	4C 760	6.42	2015	PREVENTIVE_SUBSTRUCTURE	Orange	\$42,154	96
1457	0215P	3.671	7.197	2	51130	Structure	4C 760	6.42	2015	PREVENTIVE_SUPERSTRUCTURE	Orange	\$281,029	96
1458	0215P	3.671	7.197	2	51130	Structure	0C 759	6.42	2019	REPAIR_DECK	Blue	\$776,408	96
1459	0215P	3.671	7.197	2	51130	Structure	0F 505	7.19	2010	PREVENTIVE_DECK	Orange	\$141,635	97
1460	0215P	3.671	7.197	2	51130	Structure	0F 505	7.19	2010	PREVENTIVE_SUBSTRUCTURE	Orange	\$70,817	97
1461	0215P	3.671	7.197	2	51130	Structure	0F 505	7.19	2018	REPAIR_DECK	Blue	\$448,547	97
1462	0215P	3.671	7.197	2	51130	Structure	0F 505	7.19	2018	REPAIR_SUBSTRUCTURE	Blue	\$299,031	97
1463	0215P	3.671	7.197	2	51130	Safety	0215P-007.00	7.50	2015	SAFETY_IMPROVEMENT	Safety	\$652,387	5
1464													
1465	0215P	7.197	8.802	2	63464	Pavement	215P-00720	8.00	2012	GRIND_CONCRETE	Blue	\$1,060,282	88
1466													
1467	0215P	8.802	10.581	2	104487	Pavement	215P-00880	9.69	2008	PREV_MAINT_CONCRETE	Orange	\$1,069,122	94
1468	0215P	8.802	10.581	2	104487	Structure	0F 504	8.81	2010	PREVENTIVE_DECK	Orange	\$192,881	86
1469	0215P	8.802	10.581	2	104487	Structure	0F 504	8.81	2010	PREVENTIVE_SUBSTRUCTURE	Orange	\$96,440	86

Line	Road	From	To	Region	AADT	Asset	ElementID	Milepoint	Year	Treatment	Budget	Cost	Condition
1470	0215P	8.802	10.581	2	104487	Structure	0F 504	8.81	2018	REPAIR_DECK	Blue	\$610,839	86
1471	0215P	8.802	10.581	2	104487	Structure	0F 504	8.81	2018	REPAIR_SUBSTRUCTURE	Blue	\$407,226	86
1472	0215P	8.802	10.581	2	104487	Structure	0F 475	9.22	2010	PREVENTIVE_DECK	Orange	\$164,532	85
1473	0215P	8.802	10.581	2	104487	Structure	0F 475	9.22	2010	PREVENTIVE_SUBSTRUCTURE	Orange	\$82,266	85
1474	0215P	8.802	10.581	2	104487	Structure	0F 475	9.22	2018	REPAIR_DECK	Blue	\$521,060	85
1475	0215P	8.802	10.581	2	104487	Structure	0F 475	9.22	2018	REPAIR_SUBSTRUCTURE	Blue	\$347,374	85
1476	0215P	8.802	10.581	2	104487	Structure	0F 475	9.22	2018	REPAIR_SUPERSTRUCTURE	Blue	\$868,434	85
1477	0215P	8.802	10.581	2	104487	Structure	0C 725	9.66	2009	PREVENTIVE_DECK	Orange	\$160,798	92
1478	0215P	8.802	10.581	2	104487	Structure	0C 725	9.66	2009	PREVENTIVE_SUBSTRUCTURE	Orange	\$80,399	92
1479	0215P	8.802	10.581	2	104487	Structure	0C 725	9.66	2018	REPAIR_DECK	Blue	\$540,249	92
1480	0215P	8.802	10.581	2	104487	Structure	0C 725	9.66	2018	REPAIR_SUPERSTRUCTURE	Blue	\$900,415	92
1481	0215P	8.802	10.581	2	104487	Safety	0215P-009.00	9.50	2012	SAFETY_IMPROVEMENT	Safety	\$597,026	5
1482	0215P	8.802	10.581	2	104487	Safety	0215P-010.00	10.50	2011	SAFETY_IMPROVEMENT	Safety	\$579,637	9
1483													
1484	0215P	10.581	11.804	2	113509	Pavement	215P-01058	11.19	2012	OG_SEAL	Orange	\$796,864	92
1485	0215P	10.581	11.804	2	113509	Pavement	215P-01058	11.19	2020	OG_SEAL	Orange	\$1,009,444	92
1486	0215P	10.581	11.804	2	113509	Structure	0C 621	10.81	2011	REPAIR_DECK	Blue	\$744,055	89
1487	0215P	10.581	11.804	2	113509	Structure	0C 621	10.81	2011	REPAIR_SUBSTRUCTURE	Blue	\$496,037	89
1488	0215P	10.581	11.804	2	113509	Structure	0C 621	10.81	2011	REPAIR_SUPERSTRUCTURE	Blue	\$1,240,092	89
1489	0215P	10.581	11.804	2	113509	Structure	0C 584	11.27	2011	REPLACE_STRUCTURE	Blue	\$2,544,568	77
1490	0215P	10.581	11.804	2	113509	Structure	3C 834	11.58	2011	PREVENTIVE_DECK	Orange	\$76,822	97
1491	0215P	10.581	11.804	2	113509	Structure	3C 834	11.58	2011	PREVENTIVE_SUBSTRUCTURE	Orange	\$38,411	97
1492	0215P	10.581	11.804	2	113509	Structure	3C 834	11.58	2011	PREVENTIVE_SUPERSTRUCTURE	Orange	\$256,073	97
1493	0215P	10.581	11.804	2	113509	Structure	0F 131	11.80	2020	REPLACE_STRUCTURE	Blue	\$2,870,079	70
1494	0215P	10.581	11.804	2	113509	Safety	0215P-011.00	11.50	2014	SAFETY_IMPROVEMENT	Safety	\$633,385	4
1495													
1496	0215P	11.804	13.496	2	110130	Pavement	215P-01180	12.65	2014	MINOR_REHAB ASPHALT	Blue	\$1,487,087	90
1497	0215P	11.804	13.496	2	110130	Structure	0C 649	12.37	2009	PREVENTIVE_DECK	Orange	\$93,155	95
1498	0215P	11.804	13.496	2	110130	Structure	0C 649	12.37	2009	PREVENTIVE_SUBSTRUCTURE	Orange	\$46,578	95
1499	0215P	11.804	13.496	2	110130	Structure	0C 649	12.37	2017	REPAIR_DECK	Blue	\$295,015	95
1500	0215P	11.804	13.496	2	110130	Structure	0C 649	12.37	2017	REPAIR_SUBSTRUCTURE	Blue	\$196,677	95
1501	0215P	11.804	13.496	2	110130	Structure	0C 649	12.37	2017	REPAIR_SUPERSTRUCTURE	Blue	\$491,692	95
1502	0215P	11.804	13.496	2	110130	Structure	2F 133	12.45	2009	PREVENTIVE_DECK	Orange	\$73,360	96
1503	0215P	11.804	13.496	2	110130	Structure	2F 133	12.45	2009	PREVENTIVE_SUBSTRUCTURE	Orange	\$36,680	96
1504	0215P	11.804	13.496	2	110130	Structure	2F 133	12.45	2017	REPAIR_DECK	Blue	\$232,324	96
1505	0215P	11.804	13.496	2	110130	Structure	2F 133	12.45	2017	REPAIR_SUBSTRUCTURE	Blue	\$154,883	96
1506	0215P	11.804	13.496	2	110130	Structure	4F 133	12.47	2009	PREVENTIVE_DECK	Orange	\$73,360	96
1507	0215P	11.804	13.496	2	110130	Structure	4F 133	12.47	2009	PREVENTIVE_SUBSTRUCTURE	Orange	\$36,680	96
1508	0215P	11.804	13.496	2	110130	Structure	4F 133	12.47	2017	REPAIR_DECK	Blue	\$232,324	96
1509	0215P	11.804	13.496	2	110130	Structure	4F 133	12.47	2017	REPAIR_SUBSTRUCTURE	Blue	\$154,883	96
1510	0215P	11.804	13.496	2	110130	Structure	4F 133	12.47	2017	REPAIR_SUPERSTRUCTURE	Blue	\$387,207	96
1511	0215P	11.804	13.496	2	110130	Structure	2F 283	13.20	2009	PREVENTIVE_DECK	Orange	\$89,450	95

Line	Road	From	To	Region	AADT	Asset	ElementID	Milepoint	Year	Treatment	Budget	Cost	Condition
1512	0215P	11.804	13.496	2	110130	Structure	2F 283	13.20	2009	PREVENTIVE_SUBSTRUCTURE	Orange	\$44,725	95
1513	0215P	11.804	13.496	2	110130	Structure	2F 283	13.20	2017	REPAIR_DECK	Blue	\$283,282	95
1514	0215P	11.804	13.496	2	110130	Structure	2F 283	13.20	2017	REPAIR_SUBSTRUCTURE	Blue	\$188,854	95
1515	0215P	11.804	13.496	2	110130	Structure	2F 283	13.20	2017	REPAIR_SUPERSTRUCTURE	Blue	\$472,136	95
1516	0215P	11.804	13.496	2	110130	Structure	4F 283	13.21	2009	PREVENTIVE_DECK	Orange	\$89,450	95
1517	0215P	11.804	13.496	2	110130	Structure	4F 283	13.21	2009	PREVENTIVE_SUBSTRUCTURE	Orange	\$44,725	95
1518	0215P	11.804	13.496	2	110130	Structure	4F 283	13.21	2017	REPAIR_DECK	Blue	\$283,282	95
1519	0215P	11.804	13.496	2	110130	Structure	4F 283	13.21	2017	REPAIR_SUBSTRUCTURE	Blue	\$188,854	95
1520	0215P	11.804	13.496	2	110130	Structure	2C 585	13.47	2016	PREVENTIVE_DECK	Orange	\$196,460	95
1521	0215P	11.804	13.496	2	110130	Structure	2C 585	13.47	2016	PREVENTIVE_SUBSTRUCTURE	Orange	\$98,230	95
1522	0215P	11.804	13.496	2	110130	Safety	0215P-013.00	13.50	2014	SAFETY_IMPROVEMENT	Safety	\$633,385	5
1523													
1524	0215P	13.496	15.527	2	97439	Pavement	215P-01350	14.51	2014	GRIND_CONCRETE	Blue	\$1,343,916	90
1525	0215P	13.496	15.527	2	97439	Structure	1C 587	14.52	2014	PREVENTIVE_DECK	Orange	\$158,698	95
1526	0215P	13.496	15.527	2	97439	Structure	1C 587	14.52	2014	PREVENTIVE_SUBSTRUCTURE	Orange	\$79,349	95
1527	0215P	13.496	15.527	2	97439	Structure	3C 587	14.53	2014	PREVENTIVE_DECK	Orange	\$120,037	95
1528	0215P	13.496	15.527	2	97439	Structure	3C 587	14.53	2014	PREVENTIVE_SUBSTRUCTURE	Orange	\$60,019	95
1529	0215P	13.496	15.527	2	97439	Structure	1C 528	15.48	2014	PREVENTIVE_DECK	Orange	\$231,298	95
1530	0215P	13.496	15.527	2	97439	Structure	1C 528	15.48	2014	PREVENTIVE_SUBSTRUCTURE	Orange	\$115,649	95
1531	0215P	13.496	15.527	2	97439	Safety	0215P-015.00	15.50	2014	SAFETY_IMPROVEMENT	Safety	\$633,385	5
1532													
1533	0215P	15.527	17.585	2	105486	Pavement	215P-01553	16.56	2010	RECONSTRUCT_CONCRETE	Blue	\$0	83
1534	0215P	15.527	17.585	2	105486	Structure	3C 528	15.60	2016	PREVENTIVE_DECK	Orange	\$128,369	95
1535	0215P	15.527	17.585	2	105486	Structure	3C 528	15.60	2016	PREVENTIVE_SUBSTRUCTURE	Orange	\$64,185	95
1536	0215P	15.527	17.585	2	105486	Structure	0C 629	16.54	2016	REPLACE_DECK	Blue	\$3,215,195	90
1537	0215P	15.527	17.585	2	105486	Structure	1C 663	17.10	2016	PREVENTIVE_DECK	Orange	\$80,589	95
1538	0215P	15.527	17.585	2	105486	Structure	1C 663	17.10	2016	PREVENTIVE_SUBSTRUCTURE	Orange	\$40,294	95
1539	0215P	15.527	17.585	2	105486	Structure	1C 663	17.10	2016	PREVENTIVE_SUPERSTRUCTURE	Orange	\$268,630	95
1540	0215P	15.527	17.585	2	105486	Structure	3C 663	17.11	2016	PREVENTIVE_DECK	Orange	\$80,589	95
1541	0215P	15.527	17.585	2	105486	Structure	3C 663	17.11	2016	PREVENTIVE_SUBSTRUCTURE	Orange	\$40,294	95
1542	0215P	15.527	17.585	2	105486	Structure	3C 663	17.11	2016	PREVENTIVE_SUPERSTRUCTURE	Orange	\$268,630	95
1543	0215P	15.527	17.585	2	105486	Structure	1C 520	17.54	2016	PREVENTIVE_DECK	Orange	\$236,950	95
1544	0215P	15.527	17.585	2	105486	Structure	1C 520	17.54	2016	PREVENTIVE_SUBSTRUCTURE	Orange	\$118,475	95
1545	0215P	15.527	17.585	2	105486	Structure	3C 520	17.55	2016	PREVENTIVE_DECK	Orange	\$152,976	95
1546	0215P	15.527	17.585	2	105486	Structure	3C 520	17.55	2016	PREVENTIVE_SUBSTRUCTURE	Orange	\$76,488	95
1547	0215P	15.527	17.585	2	105486	Safety	0215P-017.00	17.50	2013	SAFETY_IMPROVEMENT	Safety	\$614,937	5
1548													
1549	0215P	17.585	19.516	2	103798	Pavement	215P-01758	18.55	2009	MINOR_REHAB_CONCRETE	Blue	\$2,625,883	85
1550	0215P	17.585	19.516	2	103798	Structure	0C 659	18.04	2011	PREVENTIVE_DECK	Orange	\$214,951	94
1551	0215P	17.585	19.516	2	103798	Structure	0C 659	18.04	2011	PREVENTIVE_SUBSTRUCTURE	Orange	\$107,476	94
1552	0215P	17.585	19.516	2	103798	Structure	0C 659	18.04	2020	REPAIR_DECK	Blue	\$701,157	94
1553	0215P	17.585	19.516	2	103798	Structure	0C 659	18.04	2020	REPAIR_SUBSTRUCTURE	Blue	\$467,438	94

Line	Road	From	To	Region	AADT	Asset	ElementID	Milepoint	Year	Treatment	Budget	Cost	Condition
1554	0215P	17.585	19.516	2	103798	Structure	0C 659	18.04	2020	REPAIR_SUPERSTRUCTURE	Blue	\$1,168,595	94
1555	0215P	17.585	19.516	2	103798	Structure	0E1833	18.54	2016	PREVENTIVE_DECK	Orange	\$10,000	95
1556	0215P	17.585	19.516	2	103798	Structure	0E1833	18.54	2016	PREVENTIVE_SUBSTRUCTURE	Orange	\$10,000	95
1557	0215P	17.585	19.516	2	103798	Safety	0215P-018.00	18.50	2016	SAFETY_IMPROVEMENT	Safety	\$671,958	4
1558	0215P	17.585	19.516	2	103798	Safety	0215P-019.00	19.50	2012	SAFETY_IMPROVEMENT	Safety	\$597,026	6
1559													
1560	0215P	19.516	22.75	2	66541	Pavement	215P-01952	21.13	2010	PREV_MAINT_CONCRETE	Orange	\$3,463,699	91
1561	0215P	19.516	22.75	2	66541	Structure	1C 617	19.60	2019	MAJOR_REHAB_DECK	Blue	\$1,230,705	93
1562	0215P	19.516	22.75	2	66541	Structure	1C 617	19.60	2019	MAJOR_REHAB_SUBSTRUCTURE	Blue	\$703,260	93
1563	0215P	19.516	22.75	2	66541	Structure	0F 477	20.09	2014	PREVENTIVE_DECK	Orange	\$315,242	90
1564	0215P	19.516	22.75	2	66541	Structure	0F 477	20.09	2014	PREVENTIVE_SUBSTRUCTURE	Orange	\$157,621	90
1565	0215P	19.516	22.75	2	66541	Structure	0F 410	20.91	2014	PREVENTIVE_DECK	Orange	\$784,048	89
1566	0215P	19.516	22.75	2	66541	Structure	0F 410	20.91	2014	PREVENTIVE_SUBSTRUCTURE	Orange	\$392,024	89
1567	0215P	19.516	22.75	2	66541	Structure	0C 460	21.38	2014	PREVENTIVE_SUBSTRUCTURE	Orange	\$210,155	89
1568	0215P	19.516	22.75	2	66541	Structure	0C 689	21.60	2014	PREVENTIVE_DECK	Orange	\$314,302	84
1569	0215P	19.516	22.75	2	66541	Structure	0C 689	21.60	2014	PREVENTIVE_SUBSTRUCTURE	Orange	\$157,151	84
1570	0215P	19.516	22.75	2	66541	Structure	0C 704	21.87	2020	REPAIR_DECK	Blue	\$2,496,544	85
1571	0215P	19.516	22.75	2	66541	Structure	0C 704	21.87	2020	REPAIR_SUBSTRUCTURE	Blue	\$1,664,362	85
1572	0215P	19.516	22.75	2	66541	Structure	1C 700	22.04	2009	PREVENTIVE_DECK	Orange	\$431,372	94
1573	0215P	19.516	22.75	2	66541	Structure	1C 700	22.04	2009	PREVENTIVE_SUBSTRUCTURE	Orange	\$215,686	94
1574	0215P	19.516	22.75	2	66541	Structure	1C 700	22.04	2017	REPAIR_DECK	Blue	\$1,366,121	94
1575	0215P	19.516	22.75	2	66541	Structure	1C 700	22.04	2017	REPAIR_SUBSTRUCTURE	Blue	\$910,748	94
1576	0215P	19.516	22.75	2	66541	Structure	1C 700	22.04	2017	REPAIR_SUPERSTRUCTURE	Blue	\$2,276,869	94
1577	0215P	19.516	22.75	2	66541	Safety	0215P-020.00	20.50	2017	SAFETY_IMPROVEMENT	Safety	\$692,117	4
1578	0215P	19.516	22.75	2	66541	Safety	0215P-021.00	21.50	2017	SAFETY_IMPROVEMENT	Safety	\$692,117	4
1579	0215P	19.516	22.75	2	66541	Safety	0215P-022.00	22.50	2015	SAFETY_IMPROVEMENT	Safety	\$652,387	5
1580													
1581	0215P	22.75	26.961	2	52433	Pavement	215P-02275	24.86	2009	GRIND_CONCRETE	Blue	\$642,626	88
1582	0215P	22.75	26.961	2	52433	Structure	0C 693	22.76	2015	PREVENTIVE_DECK	Orange	\$423,314	81
1583	0215P	22.75	26.961	2	52433	Structure	0C 693	22.76	2015	PREVENTIVE_SUBSTRUCTURE	Orange	\$211,657	81
1584	0215P	22.75	26.961	2	52433	Structure	0F 500	23.69	2015	PREVENTIVE_DECK	Orange	\$225,802	86
1585	0215P	22.75	26.961	2	52433	Structure	0F 500	23.69	2015	PREVENTIVE_SUBSTRUCTURE	Orange	\$112,901	86
1586	0215P	22.75	26.961	2	52433	Structure	0F 470	25.12	2010	PREVENTIVE_DECK	Orange	\$167,258	100
1587	0215P	22.75	26.961	2	52433	Structure	0F 470	25.12	2010	PREVENTIVE_SUBSTRUCTURE	Orange	\$83,629	100
1588	0215P	22.75	26.961	2	52433	Structure	0F 470	25.12	2018	REPAIR_DECK	Blue	\$529,693	100
1589	0215P	22.75	26.961	2	52433	Structure	0F 470	25.12	2018	REPAIR_SUBSTRUCTURE	Blue	\$353,129	100
1590	0215P	22.75	26.961	2	52433	Structure	0F 431	25.65	2011	PREVENTIVE_DECK	Orange	\$141,279	98
1591	0215P	22.75	26.961	2	52433	Structure	0F 431	25.65	2011	PREVENTIVE_SUBSTRUCTURE	Orange	\$70,640	98
1592	0215P	22.75	26.961	2	52433	Structure	0F 431	25.65	2020	REPAIR_DECK	Blue	\$460,844	98
1593	0215P	22.75	26.961	2	52433	Structure	0F 431	25.65	2020	REPAIR_SUBSTRUCTURE	Blue	\$307,229	98
1594	0215P	22.75	26.961	2	52433	Structure	0F 431	25.65	2020	REPAIR_SUPERSTRUCTURE	Blue	\$768,073	98
1595	0215P	22.75	26.961	2	52433	Structure	0E1324	26.67	2015	REPAIR_CULVERT	Blue	\$195,716	70

Line	Road	From	To	Region	AADT	Asset	ElementID	Milepoint	Year	Treatment	Budget	Cost	Condition
1596	0215P	22.75	26.961	2	52433	Structure	2F 76	26.93	2020	REPLACE_STRUCTURE	Blue	\$1,095,329	86
1597	0215P	22.75	26.961	2	52433	Safety	0215P-023.00	23.50	2017	SAFETY_IMPROVEMENT	Safety	\$692,117	4
1598													
1599	0224P	0	2.087	2	4453	Pavement	224P-00334	1.04	2009	MINOR_REHAB_ASPHALT	Blue	\$400,756	83
1600	0224P	0	2.087	2	4453	Pavement	224P-00334	1.04	2017	MINOR_REHAB_ASPHALT	Blue	\$507,666	83
1601	0224P	0	2.087	2	4453	Structure	0D 838	1.40	2014	REPAIR_DECK	Blue	\$39,178	61
1602													
1603	0224P	2.087	4.029	2	6383	Pavement	224P-00542	3.06	2010	MINOR_REHAB_ASPHALT	Blue	\$432,826	81
1604	0224P	2.087	4.029	2	6383	Pavement	224P-00542	3.06	2018	MINOR_REHAB_ASPHALT	Blue	\$548,291	81
1605													
1606	0224P	4.029	5.335	2	15388	Pavement	224P-00736	4.68	2012	MAJOR_REHAB_ASPHALT	Blue	\$2,141,734	75
1607													
1608	0224P	5.335	8.7	2	24771	Pavement	224P-00867	7.02	2015	MINOR_REHAB_ASPHALT	Blue	\$2,669,910	84
1609	0224P	5.335	8.7	2	24771	Safety	0224P-008.00	8.50	2015	SAFETY_IMPROVEMENT	Safety	\$326,193	4
1610													
1611	0224P	8.7	11.597	2	27344	Pavement	224P-01204	10.15	2012	OG_SEAL	Orange	\$1,038,669	93
1612	0224P	8.7	11.597	2	27344	Pavement	224P-01204	10.15	2020	MINOR_REHAB_ASPHALT	Blue	\$1,853,176	93
1613	0224P	8.7	11.597	2	27344	Structure	0C 901	11.54	2015	PREVENTIVE_DECK	Orange	\$513,690	90
1614	0224P	8.7	11.597	2	27344	Structure	0C 901	11.54	2015	PREVENTIVE_SUBSTRUCTURE	Orange	\$256,845	90
1615													
1616	0248P	0	0.793	2	14434	Pavement	248P-00000	0.40	2015	MAJOR_REHAB_ASPHALT	Blue	\$1,172,542	81
1617	0248P	0	0.793	2	14434	Safety	0248P-000.00	0.50	2015	SAFETY_IMPROVEMENT	Safety	\$326,193	5
1618													
1619	0248P	0.793	3.125	2	11802	Pavement	248P-00079	1.96	2012	MINOR_REHAB_ASPHALT	Blue	\$1,128,144	78
1620	0248P	0.793	3.125	2	11802	Pavement	248P-00079	1.96	2020	MINOR_REHAB_ASPHALT	Blue	\$1,429,100	78
1621													
1622	0248P	3.125	14.507	2	4734	Pavement	248P-00312	8.82	2017	FUNCTIONAL_REPAIR	Orange	\$5,731,853	92
1623	0248P	3.125	14.507	2	4734	Structure	0C 751	14.19	2017	REPAIR_DECK	Blue	\$100,488	96
1624													
1625	0266P	0	2.793	2	38314	Pavement	266P-00000	1.40	2009	OG_SEAL	Orange	\$1,247,440	93
1626	0266P	0	2.793	2	38314	Pavement	266P-00000	1.40	2020	MINOR_REHAB_ASPHALT	Blue	\$2,432,041	93
1627	0266P	0	2.793	2	38314	Structure	0E1283	0.87	2015	REPAIR_CULVERT	Blue	\$195,716	90
1628	0266P	0	2.793	2	38314	Structure	0E1286	2.31	2020	REPAIR_CULVERT	Blue	\$220,280	67
1629	0266P	0	2.793	2	38314	Structure	0F 115	2.49	2020	MAJOR_REHAB_DECK	Blue	\$731,120	91
1630	0266P	0	2.793	2	38314	Structure	0F 115	2.49	2020	MAJOR_REHAB_SUBSTRUCTURE	Blue	\$417,783	91
1631	0266P	0	2.793	2	38314	Safety	0266P-000.00	0.50	2013	SAFETY_IMPROVEMENT	Safety	\$614,937	8
1632	0266P	0	2.793	2	38314	Safety	0266P-002.00	2.50	2014	SAFETY_IMPROVEMENT	Safety	\$633,385	8
1633													
1634	0266P	2.793	3.536	2	35363	Pavement	266P-00279	3.16	2013	MINOR_REHAB_ASPHALT	Blue	\$575,518	94
1635	0266P	2.793	3.536	2	35363	Safety	0266P-003.00	3.50	2013	SAFETY_IMPROVEMENT	Safety	\$614,937	8
1636													
1637	0266P	3.536	4.422	2	32991	Pavement	266P-00354	3.98	2009	MINOR_REHAB_ASPHALT	Blue	\$548,143	90

Line	Road	From	To	Region	AADT	Asset	ElementID	Milepoint	Year	Treatment	Budget	Cost	Condition
1638	0266P	3.536	4.422	2	32991	Pavement	266P-00354	3.98	2017	OG_SEAL	Orange	\$493,003	90
1639	0266P	3.536	4.422	2	32991	Structure	0E1218	3.93	2020	REPAIR_CULVERT	Blue	\$226,888	73
1640	0266P	3.536	4.422	2	32991	Safety	0266P-004.00	4.50	2013	SAFETY_IMPROVEMENT	Safety	\$614,937	8
1641													
1642	0266P	4.422	8.118	2	16075	Pavement	266P-00442	6.27	2007	MINOR_REHAB_ASPHALT	Blue	\$0	74
1643	0266P	4.422	8.118	2	16075	Pavement	266P-00442	6.27	2015	CHIP_SEAL	Orange	\$516,764	74
1644	0266P	4.422	8.118	2	16075	Structure	0F 156	8.08	2015	PREVENTIVE_DECK	Orange	\$227,576	95
1645	0266P	4.422	8.118	2	16075	Structure	0F 156	8.08	2015	PREVENTIVE_SUBSTRUCTURE	Orange	\$113,788	95
1646													
1647	0268P	0	0.631	2	32428	Pavement	268P-00000	0.32	2010	GRIND_CONCRETE	Blue	\$330,588	88
1648	0268P	0	0.631	2	32428	Structure	0C 816	0.13	2018	PREVENTIVE_DECK	Orange	\$755,244	86
1649	0268P	0	0.631	2	32428	Structure	0C 816	0.13	2018	PREVENTIVE_SUBSTRUCTURE	Orange	\$377,622	86
1650	0268P	0	0.631	2	32428	Structure	0C 806	0.51	2011	PREVENTIVE_DECK	Orange	\$1,029,161	85
1651	0268P	0	0.631	2	32428	Structure	0C 806	0.51	2011	PREVENTIVE_SUBSTRUCTURE	Orange	\$514,581	85
1652													
1653	0269P	0	0.458	2	47251	Pavement	269P-00000	0.23	2009	MAJOR_REHAB_ASPHALT	Blue	\$1,382,742	84
1654	0269P	0	0.458	2	47251	Pavement	269P-00000	0.23	2020	OG_SEAL	Orange	\$452,989	84
1655	0269P	0	0.458	2	47251	Structure	2C 871	0.00	2016	PREVENTIVE_DECK	Orange	\$901,189	95
1656	0269P	0	0.458	2	47251	Structure	2C 871	0.00	2016	PREVENTIVE_SUBSTRUCTURE	Orange	\$450,595	95
1657	0269P	0	0.458	2	47251	Structure	1C 870	0.09	2016	PREVENTIVE_DECK	Orange	\$1,695,230	95
1658	0269P	0	0.458	2	47251	Structure	1C 870	0.09	2016	PREVENTIVE_SUBSTRUCTURE	Orange	\$847,615	95
1659	0269P	0	0.458	2	47251	Structure	2F 640	0.21	2016	PREVENTIVE_DECK	Orange	\$597,972	95
1660	0269P	0	0.458	2	47251	Structure	2F 640	0.21	2016	PREVENTIVE_SUBSTRUCTURE	Orange	\$298,986	95
1661	0269P	0	0.458	2	47251	Safety	0269P-000.00	0.50	2015	SAFETY_IMPROVEMENT	Safety	\$652,387	6
1662													
1663	0269P	0.458	0.9	2	36845	Pavement	269P-00046	0.68	2009	MAJOR_REHAB_ASPHALT	Blue	\$808,413	84
1664													
1665	0269P	0.901	1.806	2	40660	Pavement	269P-00090	1.35	2009	MINOR_REHAB_ASPHALT	Blue	\$733,216	86
1666	0269P	0.901	1.806	2	40660	Pavement	269P-00090	1.35	2017	OG_SEAL	Orange	\$659,459	86
1667	0269P	0.901	1.806	2	40660	Structure	4C 874	1.65	2017	PREVENTIVE_DECK	Orange	\$10,000	95
1668	0269P	0.901	1.806	2	40660	Structure	4C 874	1.65	2017	PREVENTIVE_SUBSTRUCTURE	Orange	\$10,000	95
1669	0269P	0.901	1.806	2	40660	Structure	4F 641	1.66	2017	PREVENTIVE_DECK	Orange	\$1,046,353	95
1670	0269P	0.901	1.806	2	40660	Structure	4F 641	1.66	2017	PREVENTIVE_SUBSTRUCTURE	Orange	\$523,177	95
1671													
1672	0270P	0	0.007	2	23655	Pavement	270P-00000	0.00	2011	FUNCTIONAL_REPAIR	Orange	\$308,595	85
1673	0270P	0	0.007	2	23655	Pavement	270P-00000	0.00	2020	CHIP_SEAL	Orange	\$125,827	85
1674													
1675	0270P	0.007	0.75	2	23655	Pavement	270P-00001	0.38	2009	MINOR_REHAB_ASPHALT	Blue	\$529,211	85
1676	0270P	0.007	0.75	2	23655	Pavement	270P-00001	0.38	2017	CHIP_SEAL	Orange	\$167,597	85
1677	0270P	0.007	0.75	2	23655	Structure	2C 400	0.60	2014	PREVENTIVE_DECK	Orange	\$57,678	80
1678	0270P	0.007	0.75	2	23655	Structure	2C 400	0.60	2014	PREVENTIVE_SUBSTRUCTURE	Orange	\$28,839	80
1679	0270P	0.007	0.75	2	23655	Structure	2C 400	0.60	2014	PREVENTIVE_SUPERSTRUCTURE	Orange	\$192,259	80

Line	Road	From	To	Region	AADT	Asset	ElementID	Milepoint	Year	Treatment	Budget	Cost	Condition
REGION THREE													
1	0006P	107.512	111.188	3	2515	Pavement	006P-10746	109.35	2012	CHIP_SEAL	Orange	\$239,059	91
2													
3	0006P	111.188	115.184	3	2515	Pavement	006P-11119	113.19	2012	FUNCTIONAL_REPAIR	Orange	\$824,924	85
4													
5	0006P	115.184	132.136	3	1849	Pavement	006P-11518	123.66	2011	MINOR_REHAB_ASPHALT	Blue	\$4,123,718	87
6	0006P	115.184	132.136	3	1849	Pavement	006P-11518	123.66	2019	CHIP_SEAL	Orange	\$1,305,951	87
7													
8	0006P	132.136	139.738	3	1412	Pavement	006P-13214	135.94	2010	FUNCTIONAL_REPAIR	Orange	\$1,406,999	81
9	0006P	132.136	139.738	3	1412	Pavement	006P-13214	135.94	2018	MINOR_REHAB_ASPHALT	Blue	\$2,227,930	81
10													
11	0006P	139.738	140.978	3	2374	Pavement	006P-13974	140.36	2010	MINOR_REHAB_ASPHALT	Blue	\$345,112	76
12													
13	0006P	140.978	149.877	3	1445	Pavement	006P-14098	145.43	2010	CHIP_SEAL	Orange	\$571,022	93
14	0006P	140.978	149.877	3	1445	Pavement	006P-14098	145.43	2020	MINOR_REHAB_ASPHALT	Blue	\$3,069,625	93
15													
16	0006P	149.877	159.022	3	2902	Pavement	006P-14988	154.45	2010	MINOR_REHAB_ASPHALT	Blue	\$2,483,171	91
17	0006P	149.877	159.022	3	2902	Structure	0F 722	158.75	2014	PREVENTIVE_DECK	Orange	\$64,931	93
18	0006P	149.877	159.022	3	2902	Structure	0F 722	158.75	2014	PREVENTIVE_SUBSTRUCTURE	Orange	\$32,465	93
19													
20	0006P	159.022	160.023	3	6529	Pavement	006P-15902	159.52	2012	CHIP_SEAL	Orange	\$109,346	94
21	0006P	159.022	160.023	3	6529	Pavement	006P-15902	159.52	2020	MINOR_REHAB_ASPHALT	Blue	\$554,067	94
22													
23	0006P	173.424	178.705	3	13716	Pavement	006P-16056	176.06	2010	CHIP_SEAL	Orange	\$740,262	93
24	0006P	173.424	178.705	3	13716	Pavement	006P-16056	176.06	2018	MINOR_REHAB_ASPHALT	Blue	\$3,750,966	93
25	0006P	173.424	178.705	3	13716	Structure	0F 263	174.42	2011	PREVENTIVE_DECK	Orange	\$71,875	89
26	0006P	173.424	178.705	3	13716	Structure	0F 263	174.42	2011	PREVENTIVE_SUBSTRUCTURE	Orange	\$35,938	89
27	0006P	173.424	178.705	3	13716	Structure	0C 679	177.87	2011	PREVENTIVE_DECK	Orange	\$155,318	92
28	0006P	173.424	178.705	3	13716	Structure	0C 679	177.87	2011	PREVENTIVE_SUBSTRUCTURE	Orange	\$77,659	92
29	0006P	173.424	178.705	3	13716	Structure	0D 833	178.57	2014	PREVENTIVE_DECK	Orange	\$10,000	78
30	0006P	173.424	178.705	3	13716	Structure	0D 833	178.57	2014	PREVENTIVE_SUBSTRUCTURE	Orange	\$10,000	78
31	0006P	173.424	178.705	3	13716	Safety	0006P-173.42	173.92	2014	SAFETY_IMPROVEMENT	Safety	\$316,693	5
32													
33	0006P	178.705	179.435	3	9169	Pavement	006P-16584	179.07	2007	MINOR_REHAB_ASPHALT	Blue	\$0	80
34	0006P	178.705	179.435	3	9169	Pavement	006P-16584	179.07	2020	MAJOR_REHAB_ASPHALT	Blue	\$1,106,064	80
35													
36	0006P	179.435	182.586	3	9405	Pavement	006P-16657	181.01	2007	MINOR_REHAB_ASPHALT	Blue	\$0	71
37													
38	0006P	182.586	190.736	3	8698	Pavement	006P-16972	186.66	2010	CHIP_SEAL	Orange	\$1,021,120	93
39	0006P	182.586	190.736	3	8698	Pavement	006P-16972	186.66	2019	MINOR_REHAB_ASPHALT	Blue	\$5,329,320	93
40													
41	0006P	190.736	197.761	3	6600	Pavement	006P-17787	194.25	2010	MINOR_REHAB_ASPHALT	Blue	\$2,549,179	88

Line	Road	From	To	Region	AADT	Asset	ElementID	Milepoint	Year	Treatment	Budget	Cost	Condition
42													
43	0006P	197.761	202.126	3	6600	Pavement	006P-18489	199.94	2006	RECONSTRUCT ASPHALT	Blue	\$0	92
44	0006P	197.761	202.126	3	6600	Pavement	006P-18489	199.94	2017	CHIP SEAL	Orange	\$565,311	92
45	0006P	197.761	202.126	3	6600	Structure	0C 287	200.73	2016	PREVENTIVE_DECK	Orange	\$167,036	95
46	0006P	197.761	202.126	3	6600	Structure	0C 287	200.73	2016	PREVENTIVE_SUBSTRUCTURE	Orange	\$83,518	95
47													
48	0015N	194.137	200.436	3	12097	Pavement	015N-19459	197.29	2007	MINOR_REHAB_CONCRETE	Blue	\$0	64
49	0015N	194.137	200.436	3	12097	Structure	3F 438	194.14	2011	PREVENTIVE_DECK	Orange	\$28,189	98
50	0015N	194.137	200.436	3	12097	Structure	3F 438	194.14	2011	PREVENTIVE_SUBSTRUCTURE	Orange	\$14,094	98
51													
52	0015N	200.436	210.473	3	11982	Pavement	015N-20044	205.45	2016	MINOR_REHAB ASPHALT	Blue	\$3,445,447	90
53	0015N	200.436	210.473	3	11982	Structure	3F 435	206.56	2011	PREVENTIVE_DECK	Orange	\$42,002	97
54	0015N	200.436	210.473	3	11982	Structure	3F 435	206.56	2011	PREVENTIVE_SUBSTRUCTURE	Orange	\$21,001	97
55	0015N	200.436	210.473	3	11982	Structure	3F 406	206.92	2014	PREVENTIVE_DECK	Orange	\$96,457	98
56	0015N	200.436	210.473	3	11982	Structure	3F 406	206.92	2014	PREVENTIVE_SUBSTRUCTURE	Orange	\$48,228	98
57													
58	0015N	210.473	223.305	3	11732	Pavement	015N-21047	216.89	2010	GRIND_CONCRETE	Blue	\$2,504,615	90
59	0015N	210.473	223.305	3	11732	Structure	3F 454	211.10	2016	PREVENTIVE_DECK	Orange	\$35,282	95
60	0015N	210.473	223.305	3	11732	Structure	3F 454	211.10	2016	PREVENTIVE_SUBSTRUCTURE	Orange	\$17,641	95
61	0015N	210.473	223.305	3	11732	Structure	3F 433	213.05	2016	PREVENTIVE_DECK	Orange	\$38,537	95
62	0015N	210.473	223.305	3	11732	Structure	3F 433	213.05	2016	PREVENTIVE_SUBSTRUCTURE	Orange	\$19,268	95
63	0015N	210.473	223.305	3	11732	Structure	3F 453	215.14	2016	PREVENTIVE_DECK	Orange	\$36,324	95
64	0015N	210.473	223.305	3	11732	Structure	3F 453	215.14	2016	PREVENTIVE_SUBSTRUCTURE	Orange	\$18,162	95
65	0015N	210.473	223.305	3	11732	Structure	3F 437	217.00	2016	PREVENTIVE_DECK	Orange	\$41,792	95
66	0015N	210.473	223.305	3	11732	Structure	3F 437	217.00	2016	PREVENTIVE_SUBSTRUCTURE	Orange	\$20,896	95
67	0015N	210.473	223.305	3	11732	Structure	3F 434	219.07	2016	PREVENTIVE_DECK	Orange	\$49,733	95
68	0015N	210.473	223.305	3	11732	Structure	3F 434	219.07	2016	PREVENTIVE_SUBSTRUCTURE	Orange	\$24,867	95
69	0015N	210.473	223.305	3	11732	Structure	3F 429	222.14	2016	PREVENTIVE_DECK	Orange	\$61,711	95
70	0015N	210.473	223.305	3	11732	Structure	3F 429	222.14	2016	PREVENTIVE_SUBSTRUCTURE	Orange	\$30,856	95
71	0015N	210.473	223.305	3	11732	Structure	3F 448	222.68	2016	PREVENTIVE_DECK	Orange	\$214,296	95
72	0015N	210.473	223.305	3	11732	Structure	3F 448	222.68	2016	PREVENTIVE_SUBSTRUCTURE	Orange	\$107,148	95
73													
74	0015N	223.305	230.622	3	17396	Pavement	015N-22330	226.96	2006	MINOR_REHAB_CONCRETE	Blue	\$0	87
75													
76	0015N	230.622	239.697	3	22414	Pavement	015N-23062	235.16	2017	MINOR_REHAB ASPHALT	Blue	\$3,362,027	94
77	0015N	230.622	239.697	3	22414	Structure	3C 610	231.17	2009	PREVENTIVE_DECK	Orange	\$37,156	97
78	0015N	230.622	239.697	3	22414	Structure	3C 610	231.17	2009	PREVENTIVE_SUBSTRUCTURE	Orange	\$18,578	97
79	0015N	230.622	239.697	3	22414	Structure	3C 607	233.10	2015	REPAIR_DECK	Blue	\$148,520	97
80	0015N	230.622	239.697	3	22414	Structure	3C 607	233.10	2015	REPAIR_SUBSTRUCTURE	Blue	\$99,013	97
81	0015N	230.622	239.697	3	22414	Structure	3C 607	233.10	2015	REPAIR_SUPERSTRUCTURE	Blue	\$247,533	97
82	0015N	230.622	239.697	3	22414	Structure	3C 606	235.18	2010	PREVENTIVE_DECK	Orange	\$37,399	95
83	0015N	230.622	239.697	3	22414	Structure	3C 606	235.18	2010	PREVENTIVE_SUBSTRUCTURE	Orange	\$18,699	95

Line	Road	From	To	Region	AADT	Asset	ElementID	Milepoint	Year	Treatment	Budget	Cost	Condition
84	0015N	230.622	239.697	3	22414	Structure	3C 608	238.27	2010	PREVENTIVE_DECK	Orange	\$37,835	95
85	0015N	230.622	239.697	3	22414	Structure	3C 608	238.27	2010	PREVENTIVE_SUBSTRUCTURE	Orange	\$18,917	95
86													
87	0015N	239.697	242.042	3	22719	Pavement	015N-23970	240.87	2015	MINOR_REHAB_ASPHALT	Blue	\$827,466	91
88	0015N	239.697	242.042	3	22719	Structure	3C 609	241.38	2010	PREVENTIVE_DECK	Orange	\$38,380	96
89	0015N	239.697	242.042	3	22719	Structure	3C 609	241.38	2010	PREVENTIVE_SUBSTRUCTURE	Orange	\$19,190	96
90													
91	0015N	242.042	245.184	3	22719	Pavement	015N-24204	243.61	2015	FUNCTIONAL_REPAIR	Orange	\$885,918	92
92	0015N	242.042	245.184	3	22719	Structure	3F 197	242.46	2011	PREVENTIVE_DECK	Orange	\$48,516	96
93	0015N	242.042	245.184	3	22719	Structure	3F 197	242.46	2011	PREVENTIVE_SUBSTRUCTURE	Orange	\$24,258	96
94	0015N	242.042	245.184	3	22719	Structure	3C 763	243.88	2013	REPAIR_DECK	Blue	\$118,846	95
95													
96	0015N	245.184	247.961	3	25935	Pavement	015N-24518	246.57	2015	MINOR_REHAB_ASPHALT	Blue	\$978,883	91
97													
98	0015N	247.961	252.994	3	30024	Pavement	015N-24796	250.48	2012	OG_SEAL	Orange	\$1,125,350	92
99	0015N	247.961	252.994	3	30024	Structure	3F 129	249.91	2016	PREVENTIVE_DECK	Orange	\$71,085	95
100	0015N	247.961	252.994	3	30024	Structure	3F 129	249.91	2016	PREVENTIVE_SUBSTRUCTURE	Orange	\$35,542	95
101	0015N	247.961	252.994	3	30024	Structure	3F 130	250.33	2012	REPAIR_DECK	Blue	\$160,249	95
102	0015N	247.961	252.994	3	30024	Structure	3F 130	250.33	2012	REPAIR_SUBSTRUCTURE	Blue	\$106,833	95
103	0015N	247.961	252.994	3	30024	Structure	3F 130	250.33	2012	REPAIR_SUPERSTRUCTURE	Blue	\$267,081	95
104													
105	0015N	252.994	254.674	3	39608	Pavement	015N-25299	253.83	2014	MAJOR_REHAB_ASPHALT	Blue	\$1,679,895	72
106													
107	0015N	254.674	257.704	3	39784	Pavement	015N-25467	256.19	2012	OG_SEAL	Orange	\$828,320	92
108	0015N	254.674	257.704	3	39784	Structure	3F 102	255.21	2009	PREVENTIVE_DECK	Orange	\$34,616	96
109	0015N	254.674	257.704	3	39784	Structure	3F 102	255.21	2009	PREVENTIVE_SUBSTRUCTURE	Orange	\$17,308	96
110	0015N	254.674	257.704	3	39784	Structure	3F 103	255.66	2009	PREVENTIVE_DECK	Orange	\$56,105	95
111	0015N	254.674	257.704	3	39784	Structure	3F 103	255.66	2009	PREVENTIVE_SUBSTRUCTURE	Orange	\$28,052	95
112	0015N	254.674	257.704	3	39784	Structure	3F 103	255.66	2019	REPAIR_DECK	Blue	\$188,500	95
113	0015N	254.674	257.704	3	39784	Structure	3F 103	255.66	2019	REPAIR_SUBSTRUCTURE	Blue	\$125,667	95
114	0015N	254.674	257.704	3	39784	Structure	3F 103	255.66	2019	REPAIR_SUPERSTRUCTURE	Blue	\$314,167	95
115	0015N	254.674	257.704	3	39784	Structure	3C 471	257.00	2012	REPLACE_DECK	Blue	\$734,337	96
116	0015N	254.674	257.704	3	39784	Structure	3C 471	257.00	2020	PREVENTIVE_DECK	Orange	\$85,868	96
117	0015N	254.674	257.704	3	39784	Structure	3C 471	257.00	2020	PREVENTIVE_SUBSTRUCTURE	Orange	\$42,934	96
118	0015N	254.674	257.704	3	39784	Structure	3F 90	257.30	2009	PREVENTIVE_DECK	Orange	\$47,636	94
119	0015N	254.674	257.704	3	39784	Structure	3F 90	257.30	2009	PREVENTIVE_SUBSTRUCTURE	Orange	\$23,818	94
120	0015N	254.674	257.704	3	39784	Structure	3F 90	257.30	2019	REPAIR_DECK	Blue	\$160,047	94
121	0015N	254.674	257.704	3	39784	Structure	3F 90	257.30	2019	REPAIR_SUBSTRUCTURE	Blue	\$106,698	94
122	0015N	254.674	257.704	3	39784	Structure	3F 90	257.30	2019	REPAIR_SUPERSTRUCTURE	Blue	\$266,746	94
123													
124	0015N	257.704	260.52	3	68669	Pavement	015N-25770	259.11	2015	MINOR_REHAB_ASPHALT	Blue	\$1,547,291	95
125	0015N	257.704	260.52	3	68669	Structure	3C 469	257.96	2016	PREVENTIVE_DECK	Orange	\$138,134	95

Line	Road	From	To	Region	AADT	Asset	ElementID	Milepoint	Year	Treatment	Budget	Cost	Condition
126	0015N	257.704	260.52	3	68669	Structure	3C 469	257.96	2016	PREVENTIVE_SUBSTRUCTURE	Orange	\$69,067	95
127	0015N	257.704	260.52	3	68669	Structure	3C 466	258.35	2016	PREVENTIVE_DECK	Orange	\$110,012	95
128	0015N	257.704	260.52	3	68669	Structure	3C 466	258.35	2016	PREVENTIVE_SUBSTRUCTURE	Orange	\$55,006	95
129													
130	0015N	260.52	262.369	3	79981	Pavement	015N-26052	261.44	2011	OG_SEAL	Orange	\$735,299	96
131													
132	0015N	262.369	266.14	3	75488	Pavement	015N-26237	264.25	2011	OG_SEAL	Orange	\$1,242,892	94
133	0015N	262.369	266.14	3	75488	Structure	3C 363	265.86	2013	REPLACE_STRUCTURE	Blue	\$2,586,620	76
134	0015N	262.369	266.14	3	75488	Structure	3C 362	265.87	2016	PREVENTIVE_DECK	Orange	\$89,312	95
135	0015N	262.369	266.14	3	75488	Structure	3C 362	265.87	2016	PREVENTIVE_SUBSTRUCTURE	Orange	\$44,656	95
136	0015N	262.369	266.14	3	75488	Structure	3C 362	265.87	2016	PREVENTIVE_SUPERSTRUCTURE	Orange	\$297,706	95
137													
138	0015N	266.14	268.41	3	86954	Pavement	015N-26614	267.28	2014	MINOR_REHAB_ASPHALT	Blue	\$1,251,655	92
139	0015N	266.14	268.41	3	86954	Structure	3C 359	266.23	2014	PREVENTIVE_DECK	Orange	\$74,340	95
140	0015N	266.14	268.41	3	86954	Structure	3C 359	266.23	2014	PREVENTIVE_SUBSTRUCTURE	Orange	\$37,170	95
141	0015N	266.14	268.41	3	86954	Structure	3C 359	266.23	2014	PREVENTIVE_SUPERSTRUCTURE	Orange	\$247,799	95
142	0015N	266.14	268.41	3	86954	Structure	3F 17	266.63	2014	REPLACE_STRUCTURE	Blue	\$2,064,846	81
143	0015N	266.14	268.41	3	86954	Structure	3C 358	266.78	2014	PREVENTIVE_DECK	Orange	\$159,485	95
144	0015N	266.14	268.41	3	86954	Structure	3C 358	266.78	2014	PREVENTIVE_SUBSTRUCTURE	Orange	\$79,743	95
145	0015N	266.14	268.41	3	86954	Structure	3C 358	266.78	2014	PREVENTIVE_SUPERSTRUCTURE	Orange	\$531,617	95
146	0015N	266.14	268.41	3	86954	Structure	3C 357	266.88	2014	PREVENTIVE_DECK	Orange	\$158,183	95
147	0015N	266.14	268.41	3	86954	Structure	3C 357	266.88	2014	PREVENTIVE_SUBSTRUCTURE	Orange	\$79,092	95
148	0015N	266.14	268.41	3	86954	Structure	3C 357	266.88	2014	PREVENTIVE_SUPERSTRUCTURE	Orange	\$527,278	95
149	0015N	266.14	268.41	3	86954	Structure	3C 356	267.89	2014	REPLACE_STRUCTURE	Blue	\$2,205,887	81
150													
151	0015N	268.41	272.275	3	104995	Pavement	015N-26842	270.34	2009	FUNCTIONAL_REPAIR	Orange	\$1,242,249	85
152	0015N	268.41	272.275	3	104995	Pavement	015N-26842	270.34	2017	OG_SEAL	Orange	\$1,396,609	85
153	0015N	268.41	272.275	3	104995	Structure	3F 16	270.18	2014	MAJOR_REHAB_SUBSTRUCTURE	Blue	\$239,710	92
154	0015N	268.41	272.275	3	104995	Structure	3F 15	270.68	2009	PREVENTIVE_DECK	Orange	\$75,265	93
155	0015N	268.41	272.275	3	104995	Structure	3F 15	270.68	2009	PREVENTIVE_SUBSTRUCTURE	Orange	\$37,633	93
156	0015N	268.41	272.275	3	104995	Structure	3F 15	270.68	2017	REPAIR_DECK	Blue	\$245,510	93
157	0015N	268.41	272.275	3	104995	Structure	3F 15	270.68	2017	REPAIR_SUBSTRUCTURE	Blue	\$163,673	93
158	0015N	268.41	272.275	3	104995	Structure	3F 15	270.68	2017	REPAIR_SUPERSTRUCTURE	Blue	\$409,183	93
159	0015N	268.41	272.275	3	104995	Structure	3F 14	271.18	2013	REPAIR_DECK	Blue	\$263,309	94
160	0015N	268.41	272.275	3	104995	Structure	3F 14	271.18	2013	REPAIR_SUBSTRUCTURE	Blue	\$175,539	94
161	0015N	268.41	272.275	3	104995	Structure	3F 14	271.18	2013	REPAIR_SUPERSTRUCTURE	Blue	\$438,848	94
162													
163	0015N	272.275	277.251	3	106774	Pavement	015N-27227	274.76	2012	MAJOR_REHAB_ASPHALT	Blue	\$6,206,360	87
164	0015N	272.275	277.251	3	106774	Structure	3C 353	272.82	2016	PREVENTIVE_DECK	Orange	\$133,317	95
165	0015N	272.275	277.251	3	106774	Structure	3C 353	272.82	2016	PREVENTIVE_SUBSTRUCTURE	Orange	\$66,658	95
166	0015N	272.275	277.251	3	106774	Structure	3C 353	272.82	2016	PREVENTIVE_SUPERSTRUCTURE	Orange	\$444,389	95
167	0015N	272.275	277.251	3	106774	Structure	3C 352	273.21	2016	PREVENTIVE_DECK	Orange	\$206,224	95

Line	Road	From	To	Region	AADT	Asset	ElementID	Milepoint	Year	Treatment	Budget	Cost	Condition
168	0015N	272.275	277.251	3	106774	Structure	3C 352	273.21	2016	PREVENTIVE_SUBSTRUCTURE	Orange	\$103,112	95
169	0015N	272.275	277.251	3	106774	Structure	3C 352	273.21	2016	PREVENTIVE_SUPERSTRUCTURE	Orange	\$687,414	95
170	0015N	272.275	277.251	3	106774	Structure	3C 346	277.16	2016	PREVENTIVE_DECK	Orange	\$104,544	95
171	0015N	272.275	277.251	3	106774	Structure	3C 346	277.16	2016	PREVENTIVE_SUBSTRUCTURE	Orange	\$52,272	95
172	0015N	272.275	277.251	3	106774	Structure	3C 346	277.16	2016	PREVENTIVE_SUPERSTRUCTURE	Orange	\$348,481	95
173													
174	0015N	277.251	283.158	3	95780	Pavement	015N-27725	280.20	2014	MINOR_REHAB_ASPHALT	Blue	\$3,380,384	93
175	0015N	277.251	283.158	3	95780	Structure	3C 783	279.74	2014	PREVENTIVE_DECK	Orange	\$157,923	95
176	0015N	277.251	283.158	3	95780	Structure	3C 783	279.74	2014	PREVENTIVE_SUBSTRUCTURE	Orange	\$78,961	95
177	0015N	277.251	283.158	3	95780	Structure	3C 783	279.74	2014	PREVENTIVE_SUPERSTRUCTURE	Orange	\$526,410	95
178	0015N	277.251	283.158	3	95780	Structure	3C 343	280.03	2014	REPLACE_STRUCTURE	Blue	\$5,495,921	75
179	0015N	277.251	283.158	3	95780	Structure	3F 9	280.81	2009	PREVENTIVE_DECK	Orange	\$62,033	92
180	0015N	277.251	283.158	3	95780	Structure	3F 9	280.81	2009	PREVENTIVE_SUBSTRUCTURE	Orange	\$31,016	92
181	0015N	277.251	283.158	3	95780	Structure	3F 9	280.81	2014	REPAIR_DECK	Blue	\$196,453	92
182	0015N	277.251	283.158	3	95780	Structure	3F 9	280.81	2014	REPAIR_SUBSTRUCTURE	Blue	\$130,969	92
183	0015N	277.251	283.158	3	95780	Structure	3F 9	280.81	2014	REPAIR_SUPERSTRUCTURE	Blue	\$327,422	92
184	0015N	277.251	283.158	3	95780	Structure	3C 342	281.33	2014	PREVENTIVE_DECK	Orange	\$104,544	95
185	0015N	277.251	283.158	3	95780	Structure	3C 342	281.33	2014	PREVENTIVE_SUBSTRUCTURE	Orange	\$52,272	95
186	0015N	277.251	283.158	3	95780	Structure	3C 342	281.33	2014	PREVENTIVE_SUPERSTRUCTURE	Orange	\$348,481	95
187	0015N	277.251	283.158	3	95780	Structure	3C 341	281.67	2014	PREVENTIVE_DECK	Orange	\$243,069	95
188	0015N	277.251	283.158	3	95780	Structure	3C 341	281.67	2014	PREVENTIVE_SUBSTRUCTURE	Orange	\$121,534	95
189	0015N	277.251	283.158	3	95780	Structure	3C 341	281.67	2014	PREVENTIVE_SUPERSTRUCTURE	Orange	\$810,228	95
190	0015N	277.251	283.158	3	95780	Structure	3C 340	282.33	2014	PREVENTIVE_DECK	Orange	\$118,996	95
191	0015N	277.251	283.158	3	95780	Structure	3C 340	282.33	2014	PREVENTIVE_SUBSTRUCTURE	Orange	\$59,498	95
192	0015N	277.251	283.158	3	95780	Structure	3C 340	282.33	2014	PREVENTIVE_SUPERSTRUCTURE	Orange	\$396,652	95
193													
194	0015N	283.158	285.092	3	108233	Pavement	015N-28316	284.13	2014	MINOR_REHAB_ASPHALT	Blue	\$1,133,909	94
195	0015N	283.158	285.092	3	108233	Structure	3F 312	284.06	2014	PREVENTIVE_DECK	Orange	\$172,765	95
196	0015N	283.158	285.092	3	108233	Structure	3F 312	284.06	2014	PREVENTIVE_SUBSTRUCTURE	Orange	\$86,382	95
197													
198	0015N	285.092	285.926	3	108233	Pavement	015N-28509	285.51	2006	RECONSTRUCT_ASPHALT	Blue	\$0	88
199	0015N	285.092	285.926	3	108233	Pavement	015N-28509	285.51	2017	OG_SEAL	Orange	\$495,311	88
200													
201	0015P	194.137	200.436	3	12097	Pavement	015P-19459	197.29	2007	MINOR_REHAB_CONCRETE	Blue	\$0	64
202	0015P	194.137	200.436	3	12097	Structure	1F 432	200.01	2011	PREVENTIVE_DECK	Orange	\$55,479	98
203	0015P	194.137	200.436	3	12097	Structure	1F 432	200.01	2011	PREVENTIVE_SUBSTRUCTURE	Orange	\$27,739	98
204	0015P	194.137	200.436	3	12097	Safety	0015P-195.00	195.50	2017	SAFETY_IMPROVEMENT	Safety	\$346,058	4
205	0015P	194.137	200.436	3	12097	Safety	0015P-198.00	198.50	2015	SAFETY_IMPROVEMENT	Safety	\$326,193	5
206													
207	0015P	200.436	210.473	3	11982	Pavement	015P-20044	205.45	2016	MINOR_REHAB_ASPHALT	Blue	\$3,445,447	90
208	0015P	200.436	210.473	3	11982	Structure	0F 440	202.16	2011	PREVENTIVE_DECK	Orange	\$101,748	99
209	0015P	200.436	210.473	3	11982	Structure	0F 440	202.16	2011	PREVENTIVE_SUBSTRUCTURE	Orange	\$50,874	99

Line	Road	From	To	Region	AADT	Asset	ElementID	Milepoint	Year	Treatment	Budget	Cost	Condition
210	0015P	200.436	210.473	3	11982	Structure	0F 440	202.16	2019	REPAIR_DECK	Blue	\$322,229	99
211	0015P	200.436	210.473	3	11982	Structure	0F 440	202.16	2019	REPAIR_SUBSTRUCTURE	Blue	\$214,819	99
212	0015P	200.436	210.473	3	11982	Structure	1F 435	206.56	2011	PREVENTIVE_DECK	Orange	\$42,002	97
213	0015P	200.436	210.473	3	11982	Structure	1F 435	206.56	2011	PREVENTIVE_SUBSTRUCTURE	Orange	\$21,001	97
214	0015P	200.436	210.473	3	11982	Structure	1F 406	206.94	2011	PREVENTIVE_DECK	Orange	\$119,605	97
215	0015P	200.436	210.473	3	11982	Structure	1F 406	206.94	2011	PREVENTIVE_SUBSTRUCTURE	Orange	\$59,802	97
216	0015P	200.436	210.473	3	11982	Safety	0015P-208.00	208.50	2017	SAFETY_IMPROVEMENT	Safety	\$346,058	4
217													
218	0015P	210.473	223.305	3	11732	Pavement	015P-21047	216.89	2010	GRIND_CONCRETE	Blue	\$2,504,615	90
219	0015P	210.473	223.305	3	11732	Structure	1F 454	211.08	2016	PREVENTIVE_DECK	Orange	\$35,282	95
220	0015P	210.473	223.305	3	11732	Structure	1F 454	211.08	2016	PREVENTIVE_SUBSTRUCTURE	Orange	\$17,641	95
221	0015P	210.473	223.305	3	11732	Structure	1F 433	213.03	2016	PREVENTIVE_DECK	Orange	\$38,537	95
222	0015P	210.473	223.305	3	11732	Structure	1F 433	213.03	2016	PREVENTIVE_SUBSTRUCTURE	Orange	\$19,268	95
223	0015P	210.473	223.305	3	11732	Structure	1F 453	215.12	2016	PREVENTIVE_DECK	Orange	\$36,324	95
224	0015P	210.473	223.305	3	11732	Structure	1F 453	215.12	2016	PREVENTIVE_SUBSTRUCTURE	Orange	\$18,162	95
225	0015P	210.473	223.305	3	11732	Structure	1F 437	216.99	2016	PREVENTIVE_DECK	Orange	\$41,792	95
226	0015P	210.473	223.305	3	11732	Structure	1F 437	216.99	2016	PREVENTIVE_SUBSTRUCTURE	Orange	\$20,896	95
227	0015P	210.473	223.305	3	11732	Structure	1F 434	219.05	2016	PREVENTIVE_DECK	Orange	\$49,733	95
228	0015P	210.473	223.305	3	11732	Structure	1F 434	219.05	2016	PREVENTIVE_SUBSTRUCTURE	Orange	\$24,867	95
229	0015P	210.473	223.305	3	11732	Structure	1F 429	222.15	2016	PREVENTIVE_DECK	Orange	\$61,711	95
230	0015P	210.473	223.305	3	11732	Structure	1F 429	222.15	2016	PREVENTIVE_SUBSTRUCTURE	Orange	\$30,856	95
231	0015P	210.473	223.305	3	11732	Structure	1F 450	222.64	2016	PREVENTIVE_DECK	Orange	\$81,110	95
232	0015P	210.473	223.305	3	11732	Structure	1F 450	222.64	2016	PREVENTIVE_SUBSTRUCTURE	Orange	\$40,555	95
233	0015P	210.473	223.305	3	11732	Structure	1F 449	222.65	2016	PREVENTIVE_DECK	Orange	\$120,558	95
234	0015P	210.473	223.305	3	11732	Structure	1F 449	222.65	2016	PREVENTIVE_SUBSTRUCTURE	Orange	\$60,279	95
235	0015P	210.473	223.305	3	11732	Safety	0015P-213.00	213.50	2015	SAFETY_IMPROVEMENT	Safety	\$326,193	5
236													
237	0015P	223.305	230.622	3	17396	Pavement	015P-22330	226.96	2006	MINOR_REHAB_CONCRETE	Blue	\$0	87
238	0015P	223.305	230.622	3	17396	Structure	1C 718	225.84	2019	PREVENTIVE_DECK	Orange	\$82,656	95
239	0015P	223.305	230.622	3	17396	Structure	1C 718	225.84	2019	PREVENTIVE_SUBSTRUCTURE	Orange	\$41,328	95
240	0015P	223.305	230.622	3	17396	Structure	1C 718	225.84	2019	PREVENTIVE_SUPERSTRUCTURE	Orange	\$275,519	95
241	0015P	223.305	230.622	3	17396	Structure	1F 443	226.29	2016	PREVENTIVE_DECK	Orange	\$53,118	95
242	0015P	223.305	230.622	3	17396	Structure	1F 443	226.29	2016	PREVENTIVE_SUBSTRUCTURE	Orange	\$26,559	95
243	0015P	223.305	230.622	3	17396	Safety	0015P-225.00	225.50	2013	SAFETY_IMPROVEMENT	Safety	\$307,468	6
244	0015P	223.305	230.622	3	17396	Safety	0015P-228.00	228.50	2012	SAFETY_IMPROVEMENT	Safety	\$298,513	6
245													
246	0015P	230.622	239.697	3	22414	Pavement	015P-23062	235.16	2017	MINOR_REHAB ASPHALT	Blue	\$3,362,027	94
247	0015P	230.622	239.697	3	22414	Structure	1C 610	231.19	2009	PREVENTIVE_DECK	Orange	\$37,156	96
248	0015P	230.622	239.697	3	22414	Structure	1C 610	231.19	2009	PREVENTIVE_SUBSTRUCTURE	Orange	\$18,578	96
249	0015P	230.622	239.697	3	22414	Structure	1C 610	231.19	2017	REPAIR_DECK	Blue	\$117,671	96
250	0015P	230.622	239.697	3	22414	Structure	1C 610	231.19	2017	REPAIR_SUBSTRUCTURE	Blue	\$78,447	96
251	0015P	230.622	239.697	3	22414	Structure	0F 325	232.17	2009	PREVENTIVE_DECK	Orange	\$88,180	94

Line	Road	From	To	Region	AADT	Asset	ElementID	Milepoint	Year	Treatment	Budget	Cost	Condition
252	0015P	230.622	239.697	3	22414	Structure	0F 325	232.17	2009	PREVENTIVE_SUBSTRUCTURE	Orange	\$44,090	94
253	0015P	230.622	239.697	3	22414	Structure	0F 325	232.17	2017	REPAIR_DECK	Blue	\$287,636	94
254	0015P	230.622	239.697	3	22414	Structure	0F 325	232.17	2017	REPAIR_SUBSTRUCTURE	Blue	\$191,758	94
255	0015P	230.622	239.697	3	22414	Structure	0F 325	232.17	2017	REPAIR_SUPERSTRUCTURE	Blue	\$479,394	94
256	0015P	230.622	239.697	3	22414	Structure	1C 607	233.10	2010	PREVENTIVE_DECK	Orange	\$51,246	98
257	0015P	230.622	239.697	3	22414	Structure	1C 607	233.10	2010	PREVENTIVE_SUBSTRUCTURE	Orange	\$25,623	98
258	0015P	230.622	239.697	3	22414	Structure	1C 606	235.18	2017	REPAIR_DECK	Blue	\$108,388	95
259	0015P	230.622	239.697	3	22414	Structure	1C 606	235.18	2017	REPAIR_SUBSTRUCTURE	Blue	\$72,259	95
260	0015P	230.622	239.697	3	22414	Structure	1C 606	235.18	2017	REPAIR_SUPERSTRUCTURE	Blue	\$180,647	95
261	0015P	230.622	239.697	3	22414	Structure	1C 608	238.27	2017	REPAIR_DECK	Blue	\$109,652	95
262	0015P	230.622	239.697	3	22414	Structure	1C 608	238.27	2017	REPAIR_SUBSTRUCTURE	Blue	\$73,101	95
263	0015P	230.622	239.697	3	22414	Structure	1C 608	238.27	2017	REPAIR_SUPERSTRUCTURE	Blue	\$182,753	95
264													
265	0015P	239.697	242.042	3	22719	Pavement	015P-23970	240.87	2015	MINOR_REHAB ASPHALT	Blue	\$827,466	91
266	0015P	239.697	242.042	3	22719	Structure	1C 609	241.38	2010	PREVENTIVE_DECK	Orange	\$38,380	96
267	0015P	239.697	242.042	3	22719	Structure	1C 609	241.38	2010	PREVENTIVE_SUBSTRUCTURE	Orange	\$19,190	96
268	0015P	239.697	242.042	3	22719	Safety	0015P-241.00	241.50	2013	SAFETY_IMPROVEMENT	Safety	\$307,468	5
269													
270	0015P	242.042	245.184	3	22719	Pavement	015P-24204	243.61	2015	FUNCTIONAL_REPAIR	Orange	\$885,918	92
271	0015P	242.042	245.184	3	22719	Structure	1F 197	242.46	2011	PREVENTIVE_DECK	Orange	\$48,516	96
272	0015P	242.042	245.184	3	22719	Structure	1F 197	242.46	2011	PREVENTIVE_SUBSTRUCTURE	Orange	\$24,258	96
273	0015P	242.042	245.184	3	22719	Structure	1C 763	243.86	2015	REPAIR_DECK	Blue	\$122,412	95
274	0015P	242.042	245.184	3	22719	Structure	1C 763	243.86	2015	REPAIR_SUBSTRUCTURE	Blue	\$81,608	95
275													
276	0015P	245.184	247.961	3	25935	Pavement	015P-24518	246.57	2015	MINOR_REHAB ASPHALT	Blue	\$978,883	91
277	0015P	245.184	247.961	3	25935	Structure	0D 749	246.92	2009	PREVENTIVE_DECK	Orange	\$56,105	86
278	0015P	245.184	247.961	3	25935	Structure	0D 749	246.92	2009	PREVENTIVE_SUBSTRUCTURE	Orange	\$28,052	86
279	0015P	245.184	247.961	3	25935	Structure	0D 749	246.92	2018	REPAIR_DECK	Blue	\$177,680	86
280	0015P	245.184	247.961	3	25935	Structure	0D 749	246.92	2018	REPAIR_SUBSTRUCTURE	Blue	\$118,453	86
281	0015P	245.184	247.961	3	25935	Structure	0D 749	246.92	2018	REPAIR_SUPERSTRUCTURE	Blue	\$296,133	86
282	0015P	245.184	247.961	3	25935	Structure	0C 540	247.42	2009	PREVENTIVE_DECK	Orange	\$64,044	94
283	0015P	245.184	247.961	3	25935	Structure	0C 540	247.42	2009	PREVENTIVE_SUBSTRUCTURE	Orange	\$32,022	94
284	0015P	245.184	247.961	3	25935	Structure	0C 540	247.42	2018	REPAIR_DECK	Blue	\$208,908	94
285	0015P	245.184	247.961	3	25935	Structure	0C 540	247.42	2018	REPAIR_SUBSTRUCTURE	Blue	\$139,272	94
286	0015P	245.184	247.961	3	25935	Structure	0C 540	247.42	2018	REPAIR_SUPERSTRUCTURE	Blue	\$348,179	94
287													
288	0015P	247.961	252.994	3	30024	Pavement	015P-24796	250.48	2012	OG_SEAL	Orange	\$1,125,350	92
289	0015P	247.961	252.994	3	30024	Structure	0C 504	248.84	2012	PREVENTIVE_DECK	Orange	\$142,515	95
290	0015P	247.961	252.994	3	30024	Structure	0C 504	248.84	2012	PREVENTIVE_SUBSTRUCTURE	Orange	\$71,257	95
291	0015P	247.961	252.994	3	30024	Structure	1F 129	249.91	2016	PREVENTIVE_DECK	Orange	\$71,085	95
292	0015P	247.961	252.994	3	30024	Structure	1F 129	249.91	2016	PREVENTIVE_SUBSTRUCTURE	Orange	\$35,542	95
293	0015P	247.961	252.994	3	30024	Structure	1F 130	250.34	2009	PREVENTIVE_DECK	Orange	\$56,952	95

Line	Road	From	To	Region	AADT	Asset	ElementID	Milepoint	Year	Treatment	Budget	Cost	Condition
294	0015P	247.961	252.994	3	30024	Structure	1F 130	250.34	2009	PREVENTIVE_SUBSTRUCTURE	Orange	\$28,476	95
295	0015P	247.961	252.994	3	30024	Structure	1F 130	250.34	2019	REPAIR_DECK	Blue	\$191,346	95
296	0015P	247.961	252.994	3	30024	Structure	1F 130	250.34	2019	REPAIR_SUBSTRUCTURE	Blue	\$127,564	95
297	0015P	247.961	252.994	3	30024	Structure	1F 130	250.34	2019	REPAIR_SUPERSTRUCTURE	Blue	\$318,909	95
298	0015P	247.961	252.994	3	30024	Structure	1F 127	250.94	2012	REPAIR_DECK	Blue	\$179,908	94
299	0015P	247.961	252.994	3	30024	Structure	1F 127	250.94	2012	REPAIR_SUBSTRUCTURE	Blue	\$119,938	94
300	0015P	247.961	252.994	3	30024	Structure	1F 127	250.94	2012	REPAIR_SUPERSTRUCTURE	Blue	\$299,846	94
301													
302	0015P	252.994	254.674	3	39608	Pavement	015P-25299	253.83	2015	MAJOR_REHAB_ASPHALT	Blue	\$1,730,292	72
303	0015P	252.994	254.674	3	39608	Structure	1C 470	253.56	2009	PREVENTIVE_DECK	Orange	\$46,260	96
304	0015P	252.994	254.674	3	39608	Structure	1C 470	253.56	2009	PREVENTIVE_SUBSTRUCTURE	Orange	\$23,130	96
305	0015P	252.994	254.674	3	39608	Structure	1C 470	253.56	2015	REPAIR_DECK	Blue	\$146,502	96
306	0015P	252.994	254.674	3	39608	Structure	1C 470	253.56	2015	REPAIR_SUBSTRUCTURE	Blue	\$97,668	96
307	0015P	252.994	254.674	3	39608	Structure	1C 470	253.56	2015	REPAIR_SUPERSTRUCTURE	Blue	\$244,170	96
308													
309	0015P	254.674	257.704	3	39784	Pavement	015P-25467	256.19	2012	OG_SEAL	Orange	\$828,320	92
310	0015P	254.674	257.704	3	39784	Structure	1F 102	255.20	2009	PREVENTIVE_DECK	Orange	\$34,616	96
311	0015P	254.674	257.704	3	39784	Structure	1F 102	255.20	2009	PREVENTIVE_SUBSTRUCTURE	Orange	\$17,308	96
312	0015P	254.674	257.704	3	39784	Structure	1F 102	255.20	2017	REPAIR_DECK	Blue	\$109,625	96
313	0015P	254.674	257.704	3	39784	Structure	1C 471	256.99	2009	PREVENTIVE_DECK	Orange	\$46,260	96
314	0015P	254.674	257.704	3	39784	Structure	1C 471	256.99	2009	PREVENTIVE_SUBSTRUCTURE	Orange	\$23,130	96
315	0015P	254.674	257.704	3	39784	Structure	1C 471	256.99	2020	REPAIR_DECK	Blue	\$160,087	96
316	0015P	254.674	257.704	3	39784	Structure	1C 471	256.99	2020	REPAIR_SUPERSTRUCTURE	Blue	\$266,811	96
317	0015P	254.674	257.704	3	39784	Structure	1F 90	257.30	2012	REPAIR_DECK	Blue	\$126,343	94
318	0015P	254.674	257.704	3	39784	Structure	1F 90	257.30	2012	REPAIR_SUBSTRUCTURE	Blue	\$84,229	94
319	0015P	254.674	257.704	3	39784	Structure	1F 90	257.30	2012	REPAIR_SUPERSTRUCTURE	Blue	\$210,571	94
320													
321	0015P	257.704	260.52	3	68669	Pavement	015P-25770	259.11	2015	MINOR_REHAB_ASPHALT	Blue	\$1,547,291	95
322	0015P	257.704	260.52	3	68669	Structure	1C 469	257.96	2015	PREVENTIVE_DECK	Orange	\$138,134	95
323	0015P	257.704	260.52	3	68669	Structure	1C 469	257.96	2015	PREVENTIVE_SUBSTRUCTURE	Orange	\$69,067	95
324	0015P	257.704	260.52	3	68669	Structure	1C 466	258.35	2015	PREVENTIVE_DECK	Orange	\$110,012	95
325	0015P	257.704	260.52	3	68669	Structure	1C 466	258.35	2015	PREVENTIVE_SUBSTRUCTURE	Orange	\$55,006	95
326	0015P	257.704	260.52	3	68669	Safety	0015P-260.00	260.50	2015	SAFETY_IMPROVEMENT	Safety	\$652,387	4
327													
328	0015P	260.52	262.369	3	79981	Pavement	015P-26052	261.44	2011	OG_SEAL	Orange	\$735,299	96
329	0015P	260.52	262.369	3	79981	Structure	0E1385	261.53	2015	REPAIR_CULVERT	Blue	\$195,716	68
330	0015P	260.52	262.369	3	79981	Safety	0015P-262.00	262.50	2013	SAFETY_IMPROVEMENT	Safety	\$614,937	5
331													
332	0015P	262.369	266.14	3	75488	Pavement	015P-26237	264.25	2011	OG_SEAL	Orange	\$1,242,892	94
333	0015P	262.369	266.14	3	75488	Structure	0C 791	263.85	2015	PREVENTIVE_DECK	Orange	\$233,165	90
334	0015P	262.369	266.14	3	75488	Structure	0C 791	263.85	2015	PREVENTIVE_SUBSTRUCTURE	Orange	\$116,583	90
335	0015P	262.369	266.14	3	75488	Structure	0F 676	264.92	2015	PREVENTIVE_DECK	Orange	\$182,851	80

Line	Road	From	To	Region	AADT	Asset	ElementID	Milepoint	Year	Treatment	Budget	Cost	Condition
336	0015P	262.369	266.14	3	75488	Structure	0F 676	264.92	2015	PREVENTIVE_SUBSTRUCTURE	Orange	\$91,425	80
337	0015P	262.369	266.14	3	75488	Structure	0F 675	265.30	2015	PREVENTIVE_DECK	Orange	\$203,345	80
338	0015P	262.369	266.14	3	75488	Structure	0F 675	265.30	2015	PREVENTIVE_SUBSTRUCTURE	Orange	\$101,672	80
339	0015P	262.369	266.14	3	75488	Structure	2C 361	265.30	2015	PREVENTIVE_DECK	Orange	\$187,607	95
340	0015P	262.369	266.14	3	75488	Structure	2C 361	265.30	2015	PREVENTIVE_SUBSTRUCTURE	Orange	\$93,803	95
341	0015P	262.369	266.14	3	75488	Structure	2C 361	265.30	2015	PREVENTIVE_SUPERSTRUCTURE	Orange	\$625,356	95
342	0015P	262.369	266.14	3	75488	Structure	2C 364	265.69	2015	PREVENTIVE_DECK	Orange	\$137,873	95
343	0015P	262.369	266.14	3	75488	Structure	2C 364	265.69	2015	PREVENTIVE_SUBSTRUCTURE	Orange	\$68,937	95
344	0015P	262.369	266.14	3	75488	Structure	2C 364	265.69	2015	PREVENTIVE_SUPERSTRUCTURE	Orange	\$459,578	95
345	0015P	262.369	266.14	3	75488	Structure	1C 360	265.70	2015	PREVENTIVE_DECK	Orange	\$341,754	95
346	0015P	262.369	266.14	3	75488	Structure	1C 360	265.70	2015	PREVENTIVE_SUBSTRUCTURE	Orange	\$170,877	95
347	0015P	262.369	266.14	3	75488	Structure	1C 360	265.70	2015	PREVENTIVE_SUPERSTRUCTURE	Orange	\$1,139,180	95
348	0015P	262.369	266.14	3	75488	Structure	1C 363	265.84	2015	PREVENTIVE_DECK	Orange	\$159,355	95
349	0015P	262.369	266.14	3	75488	Structure	1C 363	265.84	2015	PREVENTIVE_SUBSTRUCTURE	Orange	\$79,678	95
350	0015P	262.369	266.14	3	75488	Structure	1C 363	265.84	2015	PREVENTIVE_SUPERSTRUCTURE	Orange	\$531,183	95
351	0015P	262.369	266.14	3	75488	Safety	0015P-263.00	263.50	2016	SAFETY_IMPROVEMENT	Safety	\$671,958	4
352	0015P	262.369	266.14	3	75488	Safety	0015P-265.00	265.50	2016	SAFETY_IMPROVEMENT	Safety	\$671,958	4
353	0015P	262.369	266.14	3	75488	Safety	0015P-266.00	266.50	2012	SAFETY_IMPROVEMENT	Safety	\$597,026	6
354													
355	0015P	266.14	268.416	3	86954	Pavement	015P-26614	267.28	2014	MINOR_REHAB_ASPHALT	Blue	\$1,251,655	92
356	0015P	266.14	268.416	3	86954	Structure	1C 359	266.22	2014	REPLACE_DECK	Blue	\$715,540	94
357	0015P	266.14	268.416	3	86954	Structure	1F 17	266.62	2016	REPLACE_STRUCTURE	Blue	\$2,064,846	81
358	0015P	266.14	268.416	3	86954	Structure	1C 358	266.77	2014	PREVENTIVE_DECK	Orange	\$159,485	95
359	0015P	266.14	268.416	3	86954	Structure	1C 358	266.77	2014	PREVENTIVE_SUBSTRUCTURE	Orange	\$79,743	95
360	0015P	266.14	268.416	3	86954	Structure	1C 358	266.77	2014	PREVENTIVE_SUPERSTRUCTURE	Orange	\$531,617	95
361	0015P	266.14	268.416	3	86954	Structure	1C 357	266.88	2014	PREVENTIVE_DECK	Orange	\$158,183	95
362	0015P	266.14	268.416	3	86954	Structure	1C 357	266.88	2014	PREVENTIVE_SUBSTRUCTURE	Orange	\$79,092	95
363	0015P	266.14	268.416	3	86954	Structure	1C 357	266.88	2014	PREVENTIVE_SUPERSTRUCTURE	Orange	\$527,278	95
364	0015P	266.14	268.416	3	86954	Structure	1C 356	267.87	2016	REPLACE_STRUCTURE	Blue	\$2,205,887	81
365	0015P	266.14	268.416	3	86954	Safety	0015P-267.00	267.50	2015	SAFETY_IMPROVEMENT	Safety	\$652,387	4
366	0015P	266.14	268.416	3	86954	Safety	0015P-268.00	268.50	2013	SAFETY_IMPROVEMENT	Safety	\$614,937	5
367													
368	0015P	268.416	272.275	3	104995	Pavement	015P-26842	270.35	2009	FUNCTIONAL_REPAIR	Orange	\$1,242,249	85
369	0015P	268.416	272.275	3	104995	Pavement	015P-26842	270.35	2017	OG_SEAL	Orange	\$1,396,609	85
370	0015P	268.416	272.275	3	104995	Structure	1F 16	270.17	2017	REPLACE_STRUCTURE	Blue	\$1,653,005	81
371	0015P	268.416	272.275	3	104995	Structure	1F 15	270.67	2017	MAJOR_REHAB_SUBSTRUCTURE	Blue	\$290,843	93
372	0015P	268.416	272.275	3	104995	Structure	1F 14	271.18	2017	MAJOR_REHAB_SUBSTRUCTURE	Blue	\$361,610	94
373	0015P	268.416	272.275	3	104995	Structure	1F 13	271.68	2017	PREVENTIVE_DECK	Orange	\$89,596	93
374	0015P	268.416	272.275	3	104995	Structure	1F 13	271.68	2017	PREVENTIVE_SUBSTRUCTURE	Orange	\$44,798	93
375	0015P	268.416	272.275	3	104995	Safety	0015P-269.00	269.50	2012	SAFETY_IMPROVEMENT	Safety	\$597,026	5
376	0015P	268.416	272.275	3	104995	Safety	0015P-270.00	270.50	2012	SAFETY_IMPROVEMENT	Safety	\$597,026	6
377	0015P	268.416	272.275	3	104995	Safety	0015P-271.00	271.50	2011	SAFETY_IMPROVEMENT	Safety	\$579,637	7

Line	Road	From	To	Region	AADT	Asset	ElementID	Milepoint	Year	Treatment	Budget	Cost	Condition
378	0015P	268.416	272.275	3	104995	Safety	0015P-272.00	272.50	2014	SAFETY_IMPROVEMENT	Safety	\$633,385	4
379													
380	0015P	272.275	277.251	3	106774	Pavement	015P-27227	274.76	2013	MAJOR_REHAB_ASPHALT	Blue	\$6,392,551	87
381	0015P	272.275	277.251	3	106774	Structure	1C 353	272.80	2013	PREVENTIVE_DECK	Orange	\$133,317	95
382	0015P	272.275	277.251	3	106774	Structure	1C 353	272.80	2013	PREVENTIVE_SUBSTRUCTURE	Orange	\$66,658	95
383	0015P	272.275	277.251	3	106774	Structure	1C 353	272.80	2013	PREVENTIVE_SUPERSTRUCTURE	Orange	\$444,389	95
384	0015P	272.275	277.251	3	106774	Structure	1C 352	273.21	2013	PREVENTIVE_DECK	Orange	\$206,224	95
385	0015P	272.275	277.251	3	106774	Structure	1C 352	273.21	2013	PREVENTIVE_SUBSTRUCTURE	Orange	\$103,112	95
386	0015P	272.275	277.251	3	106774	Structure	1C 352	273.21	2013	PREVENTIVE_SUPERSTRUCTURE	Orange	\$687,414	95
387	0015P	272.275	277.251	3	106774	Structure	0C 351	273.57	2020	REPLACE_STRUCTURE	Blue	\$3,311,385	75
388	0015P	272.275	277.251	3	106774	Structure	0C 349	274.71	2020	REPLACE_STRUCTURE	Blue	\$2,816,106	79
389	0015P	272.275	277.251	3	106774	Structure	0C 348	275.92	2013	PREVENTIVE_DECK	Orange	\$137,483	95
390	0015P	272.275	277.251	3	106774	Structure	0C 348	275.92	2013	PREVENTIVE_SUBSTRUCTURE	Orange	\$68,741	95
391	0015P	272.275	277.251	3	106774	Structure	0C 348	275.92	2013	PREVENTIVE_SUPERSTRUCTURE	Orange	\$458,276	95
392	0015P	272.275	277.251	3	106774	Structure	1C 346	277.17	2013	PREVENTIVE_DECK	Orange	\$104,544	95
393	0015P	272.275	277.251	3	106774	Structure	1C 346	277.17	2013	PREVENTIVE_SUBSTRUCTURE	Orange	\$52,272	95
394	0015P	272.275	277.251	3	106774	Structure	1C 346	277.17	2013	PREVENTIVE_SUPERSTRUCTURE	Orange	\$348,481	95
395	0015P	272.275	277.251	3	106774	Safety	0015P-273.00	273.50	2014	SAFETY_IMPROVEMENT	Safety	\$633,385	4
396	0015P	272.275	277.251	3	106774	Safety	0015P-274.00	274.50	2015	SAFETY_IMPROVEMENT	Safety	\$652,387	4
397	0015P	272.275	277.251	3	106774	Safety	0015P-276.00	276.50	2011	SAFETY_IMPROVEMENT	Safety	\$579,637	7
398	0015P	272.275	277.251	3	106774	Safety	0015P-277.00	277.50	2013	SAFETY_IMPROVEMENT	Safety	\$614,937	5
399													
400	0015P	277.251	283.158	3	95780	Pavement	015P-27725	280.20	2014	MINOR_REHAB_ASPHALT	Blue	\$3,380,384	93
401	0015P	277.251	283.158	3	95780	Structure	0D 686	277.34	2014	PREVENTIVE_DECK	Orange	\$76,293	95
402	0015P	277.251	283.158	3	95780	Structure	0D 686	277.34	2014	PREVENTIVE_SUBSTRUCTURE	Orange	\$38,146	95
403	0015P	277.251	283.158	3	95780	Structure	1C 345	277.93	2014	PREVENTIVE_DECK	Orange	\$89,596	92
404	0015P	277.251	283.158	3	95780	Structure	1C 345	277.93	2014	PREVENTIVE_SUBSTRUCTURE	Orange	\$44,798	92
405	0015P	277.251	283.158	3	95780	Structure	1C 345	277.93	2014	PREVENTIVE_SUPERSTRUCTURE	Orange	\$298,655	92
406	0015P	277.251	283.158	3	95780	Structure	1C 783	279.72	2014	PREVENTIVE_DECK	Orange	\$162,661	95
407	0015P	277.251	283.158	3	95780	Structure	1C 783	279.72	2014	PREVENTIVE_SUBSTRUCTURE	Orange	\$81,330	95
408	0015P	277.251	283.158	3	95780	Structure	1C 783	279.72	2014	PREVENTIVE_SUPERSTRUCTURE	Orange	\$542,202	95
409	0015P	277.251	283.158	3	95780	Structure	1C 343	280.01	2014	PREVENTIVE_DECK	Orange	\$430,990	95
410	0015P	277.251	283.158	3	95780	Structure	1C 343	280.01	2014	PREVENTIVE_SUBSTRUCTURE	Orange	\$215,495	95
411	0015P	277.251	283.158	3	95780	Structure	1C 343	280.01	2014	PREVENTIVE_SUPERSTRUCTURE	Orange	\$1,436,634	95
412	0015P	277.251	283.158	3	95780	Structure	0F 10	280.35	2014	PREVENTIVE_DECK	Orange	\$97,368	92
413	0015P	277.251	283.158	3	95780	Structure	0F 10	280.35	2014	PREVENTIVE_SUBSTRUCTURE	Orange	\$48,684	92
414	0015P	277.251	283.158	3	95780	Structure	0F 10	280.35	2014	REPAIR_DECK	Blue	\$308,358	92
415	0015P	277.251	283.158	3	95780	Structure	0F 10	280.35	2014	REPAIR_SUBSTRUCTURE	Blue	\$205,572	92
416	0015P	277.251	283.158	3	95780	Structure	1F 9	280.81	2009	PREVENTIVE_DECK	Orange	\$62,033	92
417	0015P	277.251	283.158	3	95780	Structure	1F 9	280.81	2009	PREVENTIVE_SUBSTRUCTURE	Orange	\$31,016	92
418	0015P	277.251	283.158	3	95780	Structure	1F 9	280.81	2014	REPAIR_DECK	Blue	\$202,347	92
419	0015P	277.251	283.158	3	95780	Structure	1F 9	280.81	2014	REPAIR_SUBSTRUCTURE	Blue	\$134,898	92

Line	Road	From	To	Region	AADT	Asset	ElementID	Milepoint	Year	Treatment	Budget	Cost	Condition
420	0015P	277.251	283.158	3	95780	Structure	1F 9	280.81	2014	REPAIR_SUPERSTRUCTURE	Blue	\$337,245	92
421	0015P	277.251	283.158	3	95780	Structure	1C 342	281.33	2014	REPAIR_DECK	Blue	\$225,452	92
422	0015P	277.251	283.158	3	95780	Structure	1C 342	281.33	2014	REPAIR_SUBSTRUCTURE	Blue	\$150,301	92
423	0015P	277.251	283.158	3	95780	Structure	1C 342	281.33	2014	REPAIR_SUPERSTRUCTURE	Blue	\$375,753	92
424	0015P	277.251	283.158	3	95780	Structure	1C 341	281.66	2014	PREVENTIVE_DECK	Orange	\$243,069	95
425	0015P	277.251	283.158	3	95780	Structure	1C 341	281.66	2014	PREVENTIVE_SUBSTRUCTURE	Orange	\$121,534	95
426	0015P	277.251	283.158	3	95780	Structure	1C 341	281.66	2014	PREVENTIVE_SUPERSTRUCTURE	Orange	\$810,228	95
427	0015P	277.251	283.158	3	95780	Structure	1C 340	282.33	2009	PREVENTIVE_DECK	Orange	\$96,754	87
428	0015P	277.251	283.158	3	95780	Structure	1C 340	282.33	2009	PREVENTIVE_SUBSTRUCTURE	Orange	\$48,377	87
429	0015P	277.251	283.158	3	95780	Structure	1C 340	282.33	2014	REPAIR_DECK	Blue	\$306,413	87
430	0015P	277.251	283.158	3	95780	Structure	1C 340	282.33	2014	REPAIR_SUBSTRUCTURE	Blue	\$204,276	87
431	0015P	277.251	283.158	3	95780	Safety	0015P-278.00	278.50	2014	SAFETY_IMPROVEMENT	Safety	\$633,385	5
432	0015P	277.251	283.158	3	95780	Safety	0015P-279.00	279.50	2014	SAFETY_IMPROVEMENT	Safety	\$633,385	5
433	0015P	277.251	283.158	3	95780	Safety	0015P-280.00	280.50	2014	SAFETY_IMPROVEMENT	Safety	\$652,387	4
434	0015P	277.251	283.158	3	95780	Safety	0015P-281.00	281.50	2014	SAFETY_IMPROVEMENT	Safety	\$652,387	4
435	0015P	277.251	283.158	3	95780	Safety	0015P-282.00	282.50	2012	SAFETY_IMPROVEMENT	Safety	\$597,026	6
436													
437	0015P	283.158	285.092	3	108233	Pavement	015P-28316	284.13	2014	MINOR_REHAB_ASPHALT	Blue	\$1,133,909	94
438	0015P	283.158	285.092	3	108233	Structure	1F 312	284.04	2014	PREVENTIVE_DECK	Orange	\$172,765	95
439	0015P	283.158	285.092	3	108233	Structure	1F 312	284.04	2014	PREVENTIVE_SUBSTRUCTURE	Orange	\$86,382	95
440	0015P	283.158	285.092	3	108233	Safety	0015P-285.00	285.50	2011	SAFETY_IMPROVEMENT	Safety	\$289,819	5
441													
442	0015P	285.092	285.926	3	108233	Pavement	015P-28509	285.51	2006	RECONSTRUCT_ASPHALT	Blue	\$0	88
443	0015P	285.092	285.926	3	108233	Pavement	015P-28509	285.51	2017	OG_SEAL	Orange	\$495,311	88
444													
445	0028P	15.957	23.077	3	2650	Pavement	028P-01596	19.52	2013	MINOR_REHAB_ASPHALT	Blue	\$2,117,787	89
446													
447	0028P	23.077	30.021	3	2707	Pavement	028P-02308	26.55	2014	MINOR_REHAB_ASPHALT	Blue	\$2,163,116	90
448													
449	0028P	30.021	38.98	3	3306	Pavement	028P-03002	34.50	2009	MINOR_REHAB_ASPHALT	Blue	\$2,393,612	89
450													
451	0032P	0	7.703	3	1510	Pavement	032P-00000	3.85	2015	MINOR_REHAB_ASPHALT	Blue	\$3,113,628	84
452	0032P	0	7.703	3	1510	Structure	0F 573	7.50	2015	PREVENTIVE_DECK	Orange	\$66,636	99
453	0032P	0	7.703	3	1510	Structure	0F 573	7.50	2015	PREVENTIVE_SUBSTRUCTURE	Orange	\$33,318	99
454													
455	0035P	12.886	27.466	3	435	Pavement	035P-01289	20.18	2016	CHIP_SEAL	Orange	\$1,229,071	93
456													
457	0035P	27.466	28.341	3	435	Pavement	035P-02747	27.90	2011	CHIP_SEAL	Orange	\$54,748	95
458	0035P	27.466	28.341	3	435	Pavement	035P-02747	27.90	2019	CHIP_SEAL	Orange	\$69,353	95
459													
460	0035P	28.341	32.321	3	435	Pavement	035P-02834	30.33	2011	CHIP_SEAL	Orange	\$232,896	96
461	0035P	28.341	32.321	3	435	Pavement	035P-02834	30.33	2019	CHIP_SEAL	Orange	\$295,026	96

Line	Road	From	To	Region	AADT	Asset	ElementID	Milepoint	Year	Treatment	Budget	Cost	Condition
462	0035P	28.341	32.321	3	435	Structure	0F 650	31.98	2014	PREVENTIVE_DECK	Orange	\$32,889	91
463	0035P	28.341	32.321	3	435	Structure	0F 650	31.98	2014	PREVENTIVE_SUBSTRUCTURE	Orange	\$16,444	91
464													
465	0035P	32.321	39.364	3	435	Pavement	035P-03232	35.84	2017	MINOR_REHAB_ASPHALT	Blue	\$2,229,584	89
466													
467	0035P	39.364	44.876	3	569	Pavement	035P-03936	42.12	2014	MINOR_REHAB_ASPHALT	Blue	\$1,342,655	88
468													
469	0035P	44.876	47.42	3	520	Pavement	035P-04488	46.15	2010	MINOR_REHAB_ASPHALT	Blue	\$531,537	87
470	0035P	44.876	47.42	3	520	Pavement	035P-04488	46.15	2018	CHIP_SEAL	Orange	\$168,334	87
471													
472	0035P	47.42	53.426	3	520	Pavement	035P-04742	50.42	2013	CHIP_SEAL	Orange	\$348,497	93
473	0035P	47.42	53.426	3	520	Structure	0F 209	49.24	2013	MAJOR_REHAB_DECK	Blue	\$169,587	65
474													
475	0035P	53.426	61.906	3	520	Pavement	035P-05343	57.67	2017	MINOR_REHAB_ASPHALT	Blue	\$2,071,009	86
476	0035P	53.426	61.906	3	520	Structure	0D 561	58.41	2017	PREVENTIVE_DECK	Orange	\$48,171	95
477	0035P	53.426	61.906	3	520	Structure	0D 561	58.41	2017	PREVENTIVE_SUBSTRUCTURE	Orange	\$24,086	95
478													
479	0036P	0	6.414	3	332	Pavement	036P-00000	3.21	2013	MINOR_REHAB_ASPHALT	Blue	\$1,499,842	79
480													
481	0036P	66.525	67.581	3	410	Pavement	036P-06653	67.05	2009	MINOR_REHAB_ASPHALT	Blue	\$176,934	86
482	0036P	66.525	67.581	3	410	Pavement	036P-06653	67.05	2019	MINOR_REHAB_ASPHALT	Blue	\$237,785	86
483													
484	0040P	6.092	13.085	3	15843	Pavement	040P-00612	9.59	2012	GRIND_CONCRETE	Blue	\$1,875,871	88
485	0040P	6.092	13.085	3	15843	Structure	2C 746	12.40	2012	PREVENTIVE_DECK	Orange	\$187,549	88
486	0040P	6.092	13.085	3	15843	Structure	2C 746	12.40	2012	PREVENTIVE_SUBSTRUCTURE	Orange	\$93,775	88
487													
488	0040P	13.085	16.632	3	12680	Pavement	040P-01308	14.86	2009	CHIP_SEAL	Orange	\$588,218	93
489													
490	0040P	16.632	18.024	3	22722	Pavement	040P-01663	17.33	2010	CHIP_SEAL	Orange	\$232,013	95
491	0040P	16.632	18.024	3	22722	Pavement	040P-01663	17.33	2018	MINOR_REHAB_ASPHALT	Blue	\$1,175,627	95
492	0040P	16.632	18.024	3	22722	Safety	0040P-017.00	17.50	2015	SAFETY_IMPROVEMENT	Safety	\$326,193	4
493													
494	0040P	18.024	27.816	3	5917	Pavement	040P-01802	22.92	2011	CHIP_SEAL	Orange	\$936,636	93
495	0040P	18.024	27.816	3	5917	Pavement	040P-01802	22.92	2019	CHIP_SEAL	Orange	\$1,186,502	93
496													
497	0040P	27.816	35.082	3	4760	Pavement	040P-02782	31.45	2007	MINOR_REHAB_ASPHALT	Blue	\$0	92
498	0040P	27.816	35.082	3	4760	Pavement	040P-02782	31.45	2016	CHIP_SEAL	Orange	\$749,882	92
499													
500	0040P	35.082	40.876	3	4661	Pavement	040P-03508	37.98	2008	RECONSTRUCT_ASPHALT	Blue	\$0	94
501	0040P	35.082	40.876	3	4661	Pavement	040P-03508	37.98	2017	CHIP_SEAL	Orange	\$603,064	94
502													
503	0040P	40.876	49.72	3	3555	Pavement	040P-04088	45.30	2020	MINOR_REHAB_ASPHALT	Blue	\$4,543,557	91

Line	Road	From	To	Region	AADT	Asset	ElementID	Milepoint	Year	Treatment	Budget	Cost	Condition
504													
505	0040P	49.72	58.879	3	3555	Pavement	040P-04972	54.30	2020	MINOR_REHAB_ASPHALT	Blue	\$4,688,341	91
506	0040P	49.72	58.879	3	3555	Structure	0F 602	58.09	2014	PREVENTIVE_DECK	Orange	\$75,717	80
507	0040P	49.72	58.879	3	3555	Structure	0F 602	58.09	2014	PREVENTIVE_SUBSTRUCTURE	Orange	\$37,859	80
508													
509	0040P	58.879	68.468	3	3920	Pavement	040P-05888	63.67	2011	CHIP_SEAL	Orange	\$769,572	94
510	0040P	58.879	68.468	3	3920	Pavement	040P-05888	63.67	2019	MINOR_REHAB_ASPHALT	Blue	\$3,899,483	94
511	0040P	58.879	68.468	3	3920	Structure	0D 282	65.05	2015	REPLACE_STRUCTURE	Blue	\$587,617	65
512	0040P	58.879	68.468	3	3920	Structure	0D 595	65.06	2015	REPLACE_STRUCTURE	Blue	\$747,656	43
513	0040P	58.879	68.468	3	3920	Structure	0D 592	66.51	2019	REPLACE_STRUCTURE	Blue	\$709,250	62
514													
515	0040P	68.468	86.126	3	4095	Pavement	040P-06847	77.30	2016	MINOR_REHAB_ASPHALT	Blue	\$8,446,130	90
516	0040P	68.468	86.126	3	4095	Structure	0C 560	81.33	2016	PREVENTIVE_DECK	Orange	\$872,677	95
517	0040P	68.468	86.126	3	4095	Structure	0C 560	81.33	2016	PREVENTIVE_SUBSTRUCTURE	Orange	\$436,339	95
518	0040P	68.468	86.126	3	4095	Structure	0F 265	85.72	2013	PREVENTIVE_DECK	Orange	\$90,788	85
519	0040P	68.468	86.126	3	4095	Structure	0F 265	85.72	2013	PREVENTIVE_SUBSTRUCTURE	Orange	\$45,394	85
520													
521	0040P	86.126	87.509	3	4199	Pavement	040P-08613	86.82	2016	MINOR_REHAB_ASPHALT	Blue	\$396,230	91
522	0040P	86.126	87.509	3	4199	Structure	0F 62	87.24	2009	PREVENTIVE_DECK	Orange	\$31,440	81
523													
524	0040P	87.509	97.506	3	4019	Pavement	040P-08751	92.51	2012	CHIP_SEAL	Orange	\$793,872	95
525	0040P	87.509	97.506	3	4019	Structure	0F 690	97.21	2009	PREVENTIVE_DECK	Orange	\$10,000	97
526	0040P	87.509	97.506	3	4019	Structure	0F 690	97.21	2009	PREVENTIVE_SUBSTRUCTURE	Orange	\$10,000	97
527	0040P	87.509	97.506	3	4019	Structure	0F 690	97.21	2017	REPAIR_DECK	Blue	\$10,000	97
528													
529	0040P	97.506	98.001	3	4460	Pavement	040P-09751	97.75	2012	CHIP_SEAL	Orange	\$37,501	92
530													
531	0040P	98.001	105.702	3	4460	Pavement	040P-09800	101.85	2013	FUNCTIONAL_REPAIR	Orange	\$2,133,997	81
532													
533	0040P	105.702	109.894	3	5475	Pavement	040P-10570	107.80	2012	FUNCTIONAL_REPAIR	Orange	\$1,361,190	77
534													
535	0040P	109.894	115.55	3	7683	Pavement	040P-10989	112.72	2017	MAJOR_REHAB_ASPHALT	Blue	\$9,514,537	76
536	0040P	109.894	115.55	3	7683	Structure	0D 593	114.69	2017	REPLACE_STRUCTURE	Blue	\$1,888,544	75
537	0040P	109.894	115.55	3	7683	Safety	0040P-114.00	114.50	2017	SAFETY_IMPROVEMENT	Safety	\$346,058	5
538													
539	0040P	115.55	122.051	3	6580	Pavement	040P-11555	118.80	2010	FUNCTIONAL_REPAIR	Orange	\$1,777,038	80
540	0040P	115.55	122.051	3	6580	Structure	0C 321	121.65	2011	PREVENTIVE_DECK	Orange	\$54,805	91
541	0040P	115.55	122.051	3	6580	Structure	0C 321	121.65	2011	PREVENTIVE_SUBSTRUCTURE	Orange	\$27,402	91
542													
543	0040P	122.051	130.838	3	3183	Pavement	040P-12205	126.44	2012	CHIP_SEAL	Orange	\$685,476	94
544													
545	0040P	130.838	141.802	3	4525	Pavement	040P-13084	136.32	2012	CHIP_SEAL	Orange	\$1,073,770	94

Line	Road	From	To	Region	AADT	Asset	ElementID	Milepoint	Year	Treatment	Budget	Cost	Condition
546													
547	0040P	141.802	146.306	3	18542	Pavement	040P-14180	144.05	2009	CHIP_SEAL	Orange	\$671,024	90
548	0040P	141.802	146.306	3	18542	Pavement	040P-14180	144.05	2018	MINOR_REHAB ASPHALT	Blue	\$3,502,134	90
549	0040P	141.802	146.306	3	18542	Structure	0D 828	142.32	2014	PREVENTIVE_DECK	Orange	\$33,011	84
550	0040P	141.802	146.306	3	18542	Structure	0D 828	142.32	2014	PREVENTIVE_SUBSTRUCTURE	Orange	\$16,506	84
551	0040P	141.802	146.306	3	18542	Safety	0040P-143.00	143.50	2017	SAFETY_IMPROVEMENT	Safety	\$692,117	6
552	0040P	141.802	146.306	3	18542	Safety	0040P-144.00	144.50	2017	SAFETY_IMPROVEMENT	Safety	\$692,117	6
553													
554	0040P	146.306	157.067	3	7297	Pavement	040P-14631	151.69	2006	MINOR_REHAB ASPHALT	Blue	\$0	85
555	0040P	146.306	157.067	3	7297	Pavement	040P-14631	151.69	2014	CHIP_SEAL	Orange	\$1,027,959	85
556	0040P	146.306	157.067	3	7297	Structure	0F 593	153.73	2014	PREVENTIVE_DECK	Orange	\$60,377	97
557	0040P	146.306	157.067	3	7297	Structure	0F 593	153.73	2014	PREVENTIVE_SUBSTRUCTURE	Orange	\$30,189	97
558													
559	0040P	157.067	159.104	3	2247	Pavement	040P-15707	158.09	2012	CHIP_SEAL	Orange	\$169,173	93
560	0040P	157.067	159.104	3	2247	Structure	0C 753	157.71	2016	PREVENTIVE_DECK	Orange	\$338,890	95
561	0040P	157.067	159.104	3	2247	Structure	0C 753	157.71	2016	PREVENTIVE_SUBSTRUCTURE	Orange	\$169,445	95
562													
563	0040P	159.104	162.092	3	1780	Pavement	040P-15910	160.60	2012	CHIP_SEAL	Orange	\$229,592	90
564	0040P	159.104	162.092	3	1780	Pavement	040P-15910	160.60	2020	MINOR_REHAB ASPHALT	Blue	\$1,163,363	90
565													
566	0040P	162.092	169.148	3	1780	Pavement	040P-16209	165.62	2010	CHIP_SEAL	Orange	\$534,159	91
567	0040P	162.092	169.148	3	1780	Pavement	040P-16209	165.62	2018	CHIP_SEAL	Orange	\$676,657	91
568													
569	0040P	169.148	174.624	3	1635	Pavement	040P-16915	171.89	2014	CHIP_SEAL	Orange	\$539,497	95
570													
571	0041P	0	4.192	3	4188	Pavement	041P-00000	2.10	2016	MINOR_REHAB ASPHALT	Blue	\$2,847,017	93
572													
573	0041P	4.192	4.755	3	4205	Pavement	041P-00419	4.47	2009	GRIND_CONCRETE	Blue	\$208,549	83
574													
575	0043P	0	7.924	3	814	Pavement	043P-00000	3.96	2019	MAJOR_REHAB ASPHALT	Blue	\$6,716,237	73
576													
577	0043P	7.924	10.554	3	1276	Pavement	043P-00792	9.24	2013	MINOR_REHAB ASPHALT	Blue	\$606,385	87
578													
579	0044P	0	5.944	3	740	Pavement	044P-00000	2.97	2015	MINOR_REHAB ASPHALT	Blue	\$1,704,760	88
580													
581	0044P	5.944	14.025	3	740	Pavement	044P-00594	9.98	2011	FUNCTIONAL_REPAIR	Orange	\$1,615,805	74
582	0044P	5.944	14.025	3	740	Pavement	044P-00594	9.98	2019	MINOR_REHAB ASPHALT	Blue	\$2,558,566	74
583													
584	0044P	14.025	24.049	3	740	Pavement	044P-01402	19.04	2013	FUNCTIONAL_REPAIR	Orange	\$2,123,371	80
585													
586	0044P	24.049	27.958	3	745	Pavement	044P-02405	26.00	2011	CHIP_SEAL	Orange	\$231,704	88
587	0044P	24.049	27.958	3	745	Pavement	044P-02405	26.00	2020	MINOR_REHAB ASPHALT	Blue	\$1,209,285	88

Line	Road	From	To	Region	AADT	Asset	ElementID	Milepoint	Year	Treatment	Budget	Cost	Condition
588													
589	0045P	0	4.999	3	205	Pavement	045P-00000	2.50	2018	FUNCTIONAL_REPAIR	Orange	\$1,431,706	83
590													
591	0045P	4.999	13.991	3	205	Pavement	045P-00500	9.50	2018	FUNCTIONAL_REPAIR	Orange	\$2,493,279	74
592													
593	0045P	13.991	20.983	3	719	Pavement	045P-01399	17.49	2011	MINOR_REHAB_ASPHALT	Blue	\$2,161,946	68
594	0045P	13.991	20.983	3	719	Pavement	045P-01399	17.49	2019	MINOR_REHAB_ASPHALT	Blue	\$2,738,688	68
595													
596	0045P	20.983	25.985	3	1020	Pavement	045P-02098	23.48	2019	MAJOR_REHAB_ASPHALT	Blue	\$5,647,381	73
597													
598	0045P	25.985	37.973	3	1020	Pavement	045P-02598	31.98	2016	MINOR_REHAB_ASPHALT	Blue	\$4,418,248	73
599	0045P	25.985	37.973	3	1020	Structure	0C 745	32.57	2016	PREVENTIVE_DECK	Orange	\$308,514	98
600													
601	0045P	37.973	39.929	3	1823	Pavement	045P-03797	38.95	2015	MINOR_REHAB_ASPHALT	Blue	\$525,922	89
602													
603	0051P	0	3.396	3	6635	Pavement	051P-00000	1.70	2016	MAJOR_REHAB_ASPHALT	Blue	\$4,019,450	87
604													
605	0052P	0	0.399	3	9525	Pavement	052P-00000	0.20	2008	RECONSTRUCT_ASPHALT	Blue	\$0	81
606	0052P	0	0.399	3	9525	Pavement	052P-00000	0.20	2017	CHIP_SEAL	Orange	\$67,484	81
607													
608	0052P	0.399	1.758	3	25845	Pavement	052P-00040	1.08	2008	RECONSTRUCT_ASPHALT	Blue	\$0	81
609													
610	0052P	1.758	4.476	3	21383	Pavement	052P-00176	3.12	2008	RECONSTRUCT_ASPHALT	Blue	\$0	95
611	0052P	1.758	4.476	3	21383	Pavement	052P-00176	3.12	2017	CHIP_SEAL	Orange	\$400,387	95
612	0052P	1.758	4.476	3	21383	Structure	0E2249	3.53	2014	REPAIR_CULVERT	Blue	\$190,016	88
613	0052P	1.758	4.476	3	21383	Structure	2C 728	4.22	2011	PREVENTIVE_DECK	Orange	\$56,377	80
614	0052P	1.758	4.476	3	21383	Structure	2C 728	4.22	2011	PREVENTIVE_SUBSTRUCTURE	Orange	\$28,189	80
615	0052P	1.758	4.476	3	21383	Structure	2C 728	4.22	2011	PREVENTIVE_SUPERSTRUCTURE	Orange	\$187,923	80
616	0052P	1.758	4.476	3	21383	Structure	2C 728	4.22	2017	REPAIR_DECK	Blue	\$178,542	80
617	0052P	1.758	4.476	3	21383	Structure	2C 728	4.22	2017	REPAIR_SUBSTRUCTURE	Blue	\$119,028	80
618	0052P	1.758	4.476	3	21383	Structure	2F 488	4.39	2009	PREVENTIVE_DECK	Orange	\$38,956	100
619	0052P	1.758	4.476	3	21383	Structure	2F 488	4.39	2009	PREVENTIVE_SUBSTRUCTURE	Orange	\$19,478	100
620	0052P	1.758	4.476	3	21383	Structure	4F 487	4.39	2009	PREVENTIVE_DECK	Orange	\$52,294	100
621	0052P	1.758	4.476	3	21383	Structure	4F 487	4.39	2009	PREVENTIVE_SUBSTRUCTURE	Orange	\$26,147	100
622	0052P	1.758	4.476	3	21383	Structure	4F 487	4.39	2017	REPAIR_DECK	Blue	\$165,611	100
623	0052P	1.758	4.476	3	21383	Structure	4F 487	4.39	2017	REPAIR_SUBSTRUCTURE	Blue	\$110,407	100
624													
625	0054P	0	1.26	3	670	Pavement	054P-00000	0.63	2012	MINOR_REHAB_ASPHALT	Blue	\$304,512	93
626	0054P	0	1.26	3	670	Pavement	054P-00000	0.63	2020	CHIP_SEAL	Orange	\$96,437	93
627													
628	0068P	0	5.998	3	875	Pavement	068P-00000	3.00	2012	FUNCTIONAL_REPAIR	Orange	\$1,111,192	76
629	0068P	0	5.998	3	875	Pavement	068P-00000	3.00	2020	MINOR_REHAB_ASPHALT	Blue	\$1,759,531	76

Line	Road	From	To	Region	AADT	Asset	ElementID	Milepoint	Year	Treatment	Budget	Cost	Condition
672	0074P	1.75	3.892	3	14420	Pavement	074P-00175	2.82	2011	MINOR_REHAB ASPHALT	Blue	\$1,090,246	81
673	0074P	1.75	3.892	3	14420	Pavement	074P-00175	2.82	2019	CHIP_SEAL	Orange	\$345,273	81
674													
675	0074P	3.892	4.375	3	11330	Pavement	074P-00389	4.13	2011	CHIP_SEAL	Orange	\$35,214	92
676													
677	0074P	4.375	5.013	3	10135	Pavement	074P-00438	4.69	2011	CHIP_SEAL	Orange	\$93,052	94
678	0074P	4.375	5.013	3	10135	Pavement	074P-00438	4.69	2019	CHIP_SEAL	Orange	\$117,876	94
679													
680	0074P	5.013	5.687	3	10115	Pavement	074P-00501	5.35	2012	MINOR_REHAB ASPHALT	Blue	\$285,980	87
681	0074P	5.013	5.687	3	10115	Pavement	074P-00501	5.35	2020	CHIP_SEAL	Orange	\$90,568	87
682													
683	0075P	0	2.045	3	11550	Pavement	075P-00000	1.02	2014	MAJOR_REHAB ASPHALT	Blue	\$2,313,210	77
684	0075P	0	2.045	3	11550	Structure	0F 110	0.12	2014	PREVENTIVE_DECK	Orange	\$91,265	95
685	0075P	0	2.045	3	11550	Structure	0F 110	0.12	2014	PREVENTIVE_SUBSTRUCTURE	Orange	\$45,632	95
686	0075P	0	2.045	3	11550	Structure	0C 468	0.57	2014	REPLACE_STRUCTURE	Blue	\$2,355,254	72
687	0075P	0	2.045	3	11550	Structure	0C 454	1.52	2014	REPLACE_STRUCTURE	Blue	\$1,568,751	74
688													
689	0077P	0	5.691	3	1273	Pavement	077P-00000	2.85	2010	MAJOR_REHAB ASPHALT	Blue	\$3,179,027	70
690	0077P	0	5.691	3	1273	Structure	0F 527	2.61	2014	REPAIR_DECK	Blue	\$114,742	100
691													
692	0077P	5.691	6.658	3	1395	Pavement	077P-00569	6.17	2011	MAJOR_REHAB ASPHALT	Blue	\$575,095	72
693													
694	0077P	6.658	7.187	3	1960	Pavement	077P-00666	6.92	2011	MINOR_REHAB ASPHALT	Blue	\$274,760	77
695													
696	0077P	7.187	9.069	3	16676	Pavement	077P-00719	8.13	2011	CHIP_SEAL	Orange	\$151,740	94
697	0077P	7.187	9.069	3	16676	Pavement	077P-00719	8.13	2020	MINOR_REHAB ASPHALT	Blue	\$791,944	94
698	0077P	7.187	9.069	3	16676	Structure	0F 151	8.69	2009	PREVENTIVE_DECK	Orange	\$80,558	74
699	0077P	7.187	9.069	3	16676	Structure	0F 151	8.69	2009	PREVENTIVE_SUBSTRUCTURE	Orange	\$40,279	74
700	0077P	7.187	9.069	3	16676	Structure	0F 151	8.69	2020	REPAIR_DECK	Blue	\$270,658	74
701	0077P	7.187	9.069	3	16676	Structure	0F 151	8.69	2020	REPAIR_SUBSTRUCTURE	Blue	\$180,439	74
702	0077P	7.187	9.069	3	16676	Structure	0F 151	8.69	2020	REPAIR_SUPERSTRUCTURE	Blue	\$451,097	74
703													
704	0078P	0	9.417	3	972	Pavement	078P-00000	4.71	2015	MINOR_REHAB ASPHALT	Blue	\$3,004,328	89
705													
706	0087P	0	5.941	3	2368	Pavement	087P-00000	2.97	2015	MINOR_REHAB ASPHALT	Blue	\$1,495,255	90
707	0087P	0	5.941	3	2368	Structure	0D 588	0.30	2018	REPLACE_STRUCTURE	Blue	\$1,460,397	47
708													
709	0087P	5.941	16.005	3	794	Pavement	087P-00594	10.97	2014	MINOR_REHAB ASPHALT	Blue	\$2,235,420	89
710													
711	0087P	16.005	20.932	3	900	Pavement	087P-01600	18.47	2013	MINOR_REHAB ASPHALT	Blue	\$1,139,088	77
712													
713	0087P	20.932	29.874	3	661	Pavement	087P-02093	25.40	2015	MINOR_REHAB ASPHALT	Blue	\$2,199,309	87

Line	Road	From	To	Region	AADT	Asset	ElementID	Milepoint	Year	Treatment	Budget	Cost	Condition
714													
715	0087P	29.874	38.11	3	640	Pavement	087P-02987	33.99	2015	MINOR_REHAB_ASPHALT	Blue	\$1,872,191	87
716													
717	0088P	0	16.95	3	841	Pavement	088P-00000	8.48	2017	MAJOR_REHAB_ASPHALT	Blue	\$12,061,844	70
718													
719	0089P	297.038	301.857	3	2470	Pavement	089P-26372	299.45	2014	MINOR_REHAB_ASPHALT	Blue	\$1,496,655	77
720	0089P	297.038	301.857	3	2470	Structure	0E1486	301.46	2014	REPAIR_CULVERT	Blue	\$195,716	80
721	0089P	297.038	301.857	3	2470	Safety	0089P-297.36	297.86	2011	SAFETY_IMPROVEMENT	Safety	\$289,819	7
722	0089P	297.038	301.857	3	2470	Safety	0089P-298.36	298.86	2011	SAFETY_IMPROVEMENT	Safety	\$289,819	8
723	0089P	297.038	301.857	3	2470	Safety	0089P-300.36	300.86	2012	SAFETY_IMPROVEMENT	Safety	\$298,513	5
724	0089P	297.038	301.857	3	2470	Safety	0089P-301.36	301.86	2012	SAFETY_IMPROVEMENT	Safety	\$298,513	6
725													
726	0089P	301.857	306.842	3	2470	Pavement	089P-26851	304.35	2010	MINOR_REHAB_ASPHALT	Blue	\$1,366,818	74
727	0089P	301.857	306.842	3	2470	Safety	0089P-302.36	302.86	2015	SAFETY_IMPROVEMENT	Safety	\$326,193	4
728	0089P	301.857	306.842	3	2470	Safety	0089P-303.36	303.86	2011	SAFETY_IMPROVEMENT	Safety	\$289,819	7
729	0089P	301.857	306.842	3	2470	Safety	0089P-304.36	304.86	2011	SAFETY_IMPROVEMENT	Safety	\$289,819	6
730													
731	0089P	306.842	312.784	3	2470	Pavement	089P-27349	309.81	2008	MINOR_REHAB_ASPHALT	Blue	\$0	72
732	0089P	306.842	312.784	3	2470	Pavement	089P-27349	309.81	2019	MINOR_REHAB_ASPHALT	Blue	\$2,147,412	72
733	0089P	306.842	312.784	3	2470	Safety	0089P-310.36	310.86	2012	SAFETY_IMPROVEMENT	Safety	\$298,513	6
734	0089P	306.842	312.784	3	2470	Safety	0089P-311.36	311.86	2011	SAFETY_IMPROVEMENT	Safety	\$289,819	9
735													
736	0089P	322.276	324.19	3	6064	Pavement	089P-27943	323.23	2011	MAJOR_REHAB_ASPHALT	Blue	\$1,286,327	80
737	0089P	322.276	324.19	3	6064	Safety	0089P-322.27	322.77	2012	SAFETY_IMPROVEMENT	Safety	\$298,513	5
738	0089P	322.276	324.19	3	6064	Safety	0089P-323.27	323.77	2011	SAFETY_IMPROVEMENT	Safety	\$289,819	7
739													
740	0089P	324.19	326.492	3	6064	Pavement	089P-28135	325.34	2011	CHIP_SEAL	Orange	\$150,069	95
741	0089P	324.19	326.492	3	6064	Pavement	089P-28135	325.34	2019	CHIP_SEAL	Orange	\$190,103	95
742	0089P	324.19	326.492	3	6064	Safety	0089P-324.27	324.77	2015	SAFETY_IMPROVEMENT	Safety	\$326,193	4
743	0089P	324.19	326.492	3	6064	Safety	0089P-325.27	325.77	2011	SAFETY_IMPROVEMENT	Safety	\$289,819	7
744	0089P	324.19	326.492	3	6064	Safety	0089P-326.27	326.77	2013	SAFETY_IMPROVEMENT	Safety	\$307,468	6
745													
746	0089P	326.492	327.736	3	8085	Pavement	089P-28365	327.11	2006	FUNCTIONAL_REPAIR	Orange	\$487,612	78
747	0089P	326.492	327.736	3	8085	Pavement	089P-28365	327.11	2014	CHIP_SEAL	Orange	\$193,029	78
748	0089P	326.492	327.736	3	8085	Structure	3D 603	327.71	2014	REPLACE_STRUCTURE	Blue	\$779,058	64
749													
750	0089P	327.736	328.71	3	14796	Pavement	089P-28489	328.22	2009	MAJOR_REHAB_ASPHALT	Blue	\$1,505,941	77
751													
752	0089P	328.71	333.367	3	18478	Pavement	089P-28587	331.04	2009	MINOR_REHAB_ASPHALT	Blue	\$3,023,737	87
753	0089P	328.71	333.367	3	18478	Pavement	089P-28587	331.04	2017	CHIP_SEAL	Orange	\$957,595	87
754													
755	0089P	333.367	334.471	3	20640	Pavement	089P-29052	333.92	2010	MAJOR_REHAB_ASPHALT	Blue	\$1,998,752	73

Line	Road	From	To	Region	AADT	Asset	ElementID	Milepoint	Year	Treatment	Budget	Cost	Condition
840	0115P	6.214	8.265	3	1472	Pavement	115P-00621	7.24	2011	MINOR_REHAB ASPHALT	Blue	\$488,167	79
841	0115P	6.214	8.265	3	1472	Pavement	115P-00621	7.24	2019	MINOR_REHAB ASPHALT	Blue	\$618,396	79
842													
843	0121P	0	10.996	3	3887	Pavement	121P-00000	5.50	2014	MINOR_REHAB ASPHALT	Blue	\$2,810,348	80
844	0121P	0	10.996	3	3887	Structure	0D 525	1.59	2014	REPLACE_STRUCTURE	Blue	\$358,765	64
845													
846	0121P	10.996	17.443	3	563	Pavement	121P-01100	14.22	2013	MINOR_REHAB ASPHALT	Blue	\$1,382,866	72
847													
848	0121P	17.443	22.436	3	770	Pavement	121P-01744	19.94	2012	CHIP_SEAL	Orange	\$280,204	84
849	0121P	17.443	22.436	3	770	Pavement	121P-01744	19.94	2020	MINOR_REHAB ASPHALT	Blue	\$1,419,817	84
850	0121P	17.443	22.436	3	770	Structure	0F 591	18.52	2012	PREVENTIVE_DECK	Orange	\$41,970	99
851	0121P	17.443	22.436	3	770	Structure	0F 591	18.52	2012	PREVENTIVE_SUBSTRUCTURE	Orange	\$20,985	99
852	0121P	17.443	22.436	3	770	Structure	0F 592	19.63	2012	PREVENTIVE_DECK	Orange	\$42,583	99
853	0121P	17.443	22.436	3	770	Structure	0F 592	19.63	2012	PREVENTIVE_SUBSTRUCTURE	Orange	\$21,292	99
854													
855	0121P	22.436	31.452	3	2670	Pavement	121P-02244	26.94	2014	MAJOR_REHAB ASPHALT	Blue	\$4,112,574	72
856	0121P	22.436	31.452	3	2670	Structure	0D 801	24.35	2016	PREVENTIVE_DECK	Orange	\$10,000	95
857	0121P	22.436	31.452	3	2670	Structure	0D 801	24.35	2016	PREVENTIVE_SUBSTRUCTURE	Orange	\$10,000	95
858													
859	0121P	31.452	34.012	3	2990	Pavement	121P-03145	32.73	2010	MINOR_REHAB ASPHALT	Blue	\$1,207,666	84
860	0121P	31.452	34.012	3	2990	Pavement	121P-03145	32.73	2020	MINOR_REHAB ASPHALT	Blue	\$1,623,002	84
861													
862	0121P	34.012	37.709	3	3076	Pavement	121P-03401	35.86	2013	MINOR_REHAB ASPHALT	Blue	\$1,029,729	81
863													
864	0121P	37.709	40.194	3	8425	Pavement	121P-03771	38.95	2015	MINOR_REHAB ASPHALT	Blue	\$939,808	90
865	0121P	37.709	40.194	3	8425	Structure	0D 246	38.77	2009	PREVENTIVE_DECK	Orange	\$19,901	89
866	0121P	37.709	40.194	3	8425	Structure	0D 246	38.77	2009	PREVENTIVE_SUBSTRUCTURE	Orange	\$10,000	89
867													
868	0132P	8.658	20.949	3	1435	Pavement	132P-00866	14.80	2018	MINOR_REHAB ASPHALT	Blue	\$4,312,069	94
869	0132P	8.658	20.949	3	1435	Structure	0C 249	12.48	2018	PREVENTIVE_DECK	Orange	\$66,658	95
870	0132P	8.658	20.949	3	1435	Structure	0C 249	12.48	2018	PREVENTIVE_SUBSTRUCTURE	Orange	\$33,329	95
871													
872	0132P	20.949	24.952	3	1435	Pavement	132P-02095	22.95	2012	FUNCTIONAL_REPAIR	Orange	\$799,271	89
873	0132P	20.949	24.952	3	1435	Pavement	132P-02095	22.95	2020	MINOR_REHAB ASPHALT	Blue	\$1,265,616	89
874													
875	0132P	24.952	32.923	3	1439	Pavement	132P-02495	28.94	2011	MINOR_REHAB ASPHALT	Blue	\$2,030,174	87
876													
877	0132P	32.923	34.229	3	2890	Pavement	132P-03292	33.58	2010	CHIP_SEAL	Orange	\$133,208	93
878	0132P	32.923	34.229	3	2890	Pavement	132P-03292	33.58	2019	MINOR_REHAB ASPHALT	Blue	\$695,224	93
879													
880	0132P	34.229	41.88	3	2890	Pavement	132P-03423	38.05	2010	CHIP_SEAL	Orange	\$564,124	93
881	0132P	34.229	41.88	3	2890	Pavement	132P-03423	38.05	2019	MINOR_REHAB ASPHALT	Blue	\$2,944,218	93

Line	Road	From	To	Region	AADT	Asset	ElementID	Milepoint	Year	Treatment	Budget	Cost	Condition
882													
883	0141P	0	6.607	3	595	Pavement	141P-00000	3.30	2012	MINOR_REHAB_ASPHALT	Blue	\$1,393,747	77
884	0141P	0	6.607	3	595	Pavement	141P-00000	3.30	2020	CHIP_SEAL	Orange	\$441,389	77
885													
886	0144P	0	2.378	3	360	Pavement	144P-00000	1.19	2012	MINOR_REHAB_ASPHALT	Blue	\$414,233	67
887													
888	0145P	0	0.498	3	15415	Pavement	145P-00000	0.25	2010	MINOR_REHAB_ASPHALT	Blue	\$169,741	90
889	0145P	0	0.498	3	15415	Structure	OC 344	0.10	2013	REPLACE_DECK	Blue	\$1,782,496	85
890													
891	0146P	0	5.313	3	8690	Pavement	146P-00000	2.66	2015	MAJOR_REHAB_ASPHALT	Blue	\$5,013,410	80
892													
893	0147P	0	0.499	3	2010	Pavement	147P-00000	0.25	2011	MINOR_REHAB_ASPHALT	Blue	\$97,769	87
894													
895	0147P	0.499	2.533	3	1900	Pavement	147P-00050	1.52	2011	MINOR_REHAB_ASPHALT	Blue	\$993,688	87
896	0147P	0.499	2.533	3	1900	Pavement	147P-00050	1.52	2019	CHIP_SEAL	Orange	\$314,694	87
897													
898	0147P	2.533	6.923	3	1900	Pavement	147P-00253	4.73	2011	MINOR_REHAB_ASPHALT	Blue	\$923,306	85
899													
900	0147P	6.923	11.137	3	1671	Pavement	147P-00692	9.03	2011	FUNCTIONAL_REPAIR	Orange	\$905,579	87
901	0147P	6.923	11.137	3	1671	Pavement	147P-00692	9.03	2019	MINOR_REHAB_ASPHALT	Blue	\$1,433,950	87
902	0147P	6.923	11.137	3	1671	Structure	OF 565	9.81	2011	PREVENTIVE_DECK	Orange	\$52,185	99
903	0147P	6.923	11.137	3	1671	Structure	OF 565	9.81	2011	PREVENTIVE_SUBSTRUCTURE	Orange	\$26,093	99
904													
905	0147P	11.137	11.3	3	2000	Pavement	147P-01114	11.22	2012	MINOR_REHAB_ASPHALT	Blue	\$30,935	85
906	0147P	11.137	11.3	3	2000	Pavement	147P-01114	11.22	2020	MINOR_REHAB_ASPHALT	Blue	\$39,187	85
907													
908	0147P	11.3	17.115	3	2209	Pavement	147P-01130	14.21	2013	MINOR_REHAB_ASPHALT	Blue	\$1,109,893	85
909	0147P	11.3	17.115	3	2209	Structure	OC 464	11.36	2017	REPLACE_STRUCTURE	Blue	\$4,334,935	65
910													
911	0147P	17.115	18.121	3	1978	Pavement	147P-01711	17.62	2015	MAJOR_REHAB_ASPHALT	Blue	\$316,903	85
912													
913	0149P	0	4.217	3	2170	Pavement	149P-00000	2.11	2011	MINOR_REHAB_ASPHALT	Blue	\$847,434	84
914	0149P	0	4.217	3	2170	Pavement	149P-00000	2.11	2019	MINOR_REHAB_ASPHALT	Blue	\$1,073,504	84
915	0149P	0	4.217	3	2170	Structure	OD 570	2.70	2017	REPLACE_STRUCTURE	Blue	\$360,276	46
916													
917	0156P	0	1.383	3	26348	Pavement	156P-00000	0.69	2009	CHIP_SEAL	Orange	\$219,750	97
918	0156P	0	1.383	3	26348	Pavement	156P-00000	0.69	2017	CHIP_SEAL	Orange	\$278,373	97
919	0156P	0	1.383	3	26348	Safety	0156P-000.00	0.50	2016	SAFETY_IMPROVEMENT	Safety	\$671,958	7
920													
921	0164P	0	1.545	3	3005	Pavement	164P-00000	0.77	2012	MINOR_REHAB_ASPHALT	Blue	\$432,678	91
922													
923	0164P	1.545	2.669	3	3789	Pavement	164P-00154	2.11	2012	MINOR_REHAB_ASPHALT	Blue	\$399,984	90

Line	Road	From	To	Region	AADT	Asset	ElementID	Milepoint	Year	Treatment	Budget	Cost	Condition
924													
925	0164P	2.669	2.736	3	4100	Pavement	164P-00267	2.70	2013	MINOR_REHAB_CONCRETE	Blue	\$4,337	93
926	0164P	2.669	2.736	3	4100	Structure	4D 149	2.72	2013	PREVENTIVE_DECK	Orange	\$33,590	95
927	0164P	2.669	2.736	3	4100	Structure	4D 149	2.72	2013	PREVENTIVE_SUBSTRUCTURE	Orange	\$16,795	95
928													
929	0178P	0	1.2	3	8500	Pavement	178P-00000	0.60	2016	MAJOR_REHAB_ASPHALT	Blue	\$2,324,923	85
930													
931	0180P	0	1.046	3	17710	Pavement	180P-00000	0.52	2015	MAJOR_REHAB_ASPHALT	Blue	\$1,910,927	77
932	0180P	0	1.046	3	17710	Structure	0C 347	0.10	2013	REPLACE_STRUCTURE	Blue	\$2,726,820	75
933													
934	0189P	0	0.661	3	30627	Pavement	189P-00000	0.33	2013	MINOR_REHAB_ASPHALT	Blue	\$574,074	88
935	0189P	0	0.661	3	30627	Structure	0C 792	0.03	2013	PREVENTIVE_DECK	Orange	\$248,643	92
936	0189P	0	0.661	3	30627	Structure	0C 792	0.03	2013	PREVENTIVE_SUBSTRUCTURE	Orange	\$124,321	92
937	0189P	0	0.661	3	30627	Structure	3C 793	0.30	2010	PREVENTIVE_DECK	Orange	\$141,090	93
938	0189P	0	0.661	3	30627	Structure	3C 793	0.30	2010	PREVENTIVE_SUBSTRUCTURE	Orange	\$70,545	93
939	0189P	0	0.661	3	30627	Structure	3C 793	0.30	2018	REPAIR_DECK	Blue	\$446,821	93
940													
941	0189P	0.661	1.155	3	30627	Pavement	189P-00066	0.91	2009	GRIND_CONCRETE	Blue	\$287,101	78
942	0189P	0.661	1.155	3	30627	Safety	0189P-001.00	1.50	2013	SAFETY_IMPROVEMENT	Safety	\$614,937	9
943													
944	0189P	1.155	1.52	3	31507	Pavement	189P-00116	1.34	2011	MAJOR_REHAB_ASPHALT	Blue	\$568,535	82
945	0189P	1.155	1.52	3	31507	Structure	0F 84	1.40	2013	REPLACE_STRUCTURE	Blue	\$14,528,438	67
946													
947	0189P	1.52	3.506	3	43153	Pavement	189P-00152	2.51	2009	GRIND_CONCRETE	Blue	\$965,948	64
948	0189P	1.52	3.506	3	43153	Safety	0189P-002.00	2.50	2012	SAFETY_IMPROVEMENT	Safety	\$597,026	9
949	0189P	1.52	3.506	3	43153	Safety	0189P-003.00	3.50	2012	SAFETY_IMPROVEMENT	Safety	\$597,026	9
950													
951	0189P	3.506	7.5	3	28762	Pavement	189P-00351	5.50	2009	MAJOR_REHAB_ASPHALT	Blue	\$7,140,655	77
952	0189P	3.506	7.5	3	28762	Safety	0189P-004.00	4.50	2017	SAFETY_IMPROVEMENT	Safety	\$692,117	5
953	0189P	3.506	7.5	3	28762	Safety	0189P-005.00	5.50	2016	SAFETY_IMPROVEMENT	Safety	\$671,958	6
954	0189P	3.506	7.5	3	28762	Safety	0189P-006.00	6.50	2016	SAFETY_IMPROVEMENT	Safety	\$671,958	7
955													
956	0189P	7.5	8.518	3	16705	Pavement	189P-00750	8.01	2009	MINOR_REHAB_ASPHALT	Blue	\$512,959	90
957	0189P	7.5	8.518	3	16705	Pavement	189P-00750	8.01	2017	CHIP_SEAL	Orange	\$162,450	90
958													
959	0189P	8.518	9.071	3	16705	Pavement	189P-00852	8.79	2012	GRIND_CONCRETE	Blue	\$285,951	79
960	0189P	8.518	9.071	3	16705	Structure	0E2222	8.56	2014	REPAIR_CULVERT	Blue	\$190,016	58
961													
962	0189P	9.071	14.379	3	13902	Pavement	189P-00907	11.73	2012	GRIND_CONCRETE	Blue	\$1,380,462	81
963	0189P	9.071	14.379	3	13902	Structure	0F 528	10.85	2012	PREVENTIVE_DECK	Orange	\$234,024	97
964	0189P	9.071	14.379	3	13902	Structure	0F 528	10.85	2012	PREVENTIVE_SUBSTRUCTURE	Orange	\$117,012	97
965	0189P	9.071	14.379	3	13902	Safety	0189P-012.00	12.50	2012	SAFETY_IMPROVEMENT	Safety	\$298,513	6

Line	Road	From	To	Region	AADT	Asset	ElementID	Milepoint	Year	Treatment	Budget	Cost	Condition
966													
967	0189P	14.379	14.649	3	8136	Pavement	189P-01438	14.51	2012	GRIND_CONCRETE	Blue	\$117,868	86
968													
969	0189P	14.649	17.028	3	7330	Pavement	189P-01465	15.84	2012	MAJOR_REHAB_ASPHALT	Blue	\$2,237,438	69
970													
971	0189P	17.028	19.764	3	7352	Pavement	189P-01703	18.40	2010	MAJOR_REHAB_ASPHALT	Blue	\$2,142,733	76
972	0189P	17.028	19.764	3	7352	Structure	OD 404	18.00	2013	REPLACE_STRUCTURE	Blue	\$10,000	68
973	0189P	17.028	19.764	3	7352	Safety	0189P-018.00	18.50	2017	SAFETY_IMPROVEMENT	Safety	\$346,058	5
974													
975	0189P	19.764	25.191	3	10324	Pavement	189P-01976	22.48	2010	MINOR_REHAB_ASPHALT	Blue	\$0	73
976	0189P	19.764	25.191	3	10324	Pavement	189P-01976	22.48	2020	MAJOR_REHAB_ASPHALT	Blue	\$6,060,154	73
977													
978	0189P	25.191	29.216	3	9687	Pavement	189P-02519	27.20	2010	MINOR_REHAB_ASPHALT	Blue	\$0	60
979	0189P	25.191	29.216	3	9687	Pavement	189P-02519	27.20	2020	MAJOR_REHAB_ASPHALT	Blue	\$6,178,633	60
980													
981	0191P	260.218	269.23	3	435	Pavement	191P-16675	264.72	2018	MINOR_REHAB_ASPHALT	Blue	\$2,592,422	91
982													
983	0191P	269.23	276.255	3	435	Pavement	191P-17576	272.74	2014	FUNCTIONAL_REPAIR	Orange	\$1,435,808	89
984													
985	0191P	276.255	282.215	3	435	Pavement	191P-18278	279.24	2012	FUNCTIONAL_REPAIR	Orange	\$1,160,046	81
986													
987	0191P	282.215	294.22	3	436	Pavement	191P-18874	288.22	2014	MINOR_REHAB_ASPHALT	Blue	\$2,827,516	81
988													
989	0191P	294.22	294.847	3	615	Pavement	191P-20075	294.53	2010	MINOR_REHAB_ASPHALT	Blue	\$195,610	77
990	0191P	294.22	294.847	3	615	Structure	0F 382	294.41	2012	PREVENTIVE_DECK	Orange	\$37,363	88
991	0191P	294.22	294.847	3	615	Structure	0F 382	294.41	2012	PREVENTIVE_SUBSTRUCTURE	Orange	\$18,681	88
992													
993	0191P	352.611	353.107	3	2110	Pavement	191P-20153	352.86	2013	MAJOR_REHAB_ASPHALT	Blue	\$424,410	77
994													
995	0191P	353.107	353.948	3	2110	Pavement	191P-20203	353.53	2010	MINOR_REHAB_ASPHALT	Blue	\$365,241	86
996	0191P	353.107	353.948	3	2110	Pavement	191P-20203	353.53	2019	CHIP_SEAL	Orange	\$119,139	86
997	0191P	353.107	353.948	3	2110	Structure	0F 721	353.77	2014	PREVENTIVE_DECK	Orange	\$64,532	91
998	0191P	353.107	353.948	3	2110	Structure	0F 721	353.77	2014	PREVENTIVE_SUBSTRUCTURE	Orange	\$32,266	91
999													
1000	0191P	353.948	357.302	3	2110	Pavement	191P-20287	355.63	2013	MINOR_REHAB_ASPHALT	Blue	\$1,241,645	78
1001													
1002	0191P	357.302	363.803	3	1471	Pavement	191P-20622	360.55	2011	MINOR_REHAB_ASPHALT	Blue	\$1,532,340	76
1003													
1004	0191P	363.803	372.381	3	1399	Pavement	191P-21272	368.09	2010	CHIP_SEAL	Orange	\$548,474	93
1005	0191P	363.803	372.381	3	1399	Pavement	191P-21272	368.09	2018	MINOR_REHAB_ASPHALT	Blue	\$2,779,164	93
1006													
1007	0191P	372.381	378.304	3	1295	Pavement	191P-22130	375.34	2013	MINOR_REHAB_ASPHALT	Blue	\$1,469,990	77

Line	Road	From	To	Region	AADT	Asset	ElementID	Milepoint	Year	Treatment	Budget	Cost	Condition
1050	0222P	0	2.041	3	3016	Pavement	222P-00000	1.02	2013	MINOR_REHAB ASPHALT	Blue	\$533,698	90
1051													
1052	0222P	2.041	3.361	3	481	Pavement	222P-00204	2.70	2013	MINOR_REHAB ASPHALT	Blue	\$385,497	85
1053													
1054	0241P	0	0.386	3	15175	Pavement	241P-00000	0.19	2012	MINOR_REHAB ASPHALT	Blue	\$171,261	93
1055													
1056	0265P	0	0.373	3	8530	Pavement	265P-00000	0.19	2018	MAJOR_REHAB ASPHALT	Blue	\$877,461	82
1057	0265P	0	0.373	3	8530	Structure	0F 674	0.33	2015	PREVENTIVE_DECK	Orange	\$373,006	97
1058	0265P	0	0.373	3	8530	Structure	0F 674	0.33	2015	PREVENTIVE_SUBSTRUCTURE	Orange	\$186,503	97
1059	0265P	0	0.373	3	8530	Safety	0265P-000.00	0.50	2014	SAFETY_IMPROVEMENT	Safety	\$633,385	7
1060													
1061	0265P	0.373	0.727	3	29885	Pavement	265P-00037	0.55	2013	MINOR_REHAB ASPHALT	Blue	\$312,652	82
1062	0265P	0.373	0.727	3	29885	Structure	0F 673	0.44	2013	PREVENTIVE_DECK	Orange	\$591,426	95
1063	0265P	0.373	0.727	3	29885	Structure	0F 673	0.44	2013	PREVENTIVE_SUBSTRUCTURE	Orange	\$295,713	95
1064													
1065	0265P	0.727	1.206	3	35040	Pavement	265P-00073	0.97	2013	MINOR_REHAB ASPHALT	Blue	\$434,028	80
1066	0265P	0.727	1.206	3	35040	Safety	0265P-001.00	1.50	2012	SAFETY_IMPROVEMENT	Safety	\$597,026	9
1067													
1068	0265P	1.206	2.965	3	39188	Pavement	265P-00121	2.09	2010	MINOR_REHAB ASPHALT	Blue	\$1,396,441	87
1069	0265P	1.206	2.965	3	39188	Pavement	265P-00121	2.09	2020	MINOR_REHAB ASPHALT	Blue	\$1,876,700	87
1070													
1071	0265P	2.965	4.332	3	42550	Pavement	265P-00296	3.65	2010	OG_SEAL	Orange	\$717,486	97
1072	0265P	2.965	4.332	3	42550	Structure	0C 568	3.36	2009	PREVENTIVE_DECK	Orange	\$113,903	97
1073	0265P	2.965	4.332	3	42550	Structure	0C 568	3.36	2009	PREVENTIVE_SUBSTRUCTURE	Orange	\$56,952	97
1074	0265P	2.965	4.332	3	42550	Structure	0C 568	3.36	2017	REPAIR_DECK	Blue	\$360,723	97
1075	0265P	2.965	4.332	3	42550	Structure	0C 568	3.36	2017	REPAIR_SUBSTRUCTURE	Blue	\$240,482	97
1076	0265P	2.965	4.332	3	42550	Structure	4F 261	3.93	2011	REPAIR_DECK	Blue	\$157,507	90
1077	0265P	2.965	4.332	3	42550	Structure	4F 261	3.93	2011	REPAIR_SUBSTRUCTURE	Blue	\$105,005	90
1078	0265P	2.965	4.332	3	42550	Structure	4F 261	3.93	2011	REPAIR_SUPERSTRUCTURE	Blue	\$262,512	90
1079	0265P	2.965	4.332	3	42550	Structure	2F 261	3.96	2020	REPLACE_STRUCTURE	Blue	\$1,781,100	84
1080													
1081	0294P	0	0.38	3	2400	Pavement	294P-00000	0.19	2009	MINOR_REHAB ASPHALT	Blue	\$112,362	85
1082	0294P	0	0.38	3	2400	Pavement	294P-00000	0.19	2017	MINOR_REHAB ASPHALT	Blue	\$142,337	85
1083													
1084	0296P	0	1.5	3	600	Pavement	296P-00000	0.75	2009	MAJOR_REHAB ASPHALT	Blue	\$1,022,459	61
1085													
1086	0301P	0	2.04	3	150	Pavement	301P-00000	1.02	2012	FUNCTIONAL_REPAIR	Orange	\$315,532	84
1087													
1088	0311P	0	3.91	3	300	Pavement	311P-00000	1.96	2015	FUNCTIONAL_REPAIR	Orange	\$718,458	74
1089	0311P	0	3.91	3	300	Structure	0C 72	1.20	2015	REPLACE_DECK	Blue	\$192,770	64
1090													
1091	0314P	0	0.76	3	400	Pavement	314P-00000	0.38	2010	MINOR_REHAB ASPHALT	Blue	\$189,678	88

Line	Road	From	To	Region	AADT	Asset	ElementID	Milepoint	Year	Treatment	Budget	Cost	Condition
42	0006P	235.145	238.585	4	12409	Pavement	006P-22386	236.87	2012	MINOR_REHAB ASPHALT	Blue	\$1,778,737	89
43	0006P	235.145	238.585	4	12409	Structure	0E1611	235.43	2019	REPAIR_CULVERT	Blue	\$220,280	78
44	0006P	235.145	238.585	4	12409	Structure	0D 532	235.60	2012	PREVENTIVE_DECK	Orange	\$129,100	85
45	0006P	235.145	238.585	4	12409	Structure	0D 532	235.60	2012	PREVENTIVE_SUBSTRUCTURE	Orange	\$64,550	85
46	0006P	235.145	238.585	4	12409	Structure	4F 390	236.35	2012	PREVENTIVE_DECK	Orange	\$85,352	95
47	0006P	235.145	238.585	4	12409	Structure	4F 390	236.35	2012	PREVENTIVE_SUBSTRUCTURE	Orange	\$42,676	95
48	0006P	235.145	238.585	4	12409	Structure	4F 390	236.35	2019	REPAIR_DECK	Blue	\$270,302	95
49	0006P	235.145	238.585	4	12409	Structure	4F 390	236.35	2019	REPAIR_SUBSTRUCTURE	Blue	\$180,202	95
50	0006P	235.145	238.585	4	12409	Structure	2F 390	236.35	2012	PREVENTIVE_DECK	Orange	\$85,352	95
51	0006P	235.145	238.585	4	12409	Structure	2F 390	236.35	2012	PREVENTIVE_SUBSTRUCTURE	Orange	\$42,676	95
52	0006P	235.145	238.585	4	12409	Structure	2F 427	238.52	2010	PREVENTIVE_DECK	Orange	\$37,726	94
53	0006P	235.145	238.585	4	12409	Structure	2F 427	238.52	2010	PREVENTIVE_SUBSTRUCTURE	Orange	\$18,863	94
54	0006P	235.145	238.585	4	12409	Structure	2F 427	238.52	2020	REPAIR_DECK	Blue	\$126,750	94
55	0006P	235.145	238.585	4	12409	Structure	2F 427	238.52	2020	REPAIR_SUBSTRUCTURE	Blue	\$84,500	94
56													
57	0006P	238.585	242.149	4	12189	Pavement	006P-22730	240.37	2006	FUNCTIONAL_REPAIR	Orange	\$1,619,200	54
58	0006P	238.585	242.149	4	12189	Pavement	006P-22730	240.37	2014	MINOR_REHAB ASPHALT	Blue	\$2,563,943	54
59	0006P	238.585	242.149	4	12189	Structure	0F 388	240.39	2011	PREVENTIVE_DECK	Orange	\$54,805	95
60	0006P	238.585	242.149	4	12189	Structure	0F 388	240.39	2011	PREVENTIVE_SUBSTRUCTURE	Orange	\$27,402	95
61													
62	0006P	242.149	246.102	4	16942	Pavement	006P-23086	244.13	2006	RECONSTRUCT ASPHALT	Blue	\$0	92
63	0006P	242.149	246.102	4	16942	Pavement	006P-23086	244.13	2017	CHIP_SEAL	Orange	\$341,806	92
64	0006P	242.149	246.102	4	16942	Structure	0C 722	242.24	2015	MAJOR_REHAB_DECK	Blue	\$1,024,894	94
65	0006P	242.149	246.102	4	16942	Structure	0C 722	242.24	2015	MAJOR_REHAB_SUBSTRUCTURE	Blue	\$585,653	94
66	0006P	242.149	246.102	4	16942	Structure	0E1612	244.70	2015	PREVENTIVE_CULVERT	Orange	\$100,794	85
67													
68	0006P	246.102	251.575	4	15299	Pavement	006P-23481	248.84	2014	MINOR_REHAB ASPHALT	Blue	\$2,430,618	92
69													
70	0006P	251.575	255.324	4	6695	Pavement	006P-24029	253.45	2010	MINOR_REHAB ASPHALT	Blue	\$1,637,594	85
71													
72	0006P	255.324	261.033	4	6695	Pavement	006P-24404	258.18	2010	CHIP_SEAL	Orange	\$475,846	93
73	0006P	255.324	261.033	4	6695	Pavement	006P-24404	258.18	2019	MINOR_REHAB ASPHALT	Blue	\$2,483,486	93
74	0006P	255.324	261.033	4	6695	Structure	0C 311	255.94	2015	REPAIR_DECK	Blue	\$156,420	76
75	0006P	255.324	261.033	4	6695	Structure	0C 320	256.60	2019	REPAIR_DECK	Blue	\$198,918	76
76													
77	0006P	261.033	262.271	4	6695	Pavement	006P-24974	261.65	2010	FUNCTIONAL_REPAIR	Orange	\$458,690	83
78													
79	0006P	262.271	277.521	4	4250	Pavement	006P-25098	269.90	2012	CHIP_SEAL	Orange	\$1,116,302	91
80	0006P	262.271	277.521	4	4250	Pavement	006P-25098	269.90	2020	MINOR_REHAB ASPHALT	Blue	\$5,656,393	91
81	0006P	262.271	277.521	4	4250	Structure	0E1183	263.16	2015	REPAIR_CULVERT	Blue	\$195,716	79
82													
83	0006P	277.521	286.912	4	4250	Pavement	006P-26623	282.22	2011	MINOR_REHAB ASPHALT	Blue	\$3,396,606	85

Line	Road	From	To	Region	AADT	Asset	ElementID	Milepoint	Year	Treatment	Budget	Cost	Condition
126	0009P	32.561	40.748	4	1936	Pavement	009P-03256	36.65	2011	MAJOR_REHAB_ASPHALT	Blue	\$6,613,471	60
127													
128	0009P	40.748	44.876	4	1925	Pavement	009P-04075	42.81	2014	MAJOR_REHAB_ASPHALT	Blue	\$4,113,590	78
129													
130	0010P	0	7.509	4	495	Pavement	010P-00000	3.75	2007	CHIP_SEAL	Orange	\$360,657	93
131	0010P	0	7.509	4	495	Pavement	010P-00000	3.75	2015	CHIP_SEAL	Orange	\$456,869	93
132													
133	0010P	7.509	10.36	4	495	Pavement	010P-00751	8.93	2007	CHIP_SEAL	Orange	\$129,253	94
134	0010P	7.509	10.36	4	495	Pavement	010P-00751	8.93	2015	CHIP_SEAL	Orange	\$163,733	94
135	0010P	7.509	10.36	4	495	Structure	0F 414	8.47	2015	PREVENTIVE_DECK	Orange	\$45,897	89
136	0010P	7.509	10.36	4	495	Structure	0F 414	8.47	2015	PREVENTIVE_SUBSTRUCTURE	Orange	\$22,948	89
137													
138	0010P	10.36	14.117	4	619	Pavement	010P-01036	12.24	2011	CHIP_SEAL	Orange	\$246,369	94
139	0010P	10.36	14.117	4	619	Pavement	010P-01036	12.24	2019	CHIP_SEAL	Orange	\$312,093	94
140													
141	0010P	14.117	26.075	4	1764	Pavement	010P-01412	20.10	2008	MINOR_REHAB_ASPHALT	Blue	\$0	65
142	0010P	14.117	26.075	4	1764	Structure	0F 700	15.86	2014	PREVENTIVE_DECK	Orange	\$68,234	80
143	0010P	14.117	26.075	4	1764	Structure	0F 700	15.86	2014	PREVENTIVE_SUBSTRUCTURE	Orange	\$34,117	80
144													
145	0010P	26.075	27.337	4	3583	Pavement	010P-02608	26.71	2008	MINOR_REHAB_ASPHALT	Blue	\$0	90
146	0010P	26.075	27.337	4	3583	Pavement	010P-02608	26.71	2016	CHIP_SEAL	Orange	\$153,957	90
147													
148	0010P	27.337	37.339	4	3300	Pavement	010P-02734	32.34	2012	MINOR_REHAB_ASPHALT	Blue	\$3,712,146	57
149	0010P	27.337	37.339	4	3300	Pavement	010P-02734	32.34	2020	MINOR_REHAB_ASPHALT	Blue	\$4,702,436	57
150	0010P	27.337	37.339	4	3300	Structure	0D 578	32.09	2018	REPLACE_STRUCTURE	Blue	\$616,479	46
151													
152	0010P	37.339	38.547	4	6028	Pavement	010P-03734	37.94	2012	MINOR_REHAB_ASPHALT	Blue	\$667,026	71
153	0010P	37.339	38.547	4	6028	Pavement	010P-03734	37.94	2020	MINOR_REHAB_ASPHALT	Blue	\$844,969	71
154	0010P	37.339	38.547	4	6028	Structure	0F 83	37.49	2017	REPLACE_STRUCTURE	Blue	\$1,743,271	76
155													
156	0010P	38.547	41.365	4	3942	Pavement	010P-03855	39.96	2013	MINOR_REHAB_ASPHALT	Blue	\$866,264	90
157													
158	0010P	41.365	46.6	4	5260	Pavement	010P-04136	43.98	2013	MINOR_REHAB_ASPHALT	Blue	\$1,911,755	87
159													
160	0010P	46.6	47.815	4	10187	Pavement	010P-04660	47.21	2016	MINOR_REHAB_ASPHALT	Blue	\$870,428	93
161													
162	0010P	47.815	48.617	4	5341	Pavement	010P-04782	48.22	2013	MINOR_REHAB_ASPHALT	Blue	\$527,724	90
163													
164	0010P	48.617	53.816	4	5341	Pavement	010P-04862	51.22	2011	MINOR_REHAB_ASPHALT	Blue	\$3,144,137	90
165	0010P	48.617	53.816	4	5341	Pavement	010P-04862	51.22	2019	CHIP_SEAL	Orange	\$995,725	90
166													
167	0010P	53.816	65.022	4	9271	Pavement	010P-05382	59.42	2008	FUNCTIONAL_REPAIR	Orange	\$2,285,277	78

Line	Road	From	To	Region	AADT	Asset	ElementID	Milepoint	Year	Treatment	Budget	Cost	Condition
168	0010P	53.816	65.022	4	9271	Pavement	010P-05382	59.42	2018	MINOR_REHAB_ASPHALT	Blue	\$3,839,027	78
169	0010P	53.816	65.022	4	9271	Structure	0E1176	63.10	2019	REPAIR_CULVERT	Blue	\$220,280	84
170													
171	0010P	65.022	67.309	4	10430	Pavement	010P-06502	66.17	2010	MAJOR_REHAB_ASPHALT	Blue	\$1,861,606	72
172													
173	0010P	67.309	68.885	4	10430	Pavement	010P-06731	68.10	2010	MINOR_REHAB_ASPHALT	Blue	\$765,418	80
174													
175	0011P	0	2.945	4	4589	Pavement	011P-00000	1.47	2009	MINOR_REHAB_ASPHALT	Blue	\$766,126	79
176	0011P	0	2.945	4	4589	Pavement	011P-00000	1.47	2017	CHIP_SEAL	Orange	\$242,626	79
177													
178	0012P	0	7.234	4	2450	Pavement	012P-00000	3.62	2012	MINOR_REHAB_ASPHALT	Blue	\$1,754,569	83
179	0012P	0	7.234	4	2450	Structure	0F 686	0.05	2012	PREVENTIVE_DECK	Orange	\$10,000	80
180	0012P	0	7.234	4	2450	Structure	0F 686	0.05	2012	PREVENTIVE_SUBSTRUCTURE	Orange	\$10,000	80
181													
182	0012P	7.234	13.637	4	2449	Pavement	012P-00723	10.44	2009	MINOR_REHAB_ASPHALT	Blue	\$1,614,234	77
183	0012P	7.234	13.637	4	2449	Pavement	012P-00723	10.44	2017	CHIP_SEAL	Orange	\$511,216	77
184													
185	0012P	13.637	20.79	4	2370	Pavement	012P-01364	17.21	2017	MAJOR_REHAB_ASPHALT	Blue	\$6,051,649	74
186													
187	0012P	20.79	27.946	4	1535	Pavement	012P-02079	24.37	2011	MINOR_REHAB_ASPHALT	Blue	\$1,621,811	87
188													
189	0012P	27.946	38.074	4	1300	Pavement	012P-02795	33.01	2016	MAJOR_REHAB_ASPHALT	Blue	\$8,600,914	82
190													
191	0012P	38.074	46.402	4	1275	Pavement	012P-03807	42.24	2009	MINOR_REHAB_ASPHALT	Blue	\$1,754,304	70
192	0012P	38.074	46.402	4	1275	Pavement	012P-03807	42.24	2017	MINOR_REHAB_ASPHALT	Blue	\$2,222,300	70
193													
194	0012P	46.402	59.126	4	1307	Pavement	012P-04640	52.76	2013	MAJOR_REHAB_ASPHALT	Blue	\$7,527,536	71
195													
196	0012P	59.126	70.412	4	1488	Pavement	012P-05913	64.77	2008	MINOR_REHAB_ASPHALT	Blue	\$0	82
197	0012P	59.126	70.412	4	1488	Pavement	012P-05913	64.77	2016	MINOR_REHAB_ASPHALT	Blue	\$2,997,536	82
198													
199	0012P	70.412	79.402	4	1240	Pavement	012P-07041	74.91	2006	FUNCTIONAL_REPAIR	Orange	\$1,360,128	73
200	0012P	70.412	79.402	4	1240	Pavement	012P-07041	74.91	2014	MINOR_REHAB_ASPHALT	Blue	\$2,153,712	73
201													
202	0012P	79.402	83.44	4	1141	Pavement	012P-07940	81.42	2009	MINOR_REHAB_ASPHALT	Blue	\$815,667	88
203	0012P	79.402	83.44	4	1141	Pavement	012P-07940	81.42	2017	CHIP_SEAL	Orange	\$258,316	88
204													
205	0012P	83.44	87.65	4	1141	Pavement	012P-08344	85.55	2009	MINOR_REHAB_ASPHALT	Blue	\$1,165,997	90
206	0012P	83.44	87.65	4	1141	Pavement	012P-08344	85.55	2017	CHIP_SEAL	Orange	\$369,263	90
207													
208	0012P	87.65	101.857	4	655	Pavement	012P-08765	94.75	2007	FUNCTIONAL_REPAIR	Orange	\$1,894,594	78
209	0012P	87.65	101.857	4	655	Pavement	012P-08765	94.75	2015	CHIP_SEAL	Orange	\$750,005	78

Line	Road	From	To	Region	AADT	Asset	ElementID	Milepoint	Year	Treatment	Budget	Cost	Condition
210													
211	0012P	101.857	110.781	4	655	Pavement	012P-10186	106.32	2008	FUNCTIONAL_REPAIR	Orange	\$1,333,913	84
212	0012P	101.857	110.781	4	655	Pavement	012P-10186	106.32	2016	CHIP_SEAL	Orange	\$528,050	84
213													
214	0012P	110.781	123.174	4	372	Pavement	012P-11078	116.98	2017	MINOR_REHAB_ASPHALT	Blue	\$3,258,174	86
215													
216	0014P	0	0.597	4	3941	Pavement	014P-00000	0.30	2012	CHIP_SEAL	Orange	\$82,170	94
217	0014P	0	0.597	4	3941	Pavement	014P-00000	0.30	2020	MINOR_REHAB_ASPHALT	Blue	\$416,361	94
218	0014P	0	0.597	4	3941	Structure	0F 542	0.42	2012	PREVENTIVE_DECK	Orange	\$72,404	80
219	0014P	0	0.597	4	3941	Structure	0F 542	0.42	2012	PREVENTIVE_SUBSTRUCTURE	Orange	\$36,202	80
220													
221	0014P	0.597	2.862	4	3941	Pavement	014P-00060	1.73	2011	CHIP_SEAL	Orange	\$114,268	93
222	0014P	0.597	2.862	4	3941	Pavement	014P-00060	1.73	2019	MINOR_REHAB_ASPHALT	Blue	\$579,006	93
223	0014P	0.597	2.862	4	3941	Structure	0C 275	2.03	2018	REPLACE_STRUCTURE	Blue	\$478,819	73
224													
225	0014P	2.862	12.323	4	1630	Pavement	014P-00286	7.59	2009	CHIP_SEAL	Orange	\$517,975	92
226	0014P	2.862	12.323	4	1630	Pavement	014P-00286	7.59	2017	CHIP_SEAL	Orange	\$656,156	92
227	0014P	2.862	12.323	4	1630	Structure	0C 276	3.45	2019	REPAIR_DECK	Blue	\$43,746	71
228	0014P	2.862	12.323	4	1630	Structure	0C 276	3.45	2019	REPAIR_SUBSTRUCTURE	Blue	\$29,164	71
229	0014P	2.862	12.323	4	1630	Structure	0F 553	6.96	2013	PREVENTIVE_DECK	Orange	\$47,896	94
230	0014P	2.862	12.323	4	1630	Structure	0F 553	6.96	2013	PREVENTIVE_SUBSTRUCTURE	Orange	\$23,948	94
231													
232	0014P	12.323	22.533	4	1125	Pavement	014P-01232	17.43	2011	CHIP_SEAL	Orange	\$544,123	88
233	0014P	12.323	22.533	4	1125	Pavement	014P-01232	17.43	2019	MINOR_REHAB_ASPHALT	Blue	\$2,757,117	88
234													
235	0014P	22.533	31.027	4	570	Pavement	014P-02253	26.78	2007	FUNCTIONAL_REPAIR	Orange	\$1,136,756	78
236	0014P	22.533	31.027	4	570	Pavement	014P-02253	26.78	2015	CHIP_SEAL	Orange	\$450,003	78
237													
238	0014P	31.027	40.995	4	570	Pavement	014P-03103	36.01	2009	FUNCTIONAL_REPAIR	Orange	\$1,402,028	75
239	0014P	31.027	40.995	4	570	Pavement	014P-03103	36.01	2017	MINOR_REHAB_ASPHALT	Blue	\$2,220,059	75
240	0014P	31.027	40.995	4	570	Structure	0E2523	35.32	2011	PREVENTIVE_DECK	Orange	\$10,000	90
241	0014P	31.027	40.995	4	570	Structure	0E2523	35.32	2011	PREVENTIVE_SUBSTRUCTURE	Orange	\$10,000	90
242													
243	0015N	0	6.039	4	21663	Pavement	015N-00000	3.02	2006	MINOR_REHAB_ASPHALT	Blue	\$0	73
244	0015N	0	6.039	4	21663	Pavement	015N-00000	3.02	2019	MINOR_REHAB_ASPHALT	Blue	\$3,808,126	73
245	0015N	0	6.039	4	21663	Structure	3F 315	1.68	2013	PREVENTIVE_DECK	Orange	\$78,039	98
246	0015N	0	6.039	4	21663	Structure	3F 315	1.68	2013	PREVENTIVE_SUBSTRUCTURE	Orange	\$39,020	98
247	0015N	0	6.039	4	21663	Structure	3F 291	4.65	2013	PREVENTIVE_DECK	Orange	\$53,505	97
248	0015N	0	6.039	4	21663	Structure	3F 291	4.65	2013	PREVENTIVE_SUBSTRUCTURE	Orange	\$26,753	97
249	0015N	0	6.039	4	21663	Structure	3C 374	5.32	2016	PREVENTIVE_DECK	Orange	\$216,900	95
250	0015N	0	6.039	4	21663	Structure	3C 374	5.32	2016	PREVENTIVE_SUBSTRUCTURE	Orange	\$108,450	95
251	0015N	0	6.039	4	21663	Structure	3F 314	5.66	2013	PREVENTIVE_DECK	Orange	\$85,780	93

Line	Road	From	To	Region	AADT	Asset	ElementID	Milepoint	Year	Treatment	Budget	Cost	Condition
294	0015N	42.587	51.334	4	17093	Pavement	015N-04259	46.96	2014	MINOR_REHAB_ASPHALT	Blue	\$3,680,796	92
295	0015N	42.587	51.334	4	17093	Structure	3D 753	51.17	2010	PREVENTIVE_DECK	Orange	\$44,595	93
296	0015N	42.587	51.334	4	17093	Structure	3D 753	51.17	2010	PREVENTIVE_SUBSTRUCTURE	Orange	\$22,297	93
297													
298	0015N	51.334	61.475	4	16703	Pavement	015N-05133	56.40	2010	FUNCTIONAL_REPAIR	Orange	\$3,228,606	90
299	0015N	51.334	61.475	4	16703	Pavement	015N-05133	56.40	2020	MINOR_REHAB_ASPHALT	Blue	\$5,423,721	90
300	0015N	51.334	61.475	4	16703	Structure	3F 181	57.11	2010	PREVENTIVE_DECK	Orange	\$35,218	94
301	0015N	51.334	61.475	4	16703	Structure	3F 181	57.11	2010	PREVENTIVE_SUBSTRUCTURE	Orange	\$17,609	94
302	0015N	51.334	61.475	4	16703	Structure	3F 119	58.86	2011	PREVENTIVE_DECK	Orange	\$96,470	94
303	0015N	51.334	61.475	4	16703	Structure	3F 119	58.86	2011	PREVENTIVE_SUBSTRUCTURE	Orange	\$48,235	94
304	0015N	51.334	61.475	4	16703	Structure	3F 117	59.26	2010	PREVENTIVE_DECK	Orange	\$73,271	96
305	0015N	51.334	61.475	4	16703	Structure	3F 117	59.26	2010	PREVENTIVE_SUBSTRUCTURE	Orange	\$36,635	96
306	0015N	51.334	61.475	4	16703	Structure	3F 120	60.00	2010	PREVENTIVE_DECK	Orange	\$53,099	96
307	0015N	51.334	61.475	4	16703	Structure	3F 120	60.00	2010	PREVENTIVE_SUBSTRUCTURE	Orange	\$26,550	96
308	0015N	51.334	61.475	4	16703	Structure	3D 788	61.10	2013	PREVENTIVE_DECK	Orange	\$38,007	92
309	0015N	51.334	61.475	4	16703	Structure	3D 788	61.10	2013	PREVENTIVE_SUBSTRUCTURE	Orange	\$19,003	92
310													
311	0015N	61.475	70.405	4	16535	Pavement	015N-06148	65.94	2006	CHIP_SEAL	Orange	\$632,500	91
312	0015N	61.475	70.405	4	16535	Pavement	015N-06148	65.94	2014	CHIP_SEAL	Orange	\$801,232	91
313	0015N	61.475	70.405	4	16535	Structure	3D 762	61.93	2019	MAJOR_REHAB_DECK	Blue	\$423,236	92
314	0015N	61.475	70.405	4	16535	Structure	3D 762	61.93	2019	MAJOR_REHAB_SUBSTRUCTURE	Blue	\$241,849	92
315	0015N	61.475	70.405	4	16535	Structure	3D 615	68.97	2015	MAJOR_REHAB_SUBSTRUCTURE	Blue	\$492,960	88
316													
317	0015N	70.405	82.732	4	15056	Pavement	015N-07040	76.57	2012	FUNCTIONAL_REPAIR	Orange	\$3,984,370	80
318	0015N	70.405	82.732	4	15056	Structure	3F 281	70.95	2015	REPAIR_DECK	Blue	\$204,452	98
319	0015N	70.405	82.732	4	15056	Structure	3F 281	70.95	2015	REPAIR_SUBSTRUCTURE	Blue	\$136,301	98
320	0015N	70.405	82.732	4	15056	Structure	3F 281	70.95	2015	REPAIR_SUPERSTRUCTURE	Blue	\$340,753	98
321	0015N	70.405	82.732	4	15056	Structure	3F 260	76.76	2011	PREVENTIVE_DECK	Orange	\$48,516	96
322	0015N	70.405	82.732	4	15056	Structure	3F 260	76.76	2011	PREVENTIVE_SUBSTRUCTURE	Orange	\$24,258	96
323													
324	0015N	82.732	94.832	4	14488	Pavement	015N-08273	88.78	2016	GRIND_CONCRETE	Blue	\$4,008,320	87
325													
326	0015N	94.832	98.972	4	15460	Pavement	015N-09483	96.90	2017	GRIND_CONCRETE	Blue	\$1,154,744	81
327													
328	0015N	98.972	104.71	4	15460	Pavement	015N-09897	101.84	2009	GRIND_CONCRETE	Blue	\$1,552,776	84
329	0015N	98.972	104.71	4	15460	Structure	3F 397	104.38	2011	PREVENTIVE_DECK	Orange	\$45,371	94
330	0015N	98.972	104.71	4	15460	Structure	3F 397	104.38	2011	PREVENTIVE_SUBSTRUCTURE	Orange	\$22,686	94
331													
332	0015N	104.71	107.131	4	14541	Pavement	015N-10471	105.92	2009	PREV_MAINT_CONCRETE	Orange	\$441,053	95
333													
334	0015N	107.131	112.68	4	14541	Pavement	015N-10713	109.91	2009	MINOR_REHAB_ASPHALT	Blue	\$2,753,983	90
335	0015N	107.131	112.68	4	14541	Pavement	015N-10713	109.91	2017	CHIP_SEAL	Orange	\$872,166	90

Line	Road	From	To	Region	AADT	Asset	ElementID	Milepoint	Year	Treatment	Budget	Cost	Condition
378	0015N	173.674	179.594	4	11568	Pavement	015N-17367	176.63	2013	CHIP_SEAL	Orange	\$466,737	94
379													
380	0015N	179.594	188.091	4	11191	Pavement	015N-17959	183.84	2009	MINOR_REHAB ASPHALT	Blue	\$2,380,652	87
381	0015N	179.594	188.091	4	11191	Pavement	015N-17959	183.84	2017	CHIP_SEAL	Orange	\$753,935	87
382	0015N	179.594	188.091	4	11191	Structure	3C 643	185.19	2015	REPAIR_DECK	Blue	\$97,644	96
383	0015N	179.594	188.091	4	11191	Structure	3C 643	185.19	2015	REPAIR_SUBSTRUCTURE	Blue	\$65,096	96
384	0015N	179.594	188.091	4	11191	Structure	3C 643	185.19	2015	REPAIR_SUPERSTRUCTURE	Blue	\$162,740	96
385													
386	0015N	188.091	194.137	4	11954	Pavement	015N-18809	191.11	2006	RECONSTRUCT CONCRETE	Blue	\$0	54
387	0015N	188.091	194.137	4	11954	Structure	3F 438	194.14	2011	PREVENTIVE_DECK	Orange	\$28,189	98
388	0015N	188.091	194.137	4	11954	Structure	3F 438	194.14	2011	PREVENTIVE_SUBSTRUCTURE	Orange	\$14,094	98
389													
390	0015P	0	6.039	4	21663	Pavement	015P-00000	3.02	2006	MINOR_REHAB ASPHALT	Blue	\$0	73
391	0015P	0	6.039	4	21663	Pavement	015P-00000	3.02	2019	MINOR_REHAB ASPHALT	Blue	\$3,808,126	73
392	0015P	0	6.039	4	21663	Structure	1D 664	1.68	2014	MAJOR_REHAB_SUBSTRUCTURE	Blue	\$136,627	98
393	0015P	0	6.039	4	21663	Structure	1F 291	4.65	2014	PREVENTIVE_DECK	Orange	\$53,505	97
394	0015P	0	6.039	4	21663	Structure	1F 291	4.65	2014	PREVENTIVE_SUBSTRUCTURE	Orange	\$26,753	97
395	0015P	0	6.039	4	21663	Structure	1C 302	5.31	2014	REPAIR_DECK	Blue	\$475,896	81
396	0015P	0	6.039	4	21663	Structure	1C 302	5.31	2014	REPAIR_SUPERSTRUCTURE	Blue	\$793,160	81
397	0015P	0	6.039	4	21663	Structure	1D 673	5.65	2010	PREVENTIVE_DECK	Orange	\$61,495	83
398	0015P	0	6.039	4	21663	Structure	1D 673	5.65	2010	PREVENTIVE_SUBSTRUCTURE	Orange	\$30,748	83
399	0015P	0	6.039	4	21663	Structure	1D 673	5.65	2019	REPAIR_DECK	Blue	\$206,611	83
400	0015P	0	6.039	4	21663	Structure	1D 673	5.65	2019	REPAIR_SUBSTRUCTURE	Blue	\$137,740	83
401	0015P	0	6.039	4	21663	Structure	1D 673	5.65	2019	REPAIR_SUPERSTRUCTURE	Blue	\$344,351	83
402													
403	0015P	6.039	10.806	4	37244	Pavement	015P-00604	8.42	2006	MINOR_REHAB ASPHALT	Blue	\$0	71
404	0015P	6.039	10.806	4	37244	Pavement	015P-00604	8.42	2014	OG_SEAL	Orange	\$1,455,591	71
405	0015P	6.039	10.806	4	37244	Structure	1F 288	7.62	2014	PREVENTIVE_DECK	Orange	\$86,578	95
406	0015P	6.039	10.806	4	37244	Structure	1F 288	7.62	2014	PREVENTIVE_SUBSTRUCTURE	Orange	\$43,289	95
407	0015P	6.039	10.806	4	37244	Structure	1F 289	8.42	2014	PREVENTIVE_DECK	Orange	\$58,960	97
408	0015P	6.039	10.806	4	37244	Structure	1F 289	8.42	2014	PREVENTIVE_SUBSTRUCTURE	Orange	\$29,480	97
409	0015P	6.039	10.806	4	37244	Structure	1F 289	8.42	2019	REPAIR_DECK	Blue	\$186,722	97
410													
411	0015P	10.806	19.484	4	25509	Pavement	015P-01081	15.15	2008	RECONSTRUCT ASPHALT	Blue	\$0	77
412	0015P	10.806	19.484	4	25509	Structure	1C 914	10.93	2009	PREVENTIVE_DECK	Orange	\$10,000	96
413	0015P	10.806	19.484	4	25509	Structure	1C 914	10.93	2009	PREVENTIVE_SUBSTRUCTURE	Orange	\$10,000	96
414	0015P	10.806	19.484	4	25509	Structure	1C 914	10.93	2009	PREVENTIVE_SUPERSTRUCTURE	Orange	\$10,000	96
415	0015P	10.806	19.484	4	25509	Structure	0E1329	11.49	2017	REPAIR_CULVERT	Blue	\$195,716	69
416	0015P	10.806	19.484	4	25509	Structure	1D 738	12.04	2009	PREVENTIVE_DECK	Orange	\$46,789	90
417	0015P	10.806	19.484	4	25509	Structure	1D 738	12.04	2009	PREVENTIVE_SUBSTRUCTURE	Orange	\$23,395	90
418	0015P	10.806	19.484	4	25509	Structure	1D 738	12.04	2017	REPAIR_DECK	Blue	\$148,178	90
419	0015P	10.806	19.484	4	25509	Structure	1D 738	12.04	2017	REPAIR_SUBSTRUCTURE	Blue	\$98,785	90

Line	Road	From	To	Region	AADT	Asset	ElementID	Milepoint	Year	Treatment	Budget	Cost	Condition
420	0015P	10.806	19.484	4	25509	Structure	1D 724	15.97	2012	MAJOR_REHAB_SUPERSTR	Blue	\$352,902	82
421	0015P	10.806	19.484	4	25509	Structure	1D 724	15.97	2020	REPAIR_DECK	Blue	\$191,591	82
422	0015P	10.806	19.484	4	25509	Structure	1D 724	15.97	2020	REPAIR_SUBSTRUCTURE	Blue	\$127,727	82
423	0015P	10.806	19.484	4	25509	Structure	1D 555	19.47	2017	MAJOR_REHAB_DECK	Blue	\$249,534	95
424	0015P	10.806	19.484	4	25509	Structure	1D 555	19.47	2017	MAJOR_REHAB_SUPERSTR	Blue	\$249,534	95
425	0015P	10.806	19.484	4	25509	Safety	0015P-013.00	13.50	2014	SAFETY_IMPROVEMENT	Safety	\$316,693	4
426	0015P	10.806	19.484	4	25509	Safety	0015P-016.00	16.50	2016	SAFETY_IMPROVEMENT	Safety	\$335,979	4
427													
428	0015P	19.484	27.219	4	16461	Pavement	015P-01948	23.35	2009	CHIP_SEAL	Orange	\$606,443	93
429	0015P	19.484	27.219	4	16461	Pavement	015P-01948	23.35	2017	CHIP_SEAL	Orange	\$768,223	93
430	0015P	19.484	27.219	4	16461	Structure	1E1081	20.22	2015	REPAIR_CULVERT	Blue	\$195,716	98
431	0015P	19.484	27.219	4	16461	Structure	1D 680	23.70	2010	PREVENTIVE_DECK	Orange	\$43,504	96
432	0015P	19.484	27.219	4	16461	Structure	1D 680	23.70	2010	PREVENTIVE_SUBSTRUCTURE	Orange	\$21,752	96
433	0015P	19.484	27.219	4	16461	Safety	0015P-022.00	22.50	2016	SAFETY_IMPROVEMENT	Safety	\$335,979	4
434													
435	0015P	27.219	34.477	4	17108	Pavement	015P-02722	30.85	2010	MINOR_REHAB_ASPHALT	Blue	\$2,710,855	83
436	0015P	27.219	34.477	4	17108	Pavement	015P-02722	30.85	2020	MINOR_REHAB_ASPHALT	Blue	\$3,643,163	83
437	0015P	27.219	34.477	4	17108	Structure	1D 630	27.50	2011	PREVENTIVE_DECK	Orange	\$60,083	97
438	0015P	27.219	34.477	4	17108	Structure	1D 630	27.50	2011	PREVENTIVE_SUBSTRUCTURE	Orange	\$30,042	97
439	0015P	27.219	34.477	4	17108	Structure	0D 629	30.68	2010	PREVENTIVE_DECK	Orange	\$77,305	90
440	0015P	27.219	34.477	4	17108	Structure	0D 629	30.68	2010	PREVENTIVE_SUBSTRUCTURE	Orange	\$38,652	90
441	0015P	27.219	34.477	4	17108	Structure	0D 629	30.68	2020	REPAIR_DECK	Blue	\$252,164	90
442	0015P	27.219	34.477	4	17108	Structure	0D 629	30.68	2020	REPAIR_SUBSTRUCTURE	Blue	\$168,109	90
443	0015P	27.219	34.477	4	17108	Structure	0D 629	30.68	2020	REPAIR_SUPERSTRUCTURE	Blue	\$420,273	90
444	0015P	27.219	34.477	4	17108	Structure	1D 628	31.86	2011	PREVENTIVE_DECK	Orange	\$18,306	96
445	0015P	27.219	34.477	4	17108	Structure	1D 628	31.86	2011	PREVENTIVE_SUBSTRUCTURE	Orange	\$10,000	96
446	0015P	27.219	34.477	4	17108	Structure	1D 628	31.86	2020	REPAIR_DECK	Blue	\$57,973	96
447	0015P	27.219	34.477	4	17108	Structure	1D 628	31.86	2020	REPAIR_SUBSTRUCTURE	Blue	\$38,648	96
448	0015P	27.219	34.477	4	17108	Structure	1D 523	33.20	2020	MAJOR_REHAB_DECK	Blue	\$143,932	97
449	0015P	27.219	34.477	4	17108	Structure	1D 523	33.20	2020	MAJOR_REHAB_SUPERSTR	Blue	\$143,932	97
450	0015P	27.219	34.477	4	17108	Structure	0D 636	33.42	2009	PREVENTIVE_DECK	Orange	\$76,218	90
451	0015P	27.219	34.477	4	17108	Structure	0D 636	33.42	2009	PREVENTIVE_SUBSTRUCTURE	Orange	\$38,109	90
452	0015P	27.219	34.477	4	17108	Structure	0D 636	33.42	2020	REPAIR_DECK	Blue	\$256,076	90
453	0015P	27.219	34.477	4	17108	Structure	0D 636	33.42	2020	REPAIR_SUBSTRUCTURE	Blue	\$170,717	90
454	0015P	27.219	34.477	4	17108	Structure	0D 636	33.42	2020	REPAIR_SUPERSTRUCTURE	Blue	\$426,793	90
455	0015P	27.219	34.477	4	17108	Structure	0D 627	34.22	2014	PREVENTIVE_DECK	Orange	\$98,420	85
456	0015P	27.219	34.477	4	17108	Structure	0D 627	34.22	2014	PREVENTIVE_SUBSTRUCTURE	Orange	\$49,210	85
457	0015P	27.219	34.477	4	17108	Safety	0015P-028.00	28.50	2016	SAFETY_IMPROVEMENT	Safety	\$335,979	4
458	0015P	27.219	34.477	4	17108	Safety	0015P-033.00	33.50	2016	SAFETY_IMPROVEMENT	Safety	\$335,979	4
459	0015P	27.219	34.477	4	17108	Safety	0015P-034.00	34.50	2011	SAFETY_IMPROVEMENT	Safety	\$289,819	8
460													
461	0015P	34.477	42.587	4	16459	Pavement	015P-03448	38.53	2007	FUNCTIONAL_REPAIR	Orange	\$1,991,992	79

Line	Road	From	To	Region	AADT	Asset	ElementID	Milepoint	Year	Treatment	Budget	Cost	Condition
462	0015P	34.477	42.587	4	16459	Pavement	015P-03448	38.53	2016	MINOR_REHAB ASPHALT	Blue	\$3,248,872	79
463	0015P	34.477	42.587	4	16459	Structure	1D 644	36.76	2009	PREVENTIVE_DECK	Orange	\$13,021	93
464	0015P	34.477	42.587	4	16459	Structure	1D 644	36.76	2016	REPAIR_DECK	Blue	\$41,235	93
465	0015P	34.477	42.587	4	16459	Structure	1D 644	36.76	2016	REPAIR_SUBSTRUCTURE	Blue	\$27,490	93
466	0015P	34.477	42.587	4	16459	Structure	0E1209	37.20	2020	REPAIR_CULVERT	Blue	\$226,888	70
467	0015P	34.477	42.587	4	16459	Structure	1D 633	40.25	2011	PREVENTIVE_DECK	Orange	\$57,837	94
468	0015P	34.477	42.587	4	16459	Structure	1D 633	40.25	2011	PREVENTIVE_SUBSTRUCTURE	Orange	\$28,918	94
469	0015P	34.477	42.587	4	16459	Structure	0E1128	40.82	2019	REPAIR_CULVERT	Blue	\$220,280	65
470	0015P	34.477	42.587	4	16459	Structure	1D 632	42.16	2011	PREVENTIVE_DECK	Orange	\$57,837	93
471	0015P	34.477	42.587	4	16459	Structure	1D 632	42.16	2011	PREVENTIVE_SUBSTRUCTURE	Orange	\$28,918	93
472	0015P	34.477	42.587	4	16459	Structure	1D 632	42.16	2019	REPAIR_DECK	Blue	\$183,165	93
473	0015P	34.477	42.587	4	16459	Structure	1D 632	42.16	2019	REPAIR_SUBSTRUCTURE	Blue	\$122,110	93
474	0015P	34.477	42.587	4	16459	Safety	0015P-036.00	36.50	2016	SAFETY_IMPROVEMENT	Safety	\$335,979	4
475	0015P	34.477	42.587	4	16459	Safety	0015P-037.00	37.50	2016	SAFETY_IMPROVEMENT	Safety	\$335,979	4
476	0015P	34.477	42.587	4	16459	Safety	0015P-042.00	42.50	2016	SAFETY_IMPROVEMENT	Safety	\$335,979	4
477													
478	0015P	42.587	51.334	4	17093	Pavement	015P-04259	46.96	2014	MINOR_REHAB ASPHALT	Blue	\$3,680,796	92
479	0015P	42.587	51.334	4	17093	Structure	0D 752	46.17	2009	PREVENTIVE_DECK	Orange	\$60,445	93
480	0015P	42.587	51.334	4	17093	Structure	0D 752	46.17	2009	PREVENTIVE_SUBSTRUCTURE	Orange	\$30,222	93
481	0015P	42.587	51.334	4	17093	Structure	0D 752	46.17	2019	REPAIR_DECK	Blue	\$203,082	93
482	0015P	42.587	51.334	4	17093	Structure	0D 752	46.17	2019	REPAIR_SUBSTRUCTURE	Blue	\$135,388	93
483	0015P	42.587	51.334	4	17093	Structure	0D 752	46.17	2019	REPAIR_SUPERSTRUCTURE	Blue	\$338,471	93
484	0015P	42.587	51.334	4	17093	Structure	0C 472	47.57	2014	PREVENTIVE_DECK	Orange	\$84,885	95
485	0015P	42.587	51.334	4	17093	Structure	0C 472	47.57	2014	PREVENTIVE_SUBSTRUCTURE	Orange	\$42,443	95
486	0015P	42.587	51.334	4	17093	Structure	1D 753	51.17	2010	PREVENTIVE_DECK	Orange	\$44,595	93
487	0015P	42.587	51.334	4	17093	Structure	1D 753	51.17	2010	PREVENTIVE_SUBSTRUCTURE	Orange	\$22,297	93
488	0015P	42.587	51.334	4	17093	Safety	0015P-045.00	45.50	2016	SAFETY_IMPROVEMENT	Safety	\$335,979	4
489	0015P	42.587	51.334	4	17093	Safety	0015P-051.00	51.50	2012	SAFETY_IMPROVEMENT	Safety	\$298,513	6
490													
491	0015P	51.334	61.475	4	16703	Pavement	015P-05133	56.40	2010	FUNCTIONAL_REPAIR	Orange	\$3,228,606	90
492	0015P	51.334	61.475	4	16703	Pavement	015P-05133	56.40	2020	MINOR_REHAB ASPHALT	Blue	\$5,423,721	90
493	0015P	51.334	61.475	4	16703	Structure	0C 501	54.26	2010	PREVENTIVE_DECK	Orange	\$78,504	96
494	0015P	51.334	61.475	4	16703	Structure	0C 501	54.26	2010	PREVENTIVE_SUBSTRUCTURE	Orange	\$39,252	96
495	0015P	51.334	61.475	4	16703	Structure	0C 501	54.26	2020	REPAIR_DECK	Blue	\$263,758	96
496	0015P	51.334	61.475	4	16703	Structure	0C 501	54.26	2020	REPAIR_SUBSTRUCTURE	Blue	\$175,839	96
497	0015P	51.334	61.475	4	16703	Structure	0C 501	54.26	2020	REPAIR_SUPERSTRUCTURE	Blue	\$439,597	96
498	0015P	51.334	61.475	4	16703	Structure	1F 181	57.10	2010	PREVENTIVE_DECK	Orange	\$35,218	94
499	0015P	51.334	61.475	4	16703	Structure	1F 181	57.10	2010	PREVENTIVE_SUBSTRUCTURE	Orange	\$17,609	94
500	0015P	51.334	61.475	4	16703	Structure	1F 181	57.10	2020	REPAIR_DECK	Blue	\$114,878	94
501	0015P	51.334	61.475	4	16703	Structure	1F 181	57.10	2020	REPAIR_SUBSTRUCTURE	Blue	\$76,586	94
502	0015P	51.334	61.475	4	16703	Structure	1F 119	58.86	2011	PREVENTIVE_DECK	Orange	\$96,470	94
503	0015P	51.334	61.475	4	16703	Structure	1F 119	58.86	2011	PREVENTIVE_SUBSTRUCTURE	Orange	\$48,235	94

Line	Road	From	To	Region	AADT	Asset	ElementID	Milepoint	Year	Treatment	Budget	Cost	Condition
504	0015P	51.334	61.475	4	16703	Structure	1F 117	59.25	2011	PREVENTIVE_DECK	Orange	\$95,684	78
505	0015P	51.334	61.475	4	16703	Structure	1F 117	59.25	2011	PREVENTIVE_SUBSTRUCTURE	Orange	\$47,842	78
506	0015P	51.334	61.475	4	16703	Structure	1F 120	59.98	2010	PREVENTIVE_DECK	Orange	\$53,099	96
507	0015P	51.334	61.475	4	16703	Structure	1F 120	59.98	2010	PREVENTIVE_SUBSTRUCTURE	Orange	\$26,550	96
508	0015P	51.334	61.475	4	16703	Structure	1D 788	61.09	2010	PREVENTIVE_DECK	Orange	\$34,782	92
509	0015P	51.334	61.475	4	16703	Structure	1D 788	61.09	2010	PREVENTIVE_SUBSTRUCTURE	Orange	\$17,391	92
510	0015P	51.334	61.475	4	16703	Safety	0015P-055.00	55.50	2016	SAFETY_IMPROVEMENT	Safety	\$335,979	4
511	0015P	51.334	61.475	4	16703	Safety	0015P-059.00	59.50	2012	SAFETY_IMPROVEMENT	Safety	\$298,513	6
512													
513	0015P	61.475	70.405	4	16535	Pavement	015P-06148	65.94	2006	CHIP_SEAL	Orange	\$632,500	91
514	0015P	61.475	70.405	4	16535	Pavement	015P-06148	65.94	2014	CHIP_SEAL	Orange	\$801,232	91
515	0015P	61.475	70.405	4	16535	Structure	1D 672	61.92	2015	REPLACE_STRUCTURE	Blue	\$2,145,190	54
516	0015P	61.475	70.405	4	16535	Structure	0F 239	70.26	2009	PREVENTIVE_DECK	Orange	\$46,472	96
517	0015P	61.475	70.405	4	16535	Structure	0F 239	70.26	2009	PREVENTIVE_SUBSTRUCTURE	Orange	\$23,236	96
518													
519	0015P	70.405	82.732	4	15056	Pavement	015P-07040	76.57	2012	FUNCTIONAL_REPAIR	Orange	\$3,984,370	80
520	0015P	70.405	82.732	4	15056	Structure	1F 281	70.93	2018	MAJOR_REHAB_SUBSTRUCTURE	Blue	\$297,880	98
521	0015P	70.405	82.732	4	15056	Structure	1F 260	76.76	2012	PREVENTIVE_DECK	Orange	\$48,516	96
522	0015P	70.405	82.732	4	15056	Structure	1F 260	76.76	2012	PREVENTIVE_SUBSTRUCTURE	Orange	\$24,258	96
523	0015P	70.405	82.732	4	15056	Structure	0P 2	79.90	2012	PREVENTIVE_DECK	Orange	\$117,583	94
524	0015P	70.405	82.732	4	15056	Structure	0P 2	79.90	2012	PREVENTIVE_SUBSTRUCTURE	Orange	\$58,792	94
525													
526	0015P	82.732	94.832	4	14488	Pavement	015P-08273	88.78	2016	GRIND_CONCRETE	Blue	\$4,008,320	87
527	0015P	82.732	94.832	4	14488	Safety	0015P-083.00	83.50	2017	SAFETY_IMPROVEMENT	Safety	\$346,058	4
528	0015P	82.732	94.832	4	14488	Safety	0015P-084.00	84.50	2017	SAFETY_IMPROVEMENT	Safety	\$346,058	4
529	0015P	82.732	94.832	4	14488	Safety	0015P-086.00	86.50	2014	SAFETY_IMPROVEMENT	Safety	\$316,693	5
530	0015P	82.732	94.832	4	14488	Safety	0015P-088.00	88.50	2014	SAFETY_IMPROVEMENT	Safety	\$316,693	5
531	0015P	82.732	94.832	4	14488	Safety	0015P-090.00	90.50	2014	SAFETY_IMPROVEMENT	Safety	\$316,693	5
532	0015P	82.732	94.832	4	14488	Safety	0015P-091.00	91.50	2013	SAFETY_IMPROVEMENT	Safety	\$307,468	6
533	0015P	82.732	94.832	4	14488	Safety	0015P-093.00	93.50	2017	SAFETY_IMPROVEMENT	Safety	\$346,058	4
534	0015P	82.732	94.832	4	14488	Safety	0015P-094.00	94.50	2017	SAFETY_IMPROVEMENT	Safety	\$346,058	4
535													
536	0015P	94.832	98.972	4	15460	Pavement	015P-09483	96.90	2017	GRIND_CONCRETE	Blue	\$1,154,744	81
537	0015P	94.832	98.972	4	15460	Structure	0E2064	96.80	2015	REPAIR_CULVERT	Blue	\$195,716	65
538	0015P	94.832	98.972	4	15460	Safety	0015P-095.00	95.50	2017	SAFETY_IMPROVEMENT	Safety	\$346,058	4
539	0015P	94.832	98.972	4	15460	Safety	0015P-098.00	98.50	2014	SAFETY_IMPROVEMENT	Safety	\$316,693	5
540													
541	0015P	98.972	104.71	4	15460	Pavement	015P-09897	101.84	2009	GRIND_CONCRETE	Blue	\$1,552,776	84
542	0015P	98.972	104.71	4	15460	Structure	0F 471	99.69	2015	MAJOR_REHAB_SUBSTRUCTURE	Blue	\$389,733	99
543	0015P	98.972	104.71	4	15460	Structure	1F 363N	102.92	2011	PREVENTIVE_DECK	Orange	\$35,938	80
544	0015P	98.972	104.71	4	15460	Structure	1F 363N	102.92	2011	PREVENTIVE_SUBSTRUCTURE	Orange	\$17,969	80
545	0015P	98.972	104.71	4	15460	Structure	1F 397	104.33	2011	PREVENTIVE_DECK	Orange	\$45,371	94

Line	Road	From	To	Region	AADT	Asset	ElementID	Milepoint	Year	Treatment	Budget	Cost	Condition
546	0015P	98.972	104.71	4	15460	Structure	1F 397	104.33	2011	PREVENTIVE_SUBSTRUCTURE	Orange	\$22,686	94
547	0015P	98.972	104.71	4	15460	Safety	0015P-101.00	101.50	2016	SAFETY_IMPROVEMENT	Safety	\$335,979	4
548	0015P	98.972	104.71	4	15460	Safety	0015P-102.00	102.50	2016	SAFETY_IMPROVEMENT	Safety	\$335,979	4
549													
550	0015P	104.71	107.131	4	14541	Pavement	015P-10471	105.92	2009	PREV_MAINT_CONCRETE	Orange	\$441,053	95
551	0015P	104.71	107.131	4	14541	Safety	0015P-106.00	106.50	2016	SAFETY_IMPROVEMENT	Safety	\$335,979	4
552	0015P	104.71	107.131	4	14541	Safety	0015P-107.00	107.50	2016	SAFETY_IMPROVEMENT	Safety	\$335,979	4
553													
554	0015P	107.131	112.68	4	14541	Pavement	015P-10713	109.91	2009	MINOR_REHAB ASPHALT	Blue	\$2,753,983	90
555	0015P	107.131	112.68	4	14541	Pavement	015P-10713	109.91	2019	MINOR_REHAB ASPHALT	Blue	\$3,701,123	90
556	0015P	107.131	112.68	4	14541	Structure	1F 180	109.81	2009	PREVENTIVE_DECK	Orange	\$29,746	96
557	0015P	107.131	112.68	4	14541	Structure	1F 180	109.81	2009	PREVENTIVE_SUBSTRUCTURE	Orange	\$14,873	96
558	0015P	107.131	112.68	4	14541	Structure	0C 571	109.92	2010	PREVENTIVE_DECK	Orange	\$81,557	97
559	0015P	107.131	112.68	4	14541	Structure	0C 571	109.92	2010	PREVENTIVE_SUBSTRUCTURE	Orange	\$40,779	97
560	0015P	107.131	112.68	4	14541	Structure	0C 571	109.92	2019	REPAIR_DECK	Blue	\$274,015	97
561	0015P	107.131	112.68	4	14541	Structure	0C 571	109.92	2019	REPAIR_SUBSTRUCTURE	Blue	\$182,677	97
562	0015P	107.131	112.68	4	14541	Structure	0C 571	109.92	2019	REPAIR_SUPERSTRUCTURE	Blue	\$456,692	97
563	0015P	107.131	112.68	4	14541	Structure	1D 767	110.40	2015	MAJOR_REHAB_SUBSTRUCTURE	Blue	\$199,291	95
564	0015P	107.131	112.68	4	14541	Structure	1F 176	110.95	2011	PREVENTIVE_DECK	Orange	\$44,023	95
565	0015P	107.131	112.68	4	14541	Structure	1F 176	110.95	2011	PREVENTIVE_SUBSTRUCTURE	Orange	\$22,012	95
566	0015P	107.131	112.68	4	14541	Structure	1F 132	111.78	2010	PREVENTIVE_DECK	Orange	\$55,607	96
567	0015P	107.131	112.68	4	14541	Structure	0D 700	111.80	2019	REPLACE_STRUCTURE	Blue	\$2,190,595	77
568													
569	0015P	112.68	120.381	4	14430	Pavement	015P-11268	116.53	2011	GRIND_CONCRETE	Blue	\$1,831,295	89
570	0015P	112.68	120.381	4	14430	Structure	1D 699	116.37	2015	REPLACE_STRUCTURE	Blue	\$1,136,547	80
571	0015P	112.68	120.381	4	14430	Safety	0015P-114.00	114.50	2015	SAFETY_IMPROVEMENT	Safety	\$326,193	5
572													
573	0015P	120.381	132.292	4	14579	Pavement	015P-12038	126.34	2012	CHIP_SEAL	Orange	\$911,603	96
574	0015P	120.381	132.292	4	14579	Pavement	015P-12038	126.34	2020	CHIP_SEAL	Orange	\$1,154,791	96
575	0015P	120.381	132.292	4	14579	Structure	0D 750	129.40	2009	PREVENTIVE_DECK	Orange	\$63,938	94
576	0015P	120.381	132.292	4	14579	Structure	0D 750	129.40	2017	REPAIR_DECK	Blue	\$202,488	94
577	0015P	120.381	132.292	4	14579	Structure	0D 750	129.40	2017	REPAIR_SUPERSTRUCTURE	Blue	\$337,479	94
578	0015P	120.381	132.292	4	14579	Safety	0015P-123.00	123.50	2013	SAFETY_IMPROVEMENT	Safety	\$307,468	6
579	0015P	120.381	132.292	4	14579	Safety	0015P-125.00	125.50	2012	SAFETY_IMPROVEMENT	Safety	\$298,513	7
580													
581	0015P	132.292	138.865	4	10879	Pavement	015P-13229	135.58	2009	CHIP_SEAL	Orange	\$460,250	93
582	0015P	132.292	138.865	4	10879	Pavement	015P-13229	135.58	2017	CHIP_SEAL	Orange	\$583,032	93
583	0015P	132.292	138.865	4	10879	Structure	1D 741	138.08	2011	PREVENTIVE_DECK	Orange	\$45,259	94
584	0015P	132.292	138.865	4	10879	Structure	1D 741	138.08	2011	PREVENTIVE_SUBSTRUCTURE	Orange	\$22,629	94
585													
586	0015P	138.865	144.138	4	10695	Pavement	015P-13886	141.50	2011	CHIP_SEAL	Orange	\$391,844	93
587	0015P	138.865	144.138	4	10695	Pavement	015P-13886	141.50	2019	CHIP_SEAL	Orange	\$496,376	93

Line	Road	From	To	Region	AADT	Asset	ElementID	Milepoint	Year	Treatment	Budget	Cost	Condition
588													
589	0015P	144.138	159.378	4	10453	Pavement	015P-14414	151.76	2010	CHIP_SEAL	Orange	\$1,099,377	94
590	0015P	144.138	159.378	4	10453	Pavement	015P-14414	151.76	2018	CHIP_SEAL	Orange	\$1,392,658	94
591	0015P	144.138	159.378	4	10453	Structure	0F 220	144.72	2019	MAJOR_REHAB_DECK	Blue	\$743,568	92
592	0015P	144.138	159.378	4	10453	Structure	0F 220	144.72	2019	MAJOR_REHAB_SUBSTRUCTURE	Blue	\$424,896	92
593	0015P	144.138	159.378	4	10453	Structure	1P 4	146.50	2011	PREVENTIVE_DECK	Orange	\$60,083	87
594	0015P	144.138	159.378	4	10453	Structure	1F 258	151.07	2011	PREVENTIVE_DECK	Orange	\$88,721	98
595	0015P	144.138	159.378	4	10453	Structure	1F 258	151.07	2011	PREVENTIVE_SUBSTRUCTURE	Orange	\$44,360	98
596	0015P	144.138	159.378	4	10453	Structure	0C 366	153.01	2011	PREVENTIVE_DECK	Orange	\$114,663	97
597	0015P	144.138	159.378	4	10453	Structure	0C 366	153.01	2011	PREVENTIVE_SUBSTRUCTURE	Orange	\$57,332	97
598	0015P	144.138	159.378	4	10453	Structure	0C 435	156.39	2019	MAJOR_REHAB_DECK	Blue	\$910,373	99
599	0015P	144.138	159.378	4	10453	Structure	0C 435	156.39	2019	MAJOR_REHAB_SUBSTRUCTURE	Blue	\$520,213	99
600	0015P	144.138	159.378	4	10453	Structure	1F 287	157.55	2011	PREVENTIVE_DECK	Orange	\$82,769	98
601	0015P	144.138	159.378	4	10453	Structure	1F 287	157.55	2011	PREVENTIVE_SUBSTRUCTURE	Orange	\$41,384	98
602	0015P	144.138	159.378	4	10453	Structure	1F 259	158.28	2011	PREVENTIVE_DECK	Orange	\$84,566	98
603	0015P	144.138	159.378	4	10453	Structure	1F 259	158.28	2011	PREVENTIVE_SUBSTRUCTURE	Orange	\$42,283	98
604													
605	0015P	159.378	169.402	4	11473	Pavement	015P-15938	164.39	2009	CHIP_SEAL	Orange	\$701,987	96
606	0015P	159.378	169.402	4	11473	Pavement	015P-15938	164.39	2017	CHIP_SEAL	Orange	\$889,256	96
607	0015P	159.378	169.402	4	11473	Structure	0C 581	164.50	2011	PREVENTIVE_DECK	Orange	\$95,684	99
608	0015P	159.378	169.402	4	11473	Structure	0C 581	164.50	2011	PREVENTIVE_SUBSTRUCTURE	Orange	\$47,842	99
609	0015P	159.378	169.402	4	11473	Structure	1F 203	166.74	2011	PREVENTIVE_DECK	Orange	\$81,758	98
610	0015P	159.378	169.402	4	11473	Structure	1F 203	166.74	2011	PREVENTIVE_SUBSTRUCTURE	Orange	\$40,879	98
611													
612	0015P	169.402	173.674	4	12301	Pavement	015P-16940	171.54	2013	CHIP_SEAL	Orange	\$336,798	95
613													
614	0015P	173.674	179.594	4	11568	Pavement	015P-17367	176.63	2013	CHIP_SEAL	Orange	\$466,737	94
615	0015P	173.674	179.594	4	11568	Structure	0F 334	174.71	2011	PREVENTIVE_DECK	Orange	\$133,755	92
616	0015P	173.674	179.594	4	11568	Structure	0F 334	174.71	2011	PREVENTIVE_SUBSTRUCTURE	Orange	\$66,878	92
617	0015P	173.674	179.594	4	11568	Structure	0C 626	175.82	2011	PREVENTIVE_DECK	Orange	\$98,604	94
618	0015P	173.674	179.594	4	11568	Structure	0C 626	175.82	2011	PREVENTIVE_SUBSTRUCTURE	Orange	\$49,302	94
619													
620	0015P	179.594	188.091	4	11191	Pavement	015P-17959	183.84	2009	MINOR_REHAB ASPHALT	Blue	\$2,380,652	87
621	0015P	179.594	188.091	4	11191	Pavement	015P-17959	183.84	2017	CHIP_SEAL	Orange	\$753,935	87
622	0015P	179.594	188.091	4	11191	Structure	1F 347	182.04	2011	PREVENTIVE_DECK	Orange	\$38,408	95
623	0015P	179.594	188.091	4	11191	Structure	1F 347	182.04	2011	PREVENTIVE_SUBSTRUCTURE	Orange	\$19,204	95
624	0015P	179.594	188.091	4	11191	Structure	0C 642	183.64	2015	REPAIR_DECK	Blue	\$250,904	98
625	0015P	179.594	188.091	4	11191	Structure	0C 642	183.64	2015	REPAIR_SUBSTRUCTURE	Blue	\$167,269	98
626	0015P	179.594	188.091	4	11191	Structure	0C 642	183.64	2015	REPAIR_SUPERSTRUCTURE	Blue	\$418,173	98
627	0015P	179.594	188.091	4	11191	Structure	1C 643	185.19	2015	REPAIR_DECK	Blue	\$97,644	96
628	0015P	179.594	188.091	4	11191	Structure	1C 643	185.19	2015	REPAIR_SUBSTRUCTURE	Blue	\$65,096	96
629	0015P	179.594	188.091	4	11191	Structure	1C 643	185.19	2015	REPAIR_SUPERSTRUCTURE	Blue	\$162,740	96

Line	Road	From	To	Region	AADT	Asset	ElementID	Milepoint	Year	Treatment	Budget	Cost	Condition
630													
631	0015P	188.091	194.137	4	11954	Pavement	015P-18809	191.11	2006	RECONSTRUCT_CONCRETE	Blue	\$0	54
632	0015P	188.091	194.137	4	11954	Structure	1F 438	194.13	2011	PREVENTIVE_DECK	Orange	\$28,189	98
633	0015P	188.091	194.137	4	11954	Structure	1F 438	194.13	2011	PREVENTIVE_SUBSTRUCTURE	Orange	\$14,094	98
634													
635	0017P	0	6.04	4	3007	Pavement	017P-00000	3.02	2015	MAJOR_REHAB_ASPHALT	Blue	\$5,390,525	74
636	0017P	0	6.04	4	3007	Structure	0F 589	0.65	2015	PREVENTIVE_DECK	Orange	\$77,190	94
637	0017P	0	6.04	4	3007	Structure	0F 589	0.65	2015	PREVENTIVE_SUBSTRUCTURE	Orange	\$38,595	94
638	0017P	0	6.04	4	3007	Structure	0F 550	3.45	2015	PREVENTIVE_DECK	Orange	\$66,759	97
639	0017P	0	6.04	4	3007	Structure	0F 550	3.45	2015	PREVENTIVE_SUBSTRUCTURE	Orange	\$33,379	97
640													
641	0018P	0	4.23	4	33150	Pavement	018P-00000	2.12	2010	FUNCTIONAL_REPAIR	Orange	\$1,958,012	83
642	0018P	0	4.23	4	33150	Pavement	018P-00000	2.12	2020	OG_SEAL	Orange	\$2,335,372	83
643	0018P	0	4.23	4	33150	Structure	0C 588	0.16	2016	PREVENTIVE_DECK	Orange	\$287,594	95
644	0018P	0	4.23	4	33150	Structure	0C 588	0.16	2016	PREVENTIVE_SUBSTRUCTURE	Orange	\$143,797	95
645	0018P	0	4.23	4	33150	Safety	0018P-000.00	0.50	2016	SAFETY_IMPROVEMENT	Safety	\$671,958	6
646	0018P	0	4.23	4	33150	Safety	0018P-002.00	2.50	2013	SAFETY_IMPROVEMENT	Safety	\$614,937	7
647													
648	0018P	4.23	12.889	4	6704	Pavement	018P-00423	8.56	2015	MAJOR_REHAB_ASPHALT	Blue	\$6,401,447	82
649	0018P	4.23	12.889	4	6704	Structure	0F 734	8.25	2014	PREVENTIVE_DECK	Orange	\$67,743	99
650	0018P	4.23	12.889	4	6704	Structure	0F 734	8.25	2014	PREVENTIVE_SUBSTRUCTURE	Orange	\$33,872	99
651													
652	0018P	12.889	19.696	4	4765	Pavement	018P-01289	16.29	2011	CHIP_SEAL	Orange	\$532,392	90
653													
654	0018P	19.696	24.965	4	2338	Pavement	018P-01970	22.33	2011	FUNCTIONAL_REPAIR	Orange	\$1,928,154	84
655													
656	0018P	24.965	40.288	4	1685	Pavement	018P-02496	32.63	2014	MAJOR_REHAB_ASPHALT	Blue	\$7,439,536	82
657													
658	0018P	40.288	50.872	4	1119	Pavement	018P-04029	45.58	2009	FUNCTIONAL_REPAIR	Orange	\$1,574,716	81
659													
660	0019P	0	4.552	4	4491	Pavement	019P-00000	2.28	2015	MAJOR_REHAB_ASPHALT	Blue	\$6,528,208	80
661	0019P	0	4.552	4	4491	Structure	0C 229	2.63	2011	PREVENTIVE_DECK	Orange	\$239,883	81
662	0019P	0	4.552	4	4491	Structure	0C 229	2.63	2020	REPAIR_DECK	Blue	\$782,482	81
663	0019P	0	4.552	4	4491	Structure	0C 229	2.63	2020	REPAIR_SUPERSTRUCTURE	Blue	\$1,304,137	81
664	0019P	0	4.552	4	4491	Structure	0F 418	3.70	2011	PREVENTIVE_DECK	Orange	\$78,658	98
665	0019P	0	4.552	4	4491	Structure	0F 418	3.70	2011	PREVENTIVE_SUBSTRUCTURE	Orange	\$39,329	98
666	0019P	0	4.552	4	4491	Structure	0F 417	3.93	2011	PREVENTIVE_DECK	Orange	\$84,902	97
667	0019P	0	4.552	4	4491	Structure	0F 417	3.93	2011	PREVENTIVE_SUBSTRUCTURE	Orange	\$42,451	97
668	0019P	0	4.552	4	4491	Structure	0F 420	4.51	2011	PREVENTIVE_DECK	Orange	\$112,866	98
669	0019P	0	4.552	4	4491	Structure	0F 420	4.51	2011	PREVENTIVE_SUBSTRUCTURE	Orange	\$56,433	98
670													
671	0020P	0	10.125	4	1365	Pavement	020P-00000	5.06	2012	CHIP_SEAL	Orange	\$555,855	93

Line	Road	From	To	Region	AADT	Asset	ElementID	Milepoint	Year	Treatment	Budget	Cost	Condition
714	0022P	0	6.867	4	225	Pavement	022P-00000	3.43	2013	MINOR_REHAB ASPHALT	Blue	\$1,603,086	83
715													
716	0024P	0	7.726	4	2705	Pavement	024P-00000	3.86	2009	FUNCTIONAL_REPAIR	Orange	\$1,792,932	82
717	0024P	0	7.726	4	2705	Pavement	024P-00000	3.86	2017	CHIP_SEAL	Orange	\$709,760	82
718	0024P	0	7.726	4	2705	Structure	0D 558	1.47	2014	MAJOR_REHAB_SUPERSTR	Blue	\$157,489	85
719													
720	0024P	7.726	15.869	4	1092	Pavement	024P-00773	11.80	2012	CHIP_SEAL	Orange	\$652,526	90
721	0024P	7.726	15.869	4	1092	Pavement	024P-00773	11.80	2020	CHIP_SEAL	Orange	\$826,600	90
722	0024P	7.726	15.869	4	1092	Structure	0F 276	8.17	2012	PREVENTIVE_DECK	Orange	\$12,803	82
723	0024P	7.726	15.869	4	1092	Structure	0F 276	8.17	2012	PREVENTIVE_SUBSTRUCTURE	Orange	\$10,000	82
724													
725	0024P	15.869	22.552	4	1285	Pavement	024P-01587	19.21	2014	CHIP_SEAL	Orange	\$458,092	98
726													
727	0024P	22.552	33.645	4	1248	Pavement	024P-02255	28.10	2012	CHIP_SEAL	Orange	\$785,950	92
728	0024P	22.552	33.645	4	1248	Pavement	024P-02255	28.10	2020	CHIP_SEAL	Orange	\$995,618	92
729													
730	0024P	33.645	40.926	4	884	Pavement	024P-03365	37.29	2012	FUNCTIONAL_REPAIR	Orange	\$2,149,309	74
731	0024P	33.645	40.926	4	884	Pavement	024P-03365	37.29	2020	CHIP_SEAL	Orange	\$850,838	74
732													
733	0024P	40.926	51.748	4	1060	Pavement	024P-04093	46.34	2012	FUNCTIONAL_REPAIR	Orange	\$2,644,904	70
734													
735	0024P	51.748	56.499	4	1488	Pavement	024P-05175	54.12	2006	RECONSTRUCT ASPHALT	Blue	\$0	79
736	0024P	51.748	56.499	4	1488	Pavement	024P-05175	54.12	2017	CHIP_SEAL	Orange	\$336,203	79
737													
738	0024P	56.499	61.328	4	1436	Pavement	024P-05650	58.91	2013	MAJOR_REHAB ASPHALT	Blue	\$3,644,284	63
739													
740	0024P	61.328	66.709	4	1346	Pavement	024P-06133	64.02	2010	MINOR_REHAB ASPHALT	Blue	\$1,790,231	71
741	0024P	61.328	66.709	4	1346	Pavement	024P-06133	64.02	2019	MINOR_REHAB ASPHALT	Blue	\$2,335,845	71
742													
743	0024P	66.709	69.786	4	1346	Pavement	024P-06671	68.25	2013	MINOR_REHAB ASPHALT	Blue	\$1,956,233	80
744													
745	0024P	69.786	74.991	4	806	Pavement	024P-06979	72.39	2017	MAJOR_REHAB ASPHALT	Blue	\$3,496,508	74
746													
747	0024P	74.991	85.952	4	440	Pavement	024P-07499	80.47	2017	MINOR_REHAB ASPHALT	Blue	\$2,465,487	86
748	0024P	74.991	85.952	4	440	Structure	0F 469	79.23	2011	PREVENTIVE_DECK	Orange	\$28,189	86
749	0024P	74.991	85.952	4	440	Structure	0F 469	79.23	2011	PREVENTIVE_SUBSTRUCTURE	Orange	\$14,094	86
750	0024P	74.991	85.952	4	440	Structure	0D 235	81.26	2010	PREVENTIVE_DECK	Orange	\$24,424	81
751													
752	0024P	85.952	94.948	4	429	Pavement	024P-08595	90.45	2012	FUNCTIONAL_REPAIR	Orange	\$1,562,582	71
753	0024P	85.952	94.948	4	429	Pavement	024P-08595	90.45	2020	MINOR_REHAB ASPHALT	Blue	\$2,474,289	71
754													
755	0024P	94.948	105.958	4	425	Pavement	024P-09495	100.45	2012	FUNCTIONAL_REPAIR	Orange	\$2,006,624	70

Line	Road	From	To	Region	AADT	Asset	ElementID	Milepoint	Year	Treatment	Budget	Cost	Condition
756													
757	0024P	105.958	115.764	4	425	Pavement	024P-10596	110.86	2011	FUNCTIONAL_REPAIR	Orange	\$1,716,920	73
758													
759	0024P	115.764	120.077	4	484	Pavement	024P-11576	117.92	2009	MINOR_REHAB ASPHALT	Blue	\$951,022	75
760	0024P	115.764	120.077	4	484	Pavement	024P-11576	117.92	2017	CHIP_SEAL	Orange	\$301,182	75
761	0024P	115.764	120.077	4	484	Structure	OC 656	118.74	2014	PREVENTIVE_SUBSTRUCTURE	Orange	\$97,991	89
762													
763	0024P	120.077	136.589	4	386	Pavement	024P-12008	128.33	2013	CHIP_SEAL	Orange	\$811,500	94
764													
765	0024P	136.589	160.913	4	430	Pavement	024P-13659	148.75	2019	MINOR_REHAB ASPHALT	Blue	\$8,037,132	89
766	0024P	136.589	160.913	4	430	Structure	OF 137	147.91	2014	PREVENTIVE_DECK	Orange	\$117,805	91
767	0024P	136.589	160.913	4	430	Structure	OF 137	147.91	2014	PREVENTIVE_SUBSTRUCTURE	Orange	\$58,902	91
768	0024P	136.589	160.913	4	430	Structure	OF 202	155.26	2014	PREVENTIVE_DECK	Orange	\$97,929	88
769	0024P	136.589	160.913	4	430	Structure	OC 455	160.07	2014	PREVENTIVE_DECK	Orange	\$185,914	91
770	0024P	136.589	160.913	4	430	Structure	OC 455	160.07	2014	PREVENTIVE_SUBSTRUCTURE	Orange	\$92,957	91
771													
772	0025P	0	10.01	4	475	Pavement	025P-00000	5.01	2016	MINOR_REHAB ASPHALT	Blue	\$2,538,744	88
773													
774	0028P	0	7.51	4	3339	Pavement	028P-00000	3.76	2012	CHIP_SEAL	Orange	\$640,442	92
775	0028P	0	7.51	4	3339	Pavement	028P-00000	3.76	2020	CHIP_SEAL	Orange	\$811,293	92
776													
777	0028P	7.51	15.957	4	3339	Pavement	028P-00751	11.73	2009	FUNCTIONAL_REPAIR	Orange	\$1,875,504	90
778													
779	0029P	0	10.197	4	528	Pavement	029P-00000	5.10	2016	MAJOR_REHAB ASPHALT	Blue	\$6,952,542	67
780	0029P	0	10.197	4	528	Structure	OD 742	2.32	2016	PREVENTIVE_DECK	Orange	\$10,936	95
781	0029P	0	10.197	4	528	Structure	OD 742	2.32	2016	PREVENTIVE_SUBSTRUCTURE	Orange	\$10,000	95
782													
783	0029P	10.197	17.516	4	1796	Pavement	029P-01020	13.86	2012	MAJOR_REHAB ASPHALT	Blue	\$4,205,166	78
784	0029P	10.197	17.516	4	1796	Structure	OD 608	15.02	2009	PREVENTIVE_DECK	Orange	\$14,079	75
785	0029P	10.197	17.516	4	1796	Structure	OF 408	15.40	2012	PREVENTIVE_DECK	Orange	\$86,260	77
786	0029P	10.197	17.516	4	1796	Structure	OF 408	15.40	2012	PREVENTIVE_SUBSTRUCTURE	Orange	\$43,130	77
787													
788	0029P	17.516	21.738	4	4451	Pavement	029P-01752	19.63	2009	MINOR_REHAB ASPHALT	Blue	\$1,061,606	82
789	0029P	17.516	21.738	4	4451	Pavement	029P-01752	19.63	2019	MINOR_REHAB ASPHALT	Blue	\$1,426,710	82
790													
791	0031P	0	8.246	4	837	Pavement	031P-00000	4.12	2018	MAJOR_REHAB ASPHALT	Blue	\$6,625,648	71
792													
793	0031P	18.606	31.756	4	829	Structure	OD 806	22.43	2015	PREVENTIVE_DECK	Orange	\$95,685	86
794	0031P	18.606	31.756	4	829	Structure	OD 806	22.43	2015	PREVENTIVE_SUBSTRUCTURE	Orange	\$47,842	86
795	0031P	18.606	31.756	4	829	Structure	OF 442	26.45	2011	PREVENTIVE_DECK	Orange	\$22,124	76
796	0031P	18.606	31.756	4	829	Structure	OF 442	26.45	2011	PREVENTIVE_SUBSTRUCTURE	Orange	\$11,062	76
797	0031P	18.606	31.756	4	829	Structure	OF 441	26.69	2011	PREVENTIVE_DECK	Orange	\$31,558	86

Line	Road	From	To	Region	AADT	Asset	ElementID	Milepoint	Year	Treatment	Budget	Cost	Condition
798	0031P	18.606	31.756	4	829	Structure	0F 441	26.69	2011	PREVENTIVE_SUBSTRUCTURE	Orange	\$15,779	86
799	0031P	18.606	31.756	4	829	Structure	0D 827	28.54	2011	PREVENTIVE_DECK	Orange	\$26,729	80
800	0031P	18.606	31.756	4	829	Structure	0D 827	28.54	2011	PREVENTIVE_SUBSTRUCTURE	Orange	\$13,364	80
801													
802	0031P	31.756	37.327	4	1401	Pavement	031P-03176	34.54	2010	MINOR_REHAB_ASPHALT	Blue	\$1,312,145	91
803	0031P	31.756	37.327	4	1401	Pavement	031P-03176	34.54	2018	CHIP_SEAL	Orange	\$415,547	91
804													
805	0031P	37.327	42.936	4	5247	Pavement	031P-03733	40.13	2012	MINOR_REHAB_ASPHALT	Blue	\$1,807,738	91
806													
807	0031P	42.936	47.71	4	6336	Pavement	031P-04294	45.32	2010	CHIP_SEAL	Orange	\$425,992	93
808	0031P	42.936	47.71	4	6336	Structure	0D 803	44.21	2012	PREVENTIVE_DECK	Orange	\$13,463	77
809	0031P	42.936	47.71	4	6336	Structure	0D 803	44.21	2012	PREVENTIVE_SUBSTRUCTURE	Orange	\$10,000	77
810	0031P	42.936	47.71	4	6336	Structure	0F 567	46.09	2012	PREVENTIVE_DECK	Orange	\$41,216	79
811	0031P	42.936	47.71	4	6336	Structure	0F 567	46.09	2012	PREVENTIVE_SUBSTRUCTURE	Orange	\$20,608	79
812													
813	0034P	0	2.169	4	31773	Pavement	034P-00000	1.08	2006	RECONSTRUCT_ASPHALT	Blue	\$0	84
814	0034P	0	2.169	4	31773	Pavement	034P-00000	1.08	2017	CHIP_SEAL	Orange	\$367,582	84
815	0034P	0	2.169	4	31773	Structure	0F 290	1.97	2011	PREVENTIVE_DECK	Orange	\$244,375	84
816	0034P	0	2.169	4	31773	Structure	0F 290	1.97	2011	PREVENTIVE_SUBSTRUCTURE	Orange	\$122,188	84
817	0034P	0	2.169	4	31773	Safety	0034P-001.00	1.50	2017	SAFETY_IMPROVEMENT	Safety	\$692,117	5
818													
819	0046P	0	10.042	4	1092	Pavement	046P-00000	5.02	2014	MAJOR_REHAB_ASPHALT	Blue	\$6,707,274	68
820													
821	0046P	10.042	17.066	4	305	Pavement	046P-01004	13.55	2011	MINOR_REHAB_ASPHALT	Blue	\$1,417,208	76
822													
823	0046P	17.066	21.615	4	305	Pavement	046P-01707	19.34	2011	MINOR_REHAB_ASPHALT	Blue	\$957,319	78
824	0046P	17.066	21.615	4	305	Pavement	046P-01707	19.34	2019	MINOR_REHAB_ASPHALT	Blue	\$1,212,703	78
825													
826	0050P	89.402	90.17	4	2135	Pavement	050P-00000	89.79	2012	MINOR_REHAB_ASPHALT	Blue	\$603,224	86
827													
828	0050P	90.17	92.857	4	2135	Pavement	050P-00077	91.51	2017	MAJOR_REHAB_ASPHALT	Blue	\$2,407,211	80
829													
830	0050P	92.857	93.433	4	1253	Pavement	050P-00346	93.15	2011	CHIP_SEAL	Orange	\$67,575	88
831													
832	0050P	93.433	107.621	4	1253	Pavement	050P-00403	100.53	2007	CHIP_SEAL	Orange	\$689,417	90
833	0050P	93.433	107.621	4	1253	Pavement	050P-00403	100.53	2017	MINOR_REHAB_ASPHALT	Blue	\$3,706,075	90
834													
835	0050P	107.621	119.723	4	818	Pavement	050P-01822	113.67	2012	CHIP_SEAL	Orange	\$1,088,993	89
836	0050P	107.621	119.723	4	818	Structure	0P 14	119.66	2014	PREVENTIVE_DECK	Orange	\$111,919	98
837	0050P	107.621	119.723	4	818	Structure	0P 14	119.66	2014	PREVENTIVE_SUBSTRUCTURE	Orange	\$55,960	98
838													
839	0050P	129.816	149.13	4	1995	Pavement	050P-03038	139.47	2010	CHIP_SEAL	Orange	\$1,292,099	92

Line	Road	From	To	Region	AADT	Asset	ElementID	Milepoint	Year	Treatment	Budget	Cost	Condition
840	0050P	129.816	149.13	4	1995	Pavement	050P-03038	139.47	2018	CHIP_SEAL	Orange	\$1,636,792	92
841	0050P	129.816	149.13	4	1995	Structure	0C 731	129.90	2013	PREVENTIVE_DECK	Orange	\$140,948	86
842	0050P	129.816	149.13	4	1995	Structure	0C 731	129.90	2013	PREVENTIVE_SUBSTRUCTURE	Orange	\$70,474	86
843													
844	0050P	149.13	158.527	4	2391	Pavement	050P-04971	153.83	2009	FUNCTIONAL_REPAIR	Orange	\$2,047,718	85
845	0050P	149.13	158.527	4	2391	Pavement	050P-04971	153.83	2018	MINOR_REHAB_ASPHALT	Blue	\$3,339,759	85
846	0050P	149.13	158.527	4	2391	Structure	0F 554	157.04	2013	PREVENTIVE_DECK	Orange	\$47,419	98
847	0050P	149.13	158.527	4	2391	Structure	0F 554	157.04	2013	PREVENTIVE_SUBSTRUCTURE	Orange	\$23,710	98
848													
849	0055P	0	2.991	4	13983	Pavement	055P-00000	1.50	2009	MINOR_REHAB_ASPHALT	Blue	\$1,371,241	78
850	0055P	0	2.991	4	13983	Structure	0F 386	0.16	2011	PREVENTIVE_DECK	Orange	\$97,481	96
851	0055P	0	2.991	4	13983	Structure	0F 386	0.16	2011	PREVENTIVE_SUBSTRUCTURE	Orange	\$48,740	96
852	0055P	0	2.991	4	13983	Structure	0C 682	0.55	2017	MAJOR_REHAB_DECK	Blue	\$2,513,328	88
853													
854	0056P	0	25.056	4	458	Pavement	056P-00000	12.53	2012	FUNCTIONAL_REPAIR	Orange	\$4,678,078	81
855	0056P	0	25.056	4	458	Structure	0C 307	9.47	2016	PREVENTIVE_DECK	Orange	\$84,625	95
856	0056P	0	25.056	4	458	Structure	0C 307	9.47	2016	PREVENTIVE_SUBSTRUCTURE	Orange	\$42,312	95
857													
858	0056P	25.056	45.69	4	1510	Pavement	056P-02506	35.37	2016	MAJOR_REHAB_ASPHALT	Blue	\$15,393,515	78
859													
860	0056P	45.69	55.304	4	2427	Pavement	056P-04569	50.50	2008	CHIP_SEAL	Orange	\$629,148	95
861	0056P	45.69	55.304	4	2427	Pavement	056P-04569	50.50	2016	CHIP_SEAL	Orange	\$796,985	95
862													
863	0056P	55.304	59.93	4	2427	Pavement	056P-05530	57.62	2019	MINOR_REHAB_ASPHALT	Blue	\$3,484,739	92
864													
865	0056P	59.93	61.387	4	8844	Pavement	056P-05993	60.66	2009	MINOR_REHAB_ASPHALT	Blue	\$749,317	88
866	0056P	59.93	61.387	4	8844	Pavement	056P-05993	60.66	2019	MINOR_REHAB_ASPHALT	Blue	\$1,007,019	88
867													
868	0057P	0	10.634	4	2225	Pavement	057P-00000	5.32	2012	MINOR_REHAB_ASPHALT	Blue	\$3,238,461	82
869	0057P	0	10.634	4	2225	Pavement	057P-00000	5.32	2020	MINOR_REHAB_ASPHALT	Blue	\$4,102,385	82
870	0057P	0	10.634	4	2225	Structure	0F 409	0.00	2012	PREVENTIVE_DECK	Orange	\$79,352	99
871	0057P	0	10.634	4	2225	Structure	0F 409	0.00	2012	PREVENTIVE_SUBSTRUCTURE	Orange	\$39,676	99
872	0057P	0	10.634	4	2225	Structure	0F 413	6.23	2012	PREVENTIVE_DECK	Orange	\$52,671	97
873													
874	0059P	0	10.986	4	2772	Pavement	059P-00000	5.49	2011	MINOR_REHAB_ASPHALT	Blue	\$2,555,667	78
875	0059P	0	10.986	4	2772	Pavement	059P-00000	5.49	2019	MINOR_REHAB_ASPHALT	Blue	\$3,237,442	78
876													
877	0059P	10.986	22.159	4	2664	Pavement	059P-01099	16.57	2012	MINOR_REHAB_ASPHALT	Blue	\$2,876,913	82
878	0059P	10.986	22.159	4	2664	Pavement	059P-01099	16.57	2020	CHIP_SEAL	Orange	\$911,097	82
879													
880	0062P	0	12.358	4	383	Pavement	062P-00000	6.18	2013	FUNCTIONAL_REPAIR	Orange	\$1,879,893	78
881	0062P	0	12.358	4	383	Structure	0F 588	0.97	2015	PREVENTIVE_DECK	Orange	\$33,243	91

Line	Road	From	To	Region	AADT	Asset	ElementID	Milepoint	Year	Treatment	Budget	Cost	Condition
882	0062P	0	12.358	4	383	Structure	0F 588	0.97	2015	PREVENTIVE_SUBSTRUCTURE	Orange	\$16,622	91
883													
884	0062P	12.358	26.759	4	450	Pavement	062P-01236	19.56	2009	MINOR_REHAB_ASPHALT	Blue	\$2,748,675	71
885	0062P	12.358	26.759	4	450	Pavement	062P-01236	19.56	2020	MINOR_REHAB_ASPHALT	Blue	\$3,804,809	71
886													
887	0062P	26.759	38.53	4	450	Pavement	062P-02676	32.64	2008	FUNCTIONAL_REPAIR	Orange	\$1,756,749	73
888	0062P	26.759	38.53	4	450	Pavement	062P-02676	32.64	2020	MINOR_REHAB_ASPHALT	Blue	\$3,130,879	73
889													
890	0062P	38.53	42.918	4	585	Pavement	062P-03853	40.72	2009	MINOR_REHAB_ASPHALT	Blue	\$939,229	73
891	0062P	38.53	42.918	4	585	Pavement	062P-03853	40.72	2017	MINOR_REHAB_ASPHALT	Blue	\$1,189,788	73
892													
893	0063P	0	2.641	4	4178	Pavement	063P-00000	1.32	2012	MAJOR_REHAB_ASPHALT	Blue	\$2,059,081	72
894													
895	0064P	0	2.018	4	665	Pavement	064P-00000	1.01	2010	FUNCTIONAL_REPAIR	Orange	\$458,522	79
896	0064P	0	2.018	4	665	Pavement	064P-00000	1.01	2020	MINOR_REHAB_ASPHALT	Blue	\$770,269	79
897	0064P	0	2.018	4	665	Structure	0P 15	0.07	2014	PREVENTIVE_DECK	Orange	\$121,000	99
898	0064P	0	2.018	4	665	Structure	0P 15	0.07	2014	PREVENTIVE_SUBSTRUCTURE	Orange	\$60,500	99
899													
900	0070N	0	6.875	4	4655	Pavement	070N-00000	3.44	2012	CHIP_SEAL	Orange	\$728,895	92
901	0070N	0	6.875	4	4655	Pavement	070N-00000	3.44	2020	CHIP_SEAL	Orange	\$923,343	92
902	0070N	0	6.875	4	4655	Structure	4C 543	0.18	2012	PREVENTIVE_DECK	Orange	\$122,267	93
903	0070N	0	6.875	4	4655	Structure	4F 193	1.37	2012	PREVENTIVE_DECK	Orange	\$52,747	94
904	0070N	0	6.875	4	4655	Structure	4F 193	1.37	2012	PREVENTIVE_SUBSTRUCTURE	Orange	\$26,374	94
905													
906	0070N	6.875	17.185	4	4975	Pavement	070N-00688	12.03	2017	GRIND_CONCRETE	Blue	\$5,594,413	91
907	0070N	6.875	17.185	4	4975	Structure	4F 490	7.27	2017	REPAIR_DECK	Blue	\$502,124	98
908	0070N	6.875	17.185	4	4975	Structure	4F 490	7.27	2017	REPAIR_SUBSTRUCTURE	Blue	\$334,749	98
909	0070N	6.875	17.185	4	4975	Structure	4F 402	7.85	2017	REPLACE_DECK	Blue	\$607,984	96
910	0070N	6.875	17.185	4	4975	Structure	4C 684	11.43	2013	PREVENTIVE_DECK	Orange	\$578,564	98
911	0070N	6.875	17.185	4	4975	Structure	4F 403	13.50	2013	PREVENTIVE_DECK	Orange	\$42,296	94
912	0070N	6.875	17.185	4	4975	Structure	4F 403	13.50	2013	PREVENTIVE_SUBSTRUCTURE	Orange	\$21,148	94
913	0070N	6.875	17.185	4	4975	Structure	4C 685	14.63	2017	PREVENTIVE_SUBSTRUCTURE	Orange	\$113,886	98
914													
915	0070N	17.185	31.709	4	6358	Pavement	070N-01718	24.45	2014	GRIND_CONCRETE	Blue	\$7,118,325	88
916	0070N	17.185	31.709	4	6358	Structure	4F 498	18.15	2014	PREVENTIVE_DECK	Orange	\$41,874	94
917	0070N	17.185	31.709	4	6358	Structure	4F 498	18.15	2014	PREVENTIVE_SUBSTRUCTURE	Orange	\$20,937	94
918	0070N	17.185	31.709	4	6358	Structure	4F 493	18.48	2014	PREVENTIVE_DECK	Orange	\$59,919	98
919	0070N	17.185	31.709	4	6358	Structure	4F 493	18.48	2014	PREVENTIVE_SUBSTRUCTURE	Orange	\$29,960	98
920	0070N	17.185	31.709	4	6358	Structure	4F 495	20.49	2014	PREVENTIVE_DECK	Orange	\$53,673	98
921	0070N	17.185	31.709	4	6358	Structure	4F 495	20.49	2014	PREVENTIVE_SUBSTRUCTURE	Orange	\$26,836	98
922	0070N	17.185	31.709	4	6358	Structure	4F 444	23.21	2014	PREVENTIVE_DECK	Orange	\$77,435	98
923	0070N	17.185	31.709	4	6358	Structure	4F 444	23.21	2014	PREVENTIVE_SUBSTRUCTURE	Orange	\$38,718	98

Line	Road	From	To	Region	AADT	Asset	ElementID	Milepoint	Year	Treatment	Budget	Cost	Condition
924													
925	0070N	31.709	37.455	4	6437	Pavement	070N-03171	34.58	2015	GRIND_CONCRETE	Blue	\$3,037,201	85
926													
927	0070N	37.455	49.436	4	8499	Pavement	070N-03746	43.45	2018	GRIND_CONCRETE	Blue	\$6,244,280	94
928	0070N	37.455	49.436	4	8499	Structure	4F 534	37.92	2011	PREVENTIVE_DECK	Orange	\$48,516	97
929	0070N	37.455	49.436	4	8499	Structure	4F 534	37.92	2011	PREVENTIVE_SUBSTRUCTURE	Orange	\$24,258	97
930	0070N	37.455	49.436	4	8499	Structure	4F 535	38.75	2011	PREVENTIVE_DECK	Orange	\$45,371	97
931	0070N	37.455	49.436	4	8499	Structure	4F 535	38.75	2011	PREVENTIVE_SUBSTRUCTURE	Orange	\$22,686	97
932	0070N	37.455	49.436	4	8499	Structure	4F 537	39.83	2011	PREVENTIVE_DECK	Orange	\$90,669	98
933	0070N	37.455	49.436	4	8499	Structure	4F 537	39.83	2011	PREVENTIVE_SUBSTRUCTURE	Orange	\$45,334	98
934	0070N	37.455	49.436	4	8499	Structure	4F 532	40.28	2011	PREVENTIVE_DECK	Orange	\$66,148	98
935	0070N	37.455	49.436	4	8499	Structure	4F 532	40.28	2011	PREVENTIVE_SUBSTRUCTURE	Orange	\$33,074	98
936	0070N	37.455	49.436	4	8499	Structure	4F 533	42.49	2011	PREVENTIVE_DECK	Orange	\$47,168	97
937	0070N	37.455	49.436	4	8499	Structure	4F 533	42.49	2011	PREVENTIVE_SUBSTRUCTURE	Orange	\$23,584	97
938	0070N	37.455	49.436	4	8499	Structure	4F 486	48.93	2011	PREVENTIVE_DECK	Orange	\$55,029	98
939	0070N	37.455	49.436	4	8499	Structure	4F 486	48.93	2011	PREVENTIVE_SUBSTRUCTURE	Orange	\$27,515	98
940													
941	0070N	49.436	57.039	4	10138	Pavement	070N-04944	53.24	2012	CHIP_SEAL	Orange	\$1,086,738	92
942	0070N	49.436	57.039	4	10138	Structure	4F 489	50.17	2016	PREVENTIVE_DECK	Orange	\$120,037	95
943	0070N	49.436	57.039	4	10138	Structure	4F 489	50.17	2016	PREVENTIVE_SUBSTRUCTURE	Orange	\$60,019	95
944	0070N	49.436	57.039	4	10138	Structure	4F 491	54.58	2016	PREVENTIVE_DECK	Orange	\$48,692	95
945	0070N	49.436	57.039	4	10138	Structure	4F 491	54.58	2016	PREVENTIVE_SUBSTRUCTURE	Orange	\$24,346	95
946	0070N	49.436	57.039	4	10138	Structure	4F 367	56.72	2016	PREVENTIVE_DECK	Orange	\$58,847	95
947	0070N	49.436	57.039	4	10138	Structure	4F 367	56.72	2016	PREVENTIVE_SUBSTRUCTURE	Orange	\$29,423	95
948													
949	0070N	57.039	63.33	4	9198	Pavement	070N-05704	60.18	2012	CHIP_SEAL	Orange	\$964,288	92
950	0070N	57.039	63.33	4	9198	Pavement	070N-05704	60.18	2020	MINOR_REHAB ASPHALT	Blue	\$4,886,125	92
951	0070N	57.039	63.33	4	9198	Structure	4F 234	63.20	2012	PREVENTIVE_DECK	Orange	\$41,553	96
952	0070N	57.039	63.33	4	9198	Structure	4F 234	63.20	2012	PREVENTIVE_SUBSTRUCTURE	Orange	\$20,776	96
953													
954	0070N	63.33	73.333	4	9015	Pavement	070N-06333	68.33	2008	MINOR_REHAB ASPHALT	Blue	\$0	79
955													
956	0070N	73.333	80.309	4	6357	Pavement	070N-07333	76.82	2012	CHIP_SEAL	Orange	\$1,071,430	93
957	0070N	73.333	80.309	4	6357	Structure	4F 222	73.93	2014	PREVENTIVE_DECK	Orange	\$45,406	96
958	0070N	73.333	80.309	4	6357	Structure	4F 222	73.93	2014	PREVENTIVE_SUBSTRUCTURE	Orange	\$22,703	96
959													
960	0070N	80.309	90.277	4	5766	Pavement	070N-08031	85.29	2007	MINOR_REHAB ASPHALT	Blue	\$0	90
961	0070N	80.309	90.277	4	5766	Pavement	070N-08031	85.29	2015	CHIP_SEAL	Orange	\$1,672,544	90
962	0070N	80.309	90.277	4	5766	Structure	4F 401	85.27	2012	PREVENTIVE_DECK	Orange	\$41,411	96
963	0070N	80.309	90.277	4	5766	Structure	4F 401	85.27	2012	PREVENTIVE_SUBSTRUCTURE	Orange	\$20,706	96
964													
965	0070N	90.277	116.903	4	4605	Pavement	070N-09028	103.59	2009	FUNCTIONAL_REPAIR	Orange	\$8,096,516	87

Line	Road	From	To	Region	AADT	Asset	ElementID	Milepoint	Year	Treatment	Budget	Cost	Condition
966	0070N	90.277	116.903	4	4605	Structure	4F 272	91.03	2013	PREVENTIVE_DECK	Orange	\$57,027	96
967	0070N	90.277	116.903	4	4605	Structure	4F 272	91.03	2013	PREVENTIVE_SUBSTRUCTURE	Orange	\$28,514	96
968	0070N	90.277	116.903	4	4605	Structure	4F 460	100.04	2013	PREVENTIVE_DECK	Orange	\$68,031	80
969	0070N	90.277	116.903	4	4605	Structure	4F 460	100.04	2013	PREVENTIVE_SUBSTRUCTURE	Orange	\$34,016	80
970	0070N	90.277	116.903	4	4605	Structure	4F 556	107.60	2013	PREVENTIVE_DECK	Orange	\$52,662	79
971	0070N	90.277	116.903	4	4605	Structure	4F 556	107.60	2013	PREVENTIVE_SUBSTRUCTURE	Orange	\$26,331	79
972	0070N	90.277	116.903	4	4605	Structure	2F 99	108.24	2013	PREVENTIVE_DECK	Orange	\$65,648	79
973	0070N	90.277	116.903	4	4605	Structure	2F 99	108.24	2013	PREVENTIVE_SUBSTRUCTURE	Orange	\$32,824	79
974	0070N	90.277	116.903	4	4605	Structure	4F 558	108.24	2013	PREVENTIVE_DECK	Orange	\$60,168	79
975	0070N	90.277	116.903	4	4605	Structure	4F 558	108.24	2013	PREVENTIVE_SUBSTRUCTURE	Orange	\$30,084	79
976													
977	0070N	116.903	140.37	4	4612	Pavement	070N-11690	128.64	2010	MINOR_REHAB_ASPHALT	Blue	\$0	82
978	0070N	116.903	140.37	4	4612	Pavement	070N-11690	128.64	2020	MINOR_REHAB_ASPHALT	Blue	\$8,021,082	82
979	0070N	116.903	140.37	4	4612	Structure	4C 755	119.64	2014	PREVENTIVE_DECK	Orange	\$271,944	98
980	0070N	116.903	140.37	4	4612	Structure	4C 755	119.64	2014	PREVENTIVE_SUBSTRUCTURE	Orange	\$135,972	98
981	0070N	116.903	140.37	4	4612	Structure	4F 240	131.52	2014	PREVENTIVE_DECK	Orange	\$43,197	79
982	0070N	116.903	140.37	4	4612	Structure	4F 240	131.52	2014	PREVENTIVE_SUBSTRUCTURE	Orange	\$21,598	79
983													
984	0070N	140.37	149.144	4	4628	Pavement	070N-14037	144.76	2009	FUNCTIONAL_REPAIR	Orange	\$2,622,167	88
985	0070N	140.37	149.144	4	4628	Pavement	070N-14037	144.76	2017	CHIP_SEAL	Orange	\$1,038,026	88
986	0070N	140.37	149.144	4	4628	Structure	4F 173	147.49	2014	PREVENTIVE_DECK	Orange	\$106,520	98
987	0070N	140.37	149.144	4	4628	Structure	4F 173	147.49	2014	PREVENTIVE_SUBSTRUCTURE	Orange	\$53,260	98
988													
989	0070N	149.144	156.364	4	4681	Pavement	070N-14914	152.75	2011	MINOR_REHAB_ASPHALT	Blue	\$2,505,924	80
990													
991	0070N	156.364	165.569	4	6309	Pavement	070N-15636	160.97	2017	MINOR_REHAB_ASPHALT	Blue	\$4,219,344	91
992	0070N	156.364	165.569	4	6309	Structure	4F 174	157.30	2012	PREVENTIVE_DECK	Orange	\$85,913	93
993	0070N	156.364	165.569	4	6309	Structure	4F 174	157.30	2012	PREVENTIVE_SUBSTRUCTURE	Orange	\$42,957	93
994	0070N	156.364	165.569	4	6309	Structure	4F 451	161.15	2012	PREVENTIVE_DECK	Orange	\$96,133	98
995	0070N	156.364	165.569	4	6309	Structure	4F 451	161.15	2012	PREVENTIVE_SUBSTRUCTURE	Orange	\$48,066	98
996	0070N	156.364	165.569	4	6309	Structure	4F 452	161.30	2012	PREVENTIVE_DECK	Orange	\$52,747	98
997	0070N	156.364	165.569	4	6309	Structure	4F 452	161.30	2012	PREVENTIVE_SUBSTRUCTURE	Orange	\$26,374	98
998	0070N	156.364	165.569	4	6309	Structure	4F 447	161.84	2012	PREVENTIVE_DECK	Orange	\$48,120	96
999	0070N	156.364	165.569	4	6309	Structure	4F 447	161.84	2012	PREVENTIVE_SUBSTRUCTURE	Orange	\$24,060	96
1000	0070N	156.364	165.569	4	6309	Structure	4C 630	162.99	2012	PREVENTIVE_DECK	Orange	\$281,538	98
1001	0070N	156.364	165.569	4	6309	Structure	4C 630	162.99	2012	PREVENTIVE_SUBSTRUCTURE	Orange	\$140,769	98
1002	0070N	156.364	165.569	4	6309	Structure	4F 349	163.71	2012	PREVENTIVE_DECK	Orange	\$38,408	96
1003	0070N	156.364	165.569	4	6309	Structure	4F 349	163.71	2012	PREVENTIVE_SUBSTRUCTURE	Orange	\$19,204	96
1004													
1005	0070N	165.569	177.356	4	6907	Pavement	070N-16557	171.46	2008	FUNCTIONAL_REPAIR	Orange	\$3,768,874	80
1006	0070N	165.569	177.356	4	6907	Pavement	070N-16557	171.46	2016	CHIP_SEAL	Orange	\$1,491,968	80
1007	0070N	165.569	177.356	4	6907	Structure	4F 351	166.98	2011	PREVENTIVE_DECK	Orange	\$41,104	96

Line	Road	From	To	Region	AADT	Asset	ElementID	Milepoint	Year	Treatment	Budget	Cost	Condition
1008	0070N	165.569	177.356	4	6907	Structure	4F 351	166.98	2011	PREVENTIVE_SUBSTRUCTURE	Orange	\$20,552	96
1009	0070N	165.569	177.356	4	6907	Structure	4F 357	174.92	2011	PREVENTIVE_DECK	Orange	\$56,218	98
1010	0070N	165.569	177.356	4	6907	Structure	4F 357	174.92	2011	PREVENTIVE_SUBSTRUCTURE	Orange	\$28,109	98
1011													
1012	0070N	177.356	181.936	4	7040	Pavement	070N-17736	179.65	2006	MINOR_REHAB_ASPHALT	Blue	\$0	70
1013	0070N	177.356	181.936	4	7040	Pavement	070N-17736	179.65	2014	CHIP_SEAL	Orange	\$756,363	70
1014													
1015	0070N	181.936	192.302	4	6910	Pavement	070N-18194	187.12	2011	CHIP_SEAL	Orange	\$1,044,135	94
1016	0070N	181.936	192.302	4	6910	Pavement	070N-18194	187.12	2019	CHIP_SEAL	Orange	\$1,322,679	94
1017	0070N	181.936	192.302	4	6910	Structure	4F 365	182.17	2011	PREVENTIVE_DECK	Orange	\$70,640	93
1018	0070N	181.936	192.302	4	6910	Structure	4F 362	182.46	2014	PREVENTIVE_DECK	Orange	\$98,911	97
1019	0070N	181.936	192.302	4	6910	Structure	4F 362	182.46	2014	PREVENTIVE_SUBSTRUCTURE	Orange	\$49,456	97
1020	0070N	181.936	192.302	4	6910	Structure	4F 339	186.89	2011	PREVENTIVE_DECK	Orange	\$107,230	94
1021	0070N	181.936	192.302	4	6910	Structure	4F 337	187.42	2011	PREVENTIVE_DECK	Orange	\$44,585	96
1022													
1023	0070N	192.302	204.294	4	6839	Pavement	070N-19230	198.30	2011	MINOR_REHAB_ASPHALT	Blue	\$4,289,166	90
1024	0070N	192.302	204.294	4	6839	Pavement	070N-19230	198.30	2020	CHIP_SEAL	Orange	\$1,399,097	90
1025	0070N	192.302	204.294	4	6839	Structure	0F 328B	193.47	2014	PREVENTIVE_DECK	Orange	\$67,863	93
1026	0070N	192.302	204.294	4	6839	Structure	0F 328B	193.47	2014	PREVENTIVE_SUBSTRUCTURE	Orange	\$33,932	93
1027	0070N	192.302	204.294	4	6839	Structure	4V1221	198.10	2014	PREVENTIVE_CULVERT	Orange	\$95,008	98
1028													
1029	0070N	204.294	214.327	4	6666	Pavement	070N-20429	209.31	2007	CHIP_SEAL	Orange	\$760,923	91
1030	0070N	204.294	214.327	4	6666	Pavement	070N-20429	209.31	2015	CHIP_SEAL	Orange	\$963,914	91
1031	0070N	204.294	214.327	4	6666	Structure	4F 268	205.01	2011	PREVENTIVE_DECK	Orange	\$63,452	88
1032	0070N	204.294	214.327	4	6666	Structure	4F 268	205.01	2011	PREVENTIVE_SUBSTRUCTURE	Orange	\$31,726	88
1033	0070N	204.294	214.327	4	6666	Structure	4F 187	205.44	2011	PREVENTIVE_DECK	Orange	\$65,698	97
1034	0070N	204.294	214.327	4	6666	Structure	4F 187	205.44	2011	PREVENTIVE_SUBSTRUCTURE	Orange	\$32,849	97
1035	0070N	204.294	214.327	4	6666	Structure	4F 270	208.60	2014	PREVENTIVE_DECK	Orange	\$94,125	98
1036	0070N	204.294	214.327	4	6666	Structure	4F 270	208.60	2014	PREVENTIVE_SUBSTRUCTURE	Orange	\$47,063	98
1037	0070N	204.294	214.327	4	6666	Structure	4F 186	214.30	2011	PREVENTIVE_DECK	Orange	\$80,073	98
1038	0070N	204.294	214.327	4	6666	Structure	4F 186	214.30	2011	PREVENTIVE_SUBSTRUCTURE	Orange	\$40,037	98
1039													
1040	0070N	214.327	221.325	4	6522	Pavement	070N-21433	217.83	2007	CHIP_SEAL	Orange	\$619,162	90
1041	0070N	214.327	221.325	4	6522	Pavement	070N-21433	217.83	2015	CHIP_SEAL	Orange	\$784,336	90
1042	0070N	214.327	221.325	4	6522	Structure	4F 286	218.70	2011	PREVENTIVE_DECK	Orange	\$74,907	98
1043	0070N	214.327	221.325	4	6522	Structure	4F 286	218.70	2011	PREVENTIVE_SUBSTRUCTURE	Orange	\$37,454	98
1044													
1045	0070N	221.325	231.393	4	6652	Pavement	070N-22132	226.36	2016	MINOR_REHAB_ASPHALT	Blue	\$4,934,237	86
1046	0070N	221.325	231.393	4	6652	Structure	4F 284	222.84	2011	PREVENTIVE_DECK	Orange	\$78,164	98
1047	0070N	221.325	231.393	4	6652	Structure	4F 326	227.20	2016	REPLACE_DECK	Blue	\$788,736	97
1048	0070N	221.325	231.393	4	6652	Structure	4F 331	230.32	2011	PREVENTIVE_DECK	Orange	\$59,185	93
1049	0070N	221.325	231.393	4	6652	Structure	4F 331	230.32	2011	PREVENTIVE_SUBSTRUCTURE	Orange	\$29,592	93

Line	Road	From	To	Region	AADT	Asset	ElementID	Milepoint	Year	Treatment	Budget	Cost	Condition
1050													
1051	0070P	0	6.875	4	4655	Pavement	070P-00000	3.44	2012	CHIP_SEAL	Orange	\$728,895	93
1052	0070P	0	6.875	4	4655	Pavement	070P-00000	3.44	2020	CHIP_SEAL	Orange	\$923,343	93
1053	0070P	0	6.875	4	4655	Structure	2C 467	0.15	2019	MAJOR_REHAB_DECK	Blue	\$692,946	87
1054	0070P	0	6.875	4	4655	Structure	2C 467	0.15	2019	MAJOR_REHAB_SUBSTRUCTURE	Blue	\$395,969	87
1055	0070P	0	6.875	4	4655	Structure	2F 193	1.36	2012	PREVENTIVE_DECK	Orange	\$52,747	92
1056	0070P	0	6.875	4	4655	Structure	2F 193	1.36	2012	PREVENTIVE_SUBSTRUCTURE	Orange	\$26,374	92
1057													
1058	0070P	6.875	17.185	4	4973	Pavement	070P-00688	12.03	2017	GRIND_CONCRETE	Blue	\$5,594,413	90
1059	0070P	6.875	17.185	4	4973	Structure	2F 402	7.85	2013	PREVENTIVE_DECK	Orange	\$52,900	97
1060	0070P	6.875	17.185	4	4973	Structure	2F 402	7.85	2013	PREVENTIVE_SUBSTRUCTURE	Orange	\$26,450	97
1061	0070P	6.875	17.185	4	4973	Structure	2C 685	14.63	2017	REPLACE_DECK	Blue	\$3,306,405	93
1062	0070P	6.875	17.185	4	4973	Structure	0F 436	17.16	2013	PREVENTIVE_DECK	Orange	\$85,784	100
1063	0070P	6.875	17.185	4	4973	Structure	0F 436	17.16	2013	PREVENTIVE_SUBSTRUCTURE	Orange	\$42,892	100
1064													
1065	0070P	17.185	31.709	4	6351	Pavement	070P-01718	24.45	2015	GRIND_CONCRETE	Blue	\$7,331,875	86
1066	0070P	17.185	31.709	4	6351	Structure	2F 498	18.15	2012	PREVENTIVE_DECK	Orange	\$40,654	94
1067	0070P	17.185	31.709	4	6351	Structure	2F 498	18.15	2012	PREVENTIVE_SUBSTRUCTURE	Orange	\$20,327	94
1068	0070P	17.185	31.709	4	6351	Structure	2F 493	18.48	2012	PREVENTIVE_DECK	Orange	\$61,717	98
1069	0070P	17.185	31.709	4	6351	Structure	2F 493	18.48	2012	PREVENTIVE_SUBSTRUCTURE	Orange	\$30,858	98
1070	0070P	17.185	31.709	4	6351	Structure	2F 494	19.36	2012	PREVENTIVE_DECK	Orange	\$66,628	98
1071	0070P	17.185	31.709	4	6351	Structure	2F 494	19.36	2012	PREVENTIVE_SUBSTRUCTURE	Orange	\$33,314	98
1072	0070P	17.185	31.709	4	6351	Structure	2F 495	20.49	2012	PREVENTIVE_DECK	Orange	\$53,673	98
1073	0070P	17.185	31.709	4	6351	Structure	2F 495	20.49	2012	PREVENTIVE_SUBSTRUCTURE	Orange	\$26,836	98
1074	0070P	17.185	31.709	4	6351	Structure	2F 496	21.88	2012	PREVENTIVE_DECK	Orange	\$62,789	98
1075	0070P	17.185	31.709	4	6351	Structure	2F 496	21.88	2012	PREVENTIVE_SUBSTRUCTURE	Orange	\$31,394	98
1076	0070P	17.185	31.709	4	6351	Structure	0F 497	22.11	2012	PREVENTIVE_DECK	Orange	\$95,010	92
1077	0070P	17.185	31.709	4	6351	Structure	0F 497	22.11	2012	PREVENTIVE_SUBSTRUCTURE	Orange	\$47,505	92
1078	0070P	17.185	31.709	4	6351	Structure	2F 444	23.20	2015	PREVENTIVE_DECK	Orange	\$51,542	98
1079	0070P	17.185	31.709	4	6351	Structure	2F 444	23.20	2015	PREVENTIVE_SUBSTRUCTURE	Orange	\$25,771	98
1080	0070P	17.185	31.709	4	6351	Structure	2F 508	31.71	2015	REPAIR_DECK	Blue	\$186,124	98
1081	0070P	17.185	31.709	4	6351	Structure	2F 508	31.71	2015	REPAIR_SUBSTRUCTURE	Blue	\$124,083	98
1082													
1083	0070P	31.709	37.455	4	6460	Pavement	070P-03171	34.58	2013	GRIND_CONCRETE	Blue	\$2,862,854	88
1084	0070P	31.709	37.455	4	6460	Structure	2F 525	37.15	2013	PREVENTIVE_DECK	Orange	\$68,132	98
1085	0070P	31.709	37.455	4	6460	Structure	2F 525	37.15	2013	PREVENTIVE_SUBSTRUCTURE	Orange	\$34,066	98
1086													
1087	0070P	37.455	49.436	4	8471	Structure	2F 534	37.91	2011	PREVENTIVE_DECK	Orange	\$48,516	97
1088	0070P	37.455	49.436	4	8471	Structure	2F 534	37.91	2011	PREVENTIVE_SUBSTRUCTURE	Orange	\$24,258	97
1089	0070P	37.455	49.436	4	8471	Structure	2F 537	39.84	2011	PREVENTIVE_DECK	Orange	\$62,778	98
1090	0070P	37.455	49.436	4	8471	Structure	2F 537	39.84	2011	PREVENTIVE_SUBSTRUCTURE	Orange	\$31,389	98
1091	0070P	37.455	49.436	4	8471	Structure	2F 532	40.28	2011	PREVENTIVE_DECK	Orange	\$66,148	98

Line	Road	From	To	Region	AADT	Asset	ElementID	Milepoint	Year	Treatment	Budget	Cost	Condition
1092	0070P	37.455	49.436	4	8471	Structure	2F 532	40.28	2011	PREVENTIVE_SUBSTRUCTURE	Orange	\$33,074	98
1093	0070P	37.455	49.436	4	8471	Structure	2F 533	42.50	2015	PREVENTIVE_DECK	Orange	\$51,542	97
1094	0070P	37.455	49.436	4	8471	Structure	2F 533	42.50	2015	PREVENTIVE_SUBSTRUCTURE	Orange	\$25,771	97
1095	0070P	37.455	49.436	4	8471	Structure	0C 748	46.05	2011	PREVENTIVE_DECK	Orange	\$120,054	95
1096	0070P	37.455	49.436	4	8471	Structure	0C 748	46.05	2011	PREVENTIVE_SUBSTRUCTURE	Orange	\$60,027	95
1097	0070P	37.455	49.436	4	8471	Structure	0F 531	47.51	2015	PREVENTIVE_DECK	Orange	\$111,919	95
1098	0070P	37.455	49.436	4	8471	Structure	0F 531	47.51	2015	PREVENTIVE_SUBSTRUCTURE	Orange	\$55,960	95
1099	0070P	37.455	49.436	4	8471	Structure	2F 486	48.93	2011	PREVENTIVE_DECK	Orange	\$55,029	98
1100	0070P	37.455	49.436	4	8471	Structure	2F 486	48.93	2011	PREVENTIVE_SUBSTRUCTURE	Orange	\$27,515	98
1101	0070P	37.455	49.436	4	8471	Structure	2F 490	49.30	2015	REPAIR_DECK	Blue	\$498,332	97
1102	0070P	37.455	49.436	4	8471	Structure	2F 490	49.30	2015	REPAIR_SUBSTRUCTURE	Blue	\$332,221	97
1103	0070P	37.455	49.436	4	8471	Safety	0070P-044.00	44.50	2016	SAFETY_IMPROVEMENT	Safety	\$335,979	5
1104													
1105	0070P	49.436	57.039	4	10145	Pavement	070P-04944	53.24	2007	FUNCTIONAL_REPAIR	Orange	\$2,999,775	75
1106	0070P	49.436	57.039	4	10145	Pavement	070P-04944	53.24	2015	CHIP_SEAL	Orange	\$1,187,508	75
1107	0070P	49.436	57.039	4	10145	Structure	2F 489	50.16	2015	PREVENTIVE_DECK	Orange	\$120,037	95
1108	0070P	49.436	57.039	4	10145	Structure	2F 489	50.16	2015	PREVENTIVE_SUBSTRUCTURE	Orange	\$60,019	95
1109	0070P	49.436	57.039	4	10145	Structure	0V1603	52.79	2015	PREVENTIVE_DECK	Orange	\$10,000	95
1110	0070P	49.436	57.039	4	10145	Structure	0V1603	52.79	2015	PREVENTIVE_SUBSTRUCTURE	Orange	\$10,000	95
1111	0070P	49.436	57.039	4	10145	Structure	0V1603	52.79	2015	PREVENTIVE_SUPERSTRUCTURE	Orange	\$10,000	95
1112	0070P	49.436	57.039	4	10145	Structure	0V1604	54.28	2015	PREVENTIVE_DECK	Orange	\$10,000	95
1113	0070P	49.436	57.039	4	10145	Structure	0V1604	54.28	2015	PREVENTIVE_SUBSTRUCTURE	Orange	\$10,000	95
1114	0070P	49.436	57.039	4	10145	Structure	0V1604	54.28	2015	PREVENTIVE_SUPERSTRUCTURE	Orange	\$10,000	95
1115	0070P	49.436	57.039	4	10145	Structure	2F 491	54.58	2015	PREVENTIVE_DECK	Orange	\$49,082	95
1116	0070P	49.436	57.039	4	10145	Structure	2F 491	54.58	2015	PREVENTIVE_SUBSTRUCTURE	Orange	\$24,541	95
1117	0070P	49.436	57.039	4	10145	Structure	2F 367	56.72	2015	PREVENTIVE_DECK	Orange	\$58,847	95
1118	0070P	49.436	57.039	4	10145	Structure	2F 367	56.72	2015	PREVENTIVE_SUBSTRUCTURE	Orange	\$29,423	95
1119													
1120	0070P	57.039	63.33	4	9201	Pavement	070P-05704	60.18	2007	CHIP_SEAL	Orange	\$831,803	93
1121	0070P	57.039	63.33	4	9201	Pavement	070P-05704	60.18	2015	CHIP_SEAL	Orange	\$1,053,704	93
1122	0070P	57.039	63.33	4	9201	Structure	2F 234	63.20	2011	PREVENTIVE_DECK	Orange	\$41,553	96
1123	0070P	57.039	63.33	4	9201	Structure	2F 234	63.20	2011	PREVENTIVE_SUBSTRUCTURE	Orange	\$20,776	96
1124													
1125	0070P	63.33	73.333	4	9015	Pavement	070P-06333	68.33	2008	MINOR_REHAB ASPHALT	Blue	\$0	87
1126													
1127	0070P	73.333	80.309	4	6390	Pavement	070P-07333	76.82	2007	CHIP_SEAL	Orange	\$924,225	93
1128	0070P	73.333	80.309	4	6390	Structure	2F 222	73.93	2011	PREVENTIVE_DECK	Orange	\$41,553	96
1129	0070P	73.333	80.309	4	6390	Structure	2F 222	73.93	2011	PREVENTIVE_SUBSTRUCTURE	Orange	\$20,776	96
1130													
1131	0070P	80.309	90.277	4	5777	Pavement	070P-08031	85.29	2007	MINOR_REHAB ASPHALT	Blue	\$0	93
1132	0070P	80.309	90.277	4	5777	Pavement	070P-08031	85.29	2016	CHIP_SEAL	Orange	\$1,722,721	93
1133	0070P	80.309	90.277	4	5777	Structure	2F 401	85.26	2012	PREVENTIVE_DECK	Orange	\$41,411	97

Line	Road	From	To	Region	AADT	Asset	ElementID	Milepoint	Year	Treatment	Budget	Cost	Condition
1134	0070P	80.309	90.277	4	5777	Structure	2F 401	85.26	2012	PREVENTIVE_SUBSTRUCTURE	Orange	\$20,706	97
1135													
1136	0070P	90.277	116.903	4	4605	Pavement	070P-09028	103.59	2010	MINOR_REHAB ASPHALT	Blue	\$8,938,989	89
1137	0070P	90.277	116.903	4	4605	Pavement	070P-09028	103.59	2018	CHIP_SEAL	Orange	\$2,830,911	89
1138	0070P	90.277	116.903	4	4605	Structure	2F 272	91.02	2013	PREVENTIVE_DECK	Orange	\$60,009	96
1139	0070P	90.277	116.903	4	4605	Structure	2F 272	91.02	2013	PREVENTIVE_SUBSTRUCTURE	Orange	\$30,005	96
1140	0070P	90.277	116.903	4	4605	Structure	0C 723	99.49	2013	PREVENTIVE_DECK	Orange	\$100,625	92
1141	0070P	90.277	116.903	4	4605	Structure	0C 723	99.49	2013	PREVENTIVE_SUBSTRUCTURE	Orange	\$50,313	92
1142	0070P	90.277	116.903	4	4605	Structure	0F 461	99.60	2013	PREVENTIVE_DECK	Orange	\$45,708	94
1143	0070P	90.277	116.903	4	4605	Structure	0F 461	99.60	2013	PREVENTIVE_SUBSTRUCTURE	Orange	\$22,854	94
1144	0070P	90.277	116.903	4	4605	Structure	2F 89	100.04	2013	PREVENTIVE_DECK	Orange	\$81,018	80
1145	0070P	90.277	116.903	4	4605	Structure	2F 89	100.04	2013	PREVENTIVE_SUBSTRUCTURE	Orange	\$40,509	80
1146	0070P	90.277	116.903	4	4605	Structure	2F 98	107.61	2013	PREVENTIVE_DECK	Orange	\$40,255	80
1147	0070P	90.277	116.903	4	4605	Structure	2F 98	107.61	2013	PREVENTIVE_SUBSTRUCTURE	Orange	\$20,127	80
1148	0070P	90.277	116.903	4	4605	Structure	0F 557	108.01	2013	PREVENTIVE_DECK	Orange	\$91,079	94
1149	0070P	90.277	116.903	4	4605	Structure	0F 557	108.01	2013	PREVENTIVE_SUBSTRUCTURE	Orange	\$45,540	94
1150	0070P	90.277	116.903	4	4605	Structure	0F 560	116.51	2013	PREVENTIVE_DECK	Orange	\$84,678	100
1151	0070P	90.277	116.903	4	4605	Structure	0F 560	116.51	2013	PREVENTIVE_SUBSTRUCTURE	Orange	\$42,339	100
1152													
1153	0070P	116.903	140.37	4	4615	Pavement	070P-11690	128.64	2010	MINOR_REHAB ASPHALT	Blue	\$0	84
1154	0070P	116.903	140.37	4	4615	Pavement	070P-11690	128.64	2018	MINOR_REHAB ASPHALT	Blue	\$9,372,884	84
1155	0070P	116.903	140.37	4	4615	Structure	2C 495	119.65	2018	PREVENTIVE_DECK	Orange	\$201,798	95
1156	0070P	116.903	140.37	4	4615	Structure	2C 495	119.65	2018	PREVENTIVE_SUBSTRUCTURE	Orange	\$100,899	95
1157	0070P	116.903	140.37	4	4615	Structure	2F 240	131.52	2013	PREVENTIVE_DECK	Orange	\$50,517	97
1158	0070P	116.903	140.37	4	4615	Structure	2F 240	131.52	2013	PREVENTIVE_SUBSTRUCTURE	Orange	\$25,259	97
1159													
1160	0070P	140.37	149.144	4	4628	Pavement	070P-14037	144.76	2011	MINOR_REHAB ASPHALT	Blue	\$3,477,321	87
1161	0070P	140.37	149.144	4	4628	Structure	2F 173	147.49	2012	PREVENTIVE_DECK	Orange	\$104,107	96
1162													
1163	0070P	149.144	156.364	4	4679	Pavement	070P-14914	152.75	2006	FUNCTIONAL_REPAIR	Orange	\$1,729,306	77
1164	0070P	149.144	156.364	4	4679	Pavement	070P-14914	152.75	2014	CHIP_SEAL	Orange	\$684,573	77
1165													
1166	0070P	156.364	165.569	4	6276	Pavement	070P-15636	160.97	2010	MINOR_REHAB ASPHALT	Blue	\$3,430,713	89
1167	0070P	156.364	165.569	4	6276	Pavement	070P-15636	160.97	2018	CHIP_SEAL	Orange	\$1,086,481	89
1168	0070P	156.364	165.569	4	6276	Structure	2F 174	157.31	2012	PREVENTIVE_DECK	Orange	\$93,880	93
1169	0070P	156.364	165.569	4	6276	Structure	2F 174	157.31	2012	PREVENTIVE_SUBSTRUCTURE	Orange	\$46,940	93
1170	0070P	156.364	165.569	4	6276	Structure	0E1765	159.79	2018	REPAIR_CULVERT	Blue	\$213,864	61
1171	0070P	156.364	165.569	4	6276	Structure	2F 452	160.30	2012	PREVENTIVE_DECK	Orange	\$52,747	98
1172	0070P	156.364	165.569	4	6276	Structure	2F 452	160.30	2012	PREVENTIVE_SUBSTRUCTURE	Orange	\$26,374	98
1173	0070P	156.364	165.569	4	6276	Structure	2F 451	161.14	2012	PREVENTIVE_DECK	Orange	\$97,031	98
1174	0070P	156.364	165.569	4	6276	Structure	2F 451	161.14	2012	PREVENTIVE_SUBSTRUCTURE	Orange	\$48,516	98
1175	0070P	156.364	165.569	4	6276	Structure	2F 447	161.86	2012	PREVENTIVE_DECK	Orange	\$48,467	96

Line	Road	From	To	Region	AADT	Asset	ElementID	Milepoint	Year	Treatment	Budget	Cost	Condition
1176	0070P	156.364	165.569	4	6276	Structure	2F 447	161.86	2012	PREVENTIVE_SUBSTRUCTURE	Orange	\$24,234	96
1177	0070P	156.364	165.569	4	6276	Structure	2C 630	163.00	2012	PREVENTIVE_DECK	Orange	\$273,338	98
1178	0070P	156.364	165.569	4	6276	Structure	2C 630	163.00	2012	PREVENTIVE_SUBSTRUCTURE	Orange	\$136,669	98
1179	0070P	156.364	165.569	4	6276	Structure	2F 349	163.70	2012	PREVENTIVE_DECK	Orange	\$38,408	96
1180	0070P	156.364	165.569	4	6276	Structure	2F 349	163.70	2012	PREVENTIVE_SUBSTRUCTURE	Orange	\$19,204	96
1181													
1182	0070P	165.569	177.356	4	6911	Pavement	070P-16557	171.46	2010	MINOR_REHAB_ASPHALT	Blue	\$4,997,997	84
1183	0070P	165.569	177.356	4	6911	Pavement	070P-16557	171.46	2020	MINOR_REHAB_ASPHALT	Blue	\$6,716,891	84
1184	0070P	165.569	177.356	4	6911	Structure	2F 351	166.95	2011	PREVENTIVE_DECK	Orange	\$41,104	96
1185	0070P	165.569	177.356	4	6911	Structure	2F 351	166.95	2011	PREVENTIVE_SUBSTRUCTURE	Orange	\$20,552	96
1186	0070P	165.569	177.356	4	6911	Structure	2F 357	174.93	2011	PREVENTIVE_DECK	Orange	\$56,218	98
1187	0070P	165.569	177.356	4	6911	Structure	2F 357	174.93	2011	PREVENTIVE_SUBSTRUCTURE	Orange	\$28,109	98
1188	0070P	165.569	177.356	4	6911	Structure	0F 352	175.58	2011	PREVENTIVE_DECK	Orange	\$95,684	95
1189	0070P	165.569	177.356	4	6911	Structure	0F 352	175.58	2011	PREVENTIVE_SUBSTRUCTURE	Orange	\$47,842	95
1190													
1191	0070P	177.356	181.936	4	7040	Pavement	070P-17736	179.65	2006	MINOR_REHAB_ASPHALT	Blue	\$0	66
1192	0070P	177.356	181.936	4	7040	Pavement	070P-17736	179.65	2014	CHIP_SEAL	Orange	\$756,363	66
1193													
1194	0070P	181.936	192.302	4	6983	Pavement	070P-18194	187.12	2011	CHIP_SEAL	Orange	\$1,044,135	94
1195	0070P	181.936	192.302	4	6983	Pavement	070P-18194	187.12	2019	CHIP_SEAL	Orange	\$1,322,679	94
1196	0070P	181.936	192.302	4	6983	Structure	2F 365	182.17	2011	PREVENTIVE_DECK	Orange	\$70,640	93
1197	0070P	181.936	192.302	4	6983	Structure	2F 365	182.17	2011	PREVENTIVE_SUBSTRUCTURE	Orange	\$35,320	93
1198	0070P	181.936	192.302	4	6983	Structure	2F 362	182.45	2015	PREVENTIVE_DECK	Orange	\$132,594	98
1199	0070P	181.936	192.302	4	6983	Structure	2F 362	182.45	2015	PREVENTIVE_SUBSTRUCTURE	Orange	\$66,297	98
1200	0070P	181.936	192.302	4	6983	Structure	2F 339	186.86	2011	PREVENTIVE_DECK	Orange	\$90,068	94
1201	0070P	181.936	192.302	4	6983	Structure	2F 339	186.86	2019	REPAIR_DECK	Blue	\$285,240	94
1202	0070P	181.936	192.302	4	6983	Structure	2F 337	187.42	2011	PREVENTIVE_DECK	Orange	\$44,585	96
1203													
1204	0070P	192.302	204.294	4	6839	Pavement	070P-19230	198.30	2011	FUNCTIONAL_REPAIR	Orange	\$3,431,333	89
1205	0070P	192.302	204.294	4	6839	Structure	0F 328A	193.47	2014	PREVENTIVE_DECK	Orange	\$67,863	95
1206	0070P	192.302	204.294	4	6839	Structure	0F 328A	193.47	2014	PREVENTIVE_SUBSTRUCTURE	Orange	\$33,932	95
1207	0070P	192.302	204.294	4	6839	Structure	2V1221	198.36	2014	PREVENTIVE_CULVERT	Orange	\$95,008	98
1208													
1209	0070P	204.294	214.327	4	6667	Pavement	070P-20429	209.31	2006	CHIP_SEAL	Orange	\$738,760	90
1210	0070P	204.294	214.327	4	6667	Pavement	070P-20429	209.31	2014	CHIP_SEAL	Orange	\$935,839	90
1211	0070P	204.294	214.327	4	6667	Structure	2F 268	205.00	2014	PREVENTIVE_DECK	Orange	\$97,316	98
1212	0070P	204.294	214.327	4	6667	Structure	2F 268	205.00	2014	PREVENTIVE_SUBSTRUCTURE	Orange	\$48,658	98
1213	0070P	204.294	214.327	4	6667	Structure	2F 187	205.45	2011	PREVENTIVE_DECK	Orange	\$65,698	97
1214	0070P	204.294	214.327	4	6667	Structure	2F 187	205.45	2011	PREVENTIVE_SUBSTRUCTURE	Orange	\$32,849	97
1215	0070P	204.294	214.327	4	6667	Structure	2F 271	206.03	2011	PREVENTIVE_DECK	Orange	\$51,822	98
1216	0070P	204.294	214.327	4	6667	Structure	2F 271	206.03	2011	PREVENTIVE_SUBSTRUCTURE	Orange	\$25,911	98
1217	0070P	204.294	214.327	4	6667	Structure	2F 270	208.49	2011	PREVENTIVE_DECK	Orange	\$86,138	97

Line	Road	From	To	Region	AADT	Asset	ElementID	Milepoint	Year	Treatment	Budget	Cost	Condition
1302	0089P	131.97	141.307	4	2320	Pavement	089P-13197	136.64	2010	CHIP_SEAL	Orange	\$502,306	90
1303	0089P	131.97	141.307	4	2320	Pavement	089P-13197	136.64	2018	MINOR_REHAB ASPHALT	Blue	\$2,545,223	90
1304	0089P	131.97	141.307	4	2320	Structure	OD 729	137.56	2017	MAJOR_REHAB_SUPERSTR	Blue	\$75,095	67
1305													
1306	0089P	141.307	146.29	4	1200	Pavement	089P-14131	143.80	2009	CHIP_SEAL	Orange	\$255,449	93
1307	0089P	141.307	146.29	4	1200	Pavement	089P-14131	143.80	2017	CHIP_SEAL	Orange	\$323,595	93
1308													
1309	0089P	146.29	147.551	4	1200	Pavement	089P-14629	146.92	2010	MINOR_REHAB ASPHALT	Blue	\$381,798	91
1310	0089P	146.29	147.551	4	1200	Pavement	089P-14629	146.92	2018	CHIP_SEAL	Orange	\$120,913	91
1311													
1312	0089P	147.551	149.834	4	1200	Pavement	089P-14755	148.69	2009	MINOR_REHAB ASPHALT	Blue	\$455,606	80
1313	0089P	147.551	149.834	4	1200	Pavement	089P-14755	148.69	2017	CHIP_SEAL	Orange	\$144,287	80
1314													
1315	0089P	149.834	151.959	4	1200	Pavement	089P-14983	150.90	2012	MINOR_REHAB ASPHALT	Blue	\$543,936	89
1316	0089P	149.834	151.959	4	1200	Pavement	089P-14983	150.90	2020	CHIP_SEAL	Orange	\$172,260	89
1317													
1318	0089P	151.959	156.731	4	1200	Pavement	089P-15196	154.35	2017	MAJOR_REHAB ASPHALT	Blue	\$3,773,304	84
1319													
1320	0089P	156.731	158.257	4	1200	Pavement	089P-15673	157.49	2014	MINOR_REHAB ASPHALT	Blue	\$328,185	91
1321													
1322	0089P	158.257	158.889	4	1200	Pavement	089P-15826	158.57	2011	FUNCTIONAL_REPAIR	Orange	\$112,626	90
1323													
1324	0089P	158.889	164.557	4	1825	Pavement	089P-15889	161.72	2012	CHIP_SEAL	Orange	\$338,347	92
1325	0089P	158.889	164.557	4	1825	Structure	OF 590	161.90	2014	PREVENTIVE_DECK	Orange	\$66,145	92
1326	0089P	158.889	164.557	4	1825	Structure	OF 590	161.90	2014	PREVENTIVE_SUBSTRUCTURE	Orange	\$33,073	92
1327													
1328	0089P	164.557	168.55	4	1468	Pavement	089P-16456	166.55	2010	MINOR_REHAB ASPHALT	Blue	\$0	78
1329	0089P	164.557	168.55	4	1468	Pavement	089P-16456	166.55	2018	CHIP_SEAL	Orange	\$409,775	78
1330													
1331	0089P	168.55	173.538	4	1468	Pavement	089P-16855	171.04	2010	MINOR_REHAB ASPHALT	Blue	\$0	71
1332	0089P	168.55	173.538	4	1468	Pavement	089P-16855	171.04	2018	MINOR_REHAB ASPHALT	Blue	\$1,604,471	71
1333													
1334	0089P	173.538	179.02	4	1330	Pavement	089P-17354	176.28	2007	FUNCTIONAL_REPAIR	Orange	\$947,297	71
1335	0089P	173.538	179.02	4	1330	Pavement	089P-17354	176.28	2015	MINOR_REHAB ASPHALT	Blue	\$1,500,009	71
1336													
1337	0089P	179.02	184.102	4	1385	Pavement	089P-17902	181.56	2010	MINOR_REHAB ASPHALT	Blue	\$1,626,513	73
1338	0089P	179.02	184.102	4	1385	Pavement	089P-17902	181.56	2018	MINOR_REHAB ASPHALT	Blue	\$2,060,418	73
1339													
1340	0089P	184.102	191.74	4	1385	Pavement	089P-18410	187.92	2010	MINOR_REHAB ASPHALT	Blue	\$1,913,545	76
1341	0089P	184.102	191.74	4	1385	Structure	OF 587	190.18	2015	PREVENTIVE_DECK	Orange	\$52,155	81
1342	0089P	184.102	191.74	4	1385	Structure	OF 587	190.18	2015	PREVENTIVE_SUBSTRUCTURE	Orange	\$26,078	81
1343	0089P	184.102	191.74	4	1385	Structure	OD 764	190.26	2015	REPLACE_STRUCTURE	Blue	\$484,744	56

Line	Road	From	To	Region	AADT	Asset	ElementID	Milepoint	Year	Treatment	Budget	Cost	Condition
1344													
1345	0089P	225.362	227.111	4	1385	Pavement	089P-19104	226.24	2009	FUNCTIONAL_REPAIR	Orange	\$342,545	77
1346	0089P	225.362	227.111	4	1385	Pavement	089P-19104	226.24	2017	MINOR_REHAB_ASPHALT	Blue	\$542,407	77
1347	0089P	225.362	227.111	4	1385	Structure	0F 366	226.85	2017	PREVENTIVE_DECK	Orange	\$94,910	79
1348	0089P	225.362	227.111	4	1385	Structure	0F 366	226.85	2017	PREVENTIVE_SUBSTRUCTURE	Orange	\$47,455	79
1349													
1350	0089P	227.111	230.517	4	7658	Pavement	089P-19279	228.81	2020	PREV_MAINT_CONCRETE	Orange	\$1,143,035	98
1351													
1352	0089P	230.517	234.177	4	8237	Pavement	089P-19620	232.35	2009	CHIP_SEAL	Orange	\$272,700	89
1353	0089P	230.517	234.177	4	8237	Pavement	089P-19620	232.35	2017	MINOR_REHAB_ASPHALT	Blue	\$1,381,793	89
1354													
1355	0089P	234.177	237.276	4	7645	Pavement	089P-19986	235.73	2011	MAJOR_REHAB_ASPHALT	Blue	\$3,007,109	74
1356													
1357	0089P	237.276	239.365	4	6541	Pavement	089P-20341	238.32	2009	MAJOR_REHAB_ASPHALT	Blue	\$1,074,876	76
1358													
1359	0089P	239.365	242.212	4	6541	Pavement	089P-20505	240.79	2012	CHIP_SEAL	Orange	\$188,266	90
1360													
1361	0089P	242.212	247.278	4	3144	Pavement	089P-20789	244.75	2007	FUNCTIONAL_REPAIR	Orange	\$945,075	77
1362	0089P	242.212	247.278	4	3144	Pavement	089P-20789	244.75	2015	CHIP_SEAL	Orange	\$374,123	77
1363													
1364	0089P	247.278	255.667	4	3254	Pavement	089P-21296	251.47	2009	MINOR_REHAB_ASPHALT	Blue	\$1,486,249	89
1365	0089P	247.278	255.667	4	3254	Pavement	089P-21296	251.47	2017	CHIP_SEAL	Orange	\$470,684	89
1366													
1367	0089P	255.667	256.914	4	3254	Pavement	089P-22135	256.29	2010	CHIP_SEAL	Orange	\$113,901	93
1368	0089P	255.667	256.914	4	3254	Pavement	089P-22135	256.29	2018	MINOR_REHAB_ASPHALT	Blue	\$577,148	93
1369													
1370	0089P	256.914	262.696	4	8035	Pavement	089P-22260	259.81	2010	MINOR_REHAB_ASPHALT	Blue	\$1,055,183	82
1371													
1372	0089P	262.696	263.856	4	5169	Pavement	089P-22838	263.28	2010	MAJOR_REHAB_ASPHALT	Blue	\$1,235,603	81
1373													
1374	0089P	263.856	268.325	4	6115	Pavement	089P-22954	266.09	2010	CHIP_SEAL	Orange	\$305,484	90
1375	0089P	263.856	268.325	4	6115	Pavement	089P-22954	266.09	2020	MINOR_REHAB_ASPHALT	Blue	\$1,642,179	90
1376													
1377	0089P	268.325	278.002	4	2573	Pavement	089P-23401	273.16	2006	FUNCTIONAL_REPAIR	Orange	\$1,884,749	72
1378	0089P	268.325	278.002	4	2573	Pavement	089P-23401	273.16	2017	MINOR_REHAB_ASPHALT	Blue	\$3,261,166	72
1379													
1380	0089P	278.002	278.681	4	2573	Pavement	089P-24368	278.34	2008	FUNCTIONAL_REPAIR	Orange	\$192,395	78
1381	0089P	278.002	278.681	4	2573	Pavement	089P-24368	278.34	2017	MINOR_REHAB_ASPHALT	Blue	\$313,789	78
1382													
1383	0089P	278.681	290.177	4	3734	Pavement	089P-24436	284.43	2011	MINOR_REHAB_ASPHALT	Blue	\$3,388,159	77
1384	0089P	278.681	290.177	4	3734	Safety	0089P-285.36	285.86	2011	SAFETY_IMPROVEMENT	Safety	\$289,819	8
1385	0089P	278.681	290.177	4	3734	Safety	0089P-286.36	286.86	2011	SAFETY_IMPROVEMENT	Safety	\$289,819	7

Line	Road	From	To	Region	AADT	Asset	ElementID	Milepoint	Year	Treatment	Budget	Cost	Condition
1428	0095P	79.622	95.545	4	499	Pavement	095P-07962	87.58	2019	MINOR_REHAB_ASPHALT	Blue	\$4,993,485	86
1429													
1430	0095P	95.545	105.458	4	630	Pavement	095P-09554	100.50	2018	MINOR_REHAB_ASPHALT	Blue	\$3,324,373	87
1431													
1432	0095P	105.458	115.363	4	630	Pavement	095P-10546	110.41	2017	MINOR_REHAB_ASPHALT	Blue	\$3,362,027	85
1433													
1434	0095P	115.363	121.139	4	630	Pavement	095P-11536	118.25	2019	MAJOR_REHAB_ASPHALT	Blue	\$4,886,481	83
1435	0095P	115.363	121.139	4	630	Structure	0C 301	115.46	2012	PREVENTIVE_DECK	Orange	\$40,255	84
1436	0095P	115.363	121.139	4	630	Structure	0C 301	115.46	2012	PREVENTIVE_SUBSTRUCTURE	Orange	\$20,127	84
1437													
1438	0096P	0	11.365	4	746	Pavement	096P-00000	5.68	2020	MAJOR_REHAB_ASPHALT	Blue	\$10,139,627	82
1439													
1440	0096P	11.365	22.756	4	925	Pavement	096P-01136	17.06	2014	MINOR_REHAB_ASPHALT	Blue	\$2,922,895	82
1441	0096P	11.365	22.756	4	925	Structure	0D 202	11.39	2014	PREVENTIVE_DECK	Orange	\$10,000	95
1442	0096P	11.365	22.756	4	925	Structure	0D 202	11.39	2014	PREVENTIVE_SUBSTRUCTURE	Orange	\$10,000	95
1443													
1444	0099P	0	4.195	4	3607	Pavement	099P-00000	2.10	2010	MINOR_REHAB_ASPHALT	Blue	\$1,816,957	78
1445	0099P	0	4.195	4	3607	Pavement	099P-00000	2.10	2020	MINOR_REHAB_ASPHALT	Blue	\$2,441,838	78
1446	0099P	0	4.195	4	3607	Structure	0C 580	0.10	2014	PREVENTIVE_DECK	Orange	\$157,693	98
1447	0099P	0	4.195	4	3607	Structure	0C 580	0.10	2014	PREVENTIVE_SUBSTRUCTURE	Orange	\$78,847	98
1448													
1449	0100P	0	16.925	4	632	Pavement	100P-00000	8.46	2016	MINOR_REHAB_ASPHALT	Blue	\$5,629,492	88
1450	0100P	0	16.925	4	632	Structure	0C 445	0.79	2016	PREVENTIVE_DECK	Orange	\$116,667	100
1451	0100P	0	16.925	4	632	Structure	0C 445	0.79	2016	PREVENTIVE_SUBSTRUCTURE	Orange	\$58,334	100
1452													
1453	0116P	0	2.531	4	2622	Pavement	116P-00000	1.27	2012	MINOR_REHAB_ASPHALT	Blue	\$725,029	75
1454													
1455	0116P	2.531	6.556	4	2604	Pavement	116P-00253	4.54	2012	MINOR_REHAB_ASPHALT	Blue	\$1,031,155	73
1456													
1457	0116P	6.556	7.052	4	2600	Pavement	116P-00656	6.80	2009	FUNCTIONAL_REPAIR	Orange	\$210,198	87
1458	0116P	6.556	7.052	4	2600	Pavement	116P-00656	6.80	2018	MINOR_REHAB_ASPHALT	Blue	\$342,826	87
1459													
1460	0117P	0	4.908	4	662	Pavement	117P-00000	2.45	2012	MINOR_REHAB_ASPHALT	Blue	\$1,421,056	87
1461	0117P	0	4.908	4	662	Pavement	117P-00000	2.45	2020	CHIP_SEAL	Orange	\$450,038	87
1462													
1463	0117P	4.908	12.195	4	1084	Pavement	117P-00491	8.55	2010	MINOR_REHAB_ASPHALT	Blue	\$1,662,962	83
1464	0117P	4.908	12.195	4	1084	Pavement	117P-00491	8.55	2018	MINOR_REHAB_ASPHALT	Blue	\$2,106,590	83
1465													
1466	0118P	0	14.703	4	2467	Pavement	118P-00000	7.35	2013	MAJOR_REHAB_ASPHALT	Blue	\$10,106,405	73
1467	0118P	0	14.703	4	2467	Structure	0F 466	1.09	2013	PREVENTIVE_DECK	Orange	\$37,285	100
1468	0118P	0	14.703	4	2467	Structure	0F 466	1.09	2013	PREVENTIVE_SUBSTRUCTURE	Orange	\$18,643	100
1469	0118P	0	14.703	4	2467	Structure	0D 272	9.27	2013	REPLACE_STRUCTURE	Blue	\$292,479	66

Line	Road	From	To	Region	AADT	Asset	ElementID	Milepoint	Year	Treatment	Budget	Cost	Condition
1470													
1471	0118P	14.704	24.173	4	4786	Pavement	118P-01557	19.44	2012	MINOR_REHAB ASPHALT	Blue	\$2,218,587	82
1472													
1473	0119P	0	4.582	4	2143	Pavement	119P-00000	2.29	2009	FUNCTIONAL_REPAIR	Orange	\$922,415	75
1474	0119P	0	4.582	4	2143	Pavement	119P-00000	2.29	2017	MINOR_REHAB ASPHALT	Blue	\$1,460,610	75
1475	0119P	0	4.582	4	2143	Structure	0F 467	2.08	2017	PREVENTIVE_DECK	Orange	\$34,484	96
1476	0119P	0	4.582	4	2143	Structure	0F 467	2.08	2017	PREVENTIVE_SUBSTRUCTURE	Orange	\$17,242	96
1477													
1478	0119P	4.582	8.78	4	1331	Pavement	119P-00458	6.68	2015	MAJOR_REHAB ASPHALT	Blue	\$3,681,371	71
1479													
1480	0120P	0	1.935	4	8669	Pavement	120P-00000	0.97	2011	MAJOR_REHAB ASPHALT	Blue	\$1,655,599	84
1481													
1482	0120P	1.935	2.939	4	11158	Pavement	120P-00194	2.44	2009	MINOR_REHAB_CONCRETE	Blue	\$624,224	93
1483													
1484	0120P	2.939	3.906	4	5009	Pavement	120P-00294	3.42	2008	FUNCTIONAL_REPAIR	Orange	\$351,807	85
1485	0120P	2.939	3.906	4	5009	Pavement	120P-00294	3.42	2016	CHIP_SEAL	Orange	\$139,268	85
1486													
1487	0122P	0	5.483	4	657	Pavement	122P-00000	2.74	2014	MAJOR_REHAB ASPHALT	Blue	\$3,415,172	70
1488													
1489	0122P	5.483	8.793	4	645	Pavement	122P-00548	7.14	2012	MAJOR_REHAB ASPHALT	Blue	\$1,914,075	60
1490													
1491	0123P	0	11.422	4	2243	Pavement	123P-00000	5.71	2015	MINOR_REHAB ASPHALT	Blue	\$3,654,952	80
1492													
1493	0124P	0	7.958	4	166	Pavement	124P-00000	3.98	2013	MINOR_REHAB ASPHALT	Blue	\$1,593,129	44
1494													
1495	0125P	0	9.917	4	1248	Pavement	125P-00000	4.96	2012	MINOR_REHAB ASPHALT	Blue	\$2,386,794	81
1496													
1497	0125P	9.917	21.869	4	201	Pavement	125P-00992	15.89	2014	MINOR_REHAB ASPHALT	Blue	\$2,779,314	77
1498													
1499	0128P	0	2.984	4	700	Pavement	128P-00000	1.49	2015	MAJOR_REHAB ASPHALT	Blue	\$2,059,872	73
1500													
1501	0128P	2.984	20.385	4	655	Pavement	128P-00298	11.68	2019	MAJOR_REHAB ASPHALT	Blue	\$14,338,434	75
1502	0128P	2.984	20.385	4	655	Structure	0E1007	7.72	2019	PREVENTIVE_DECK	Orange	\$10,000	95
1503	0128P	2.984	20.385	4	655	Structure	0E1007	7.72	2019	PREVENTIVE_SUBSTRUCTURE	Orange	\$10,000	95
1504													
1505	0128P	20.385	30.01	4	655	Pavement	128P-02039	25.20	2016	MAJOR_REHAB ASPHALT	Blue	\$6,071,234	71
1506	0128P	20.385	30.01	4	655	Structure	0F 329	28.96	2010	PREVENTIVE_DECK	Orange	\$12,975	84
1507	0128P	20.385	30.01	4	655	Structure	0F 329	28.96	2010	PREVENTIVE_SUBSTRUCTURE	Orange	\$10,000	84
1508	0128P	20.385	30.01	4	655	Structure	0C 734	29.98	2016	PREVENTIVE_SUBSTRUCTURE	Orange	\$143,335	88
1509													
1510	0128P	30.01	31.879	4	655	Pavement	128P-03001	30.94	2010	MINOR_REHAB ASPHALT	Blue	\$309,812	81
1511	0128P	30.01	31.879	4	655	Pavement	128P-03001	30.94	2018	CHIP_SEAL	Orange	\$98,115	81

Line	Road	From	To	Region	AADT	Asset	ElementID	Milepoint	Year	Treatment	Budget	Cost	Condition
1512													
1513	0128P	31.879	40.102	4	655	Pavement	128P-03188	35.99	2017	MAJOR_REHAB_ASPHALT	Blue	\$5,211,142	85
1514	0128P	31.879	40.102	4	655	Structure	0F 546	34.21	2017	PREVENTIVE_DECK	Orange	\$58,905	91
1515	0128P	31.879	40.102	4	655	Structure	0F 546	34.21	2017	PREVENTIVE_SUBSTRUCTURE	Orange	\$29,452	91
1516													
1517	0128P	40.102	41.538	4	655	Pavement	128P-04010	40.82	2010	MINOR_REHAB_ASPHALT	Blue	\$255,139	88
1518	0128P	40.102	41.538	4	655	Pavement	128P-04010	40.82	2018	CHIP_SEAL	Orange	\$80,801	88
1519													
1520	0128P	41.538	44.555	4	655	Pavement	128P-04154	43.05	2018	MAJOR_REHAB_ASPHALT	Blue	\$2,631,795	80
1521	0128P	41.538	44.555	4	655	Structure	0F 269	44.51	2014	PREVENTIVE_DECK	Orange	\$104,188	98
1522	0128P	41.538	44.555	4	655	Structure	0F 269	44.51	2014	PREVENTIVE_SUBSTRUCTURE	Orange	\$52,094	98
1523													
1524	0130P	0	5.322	4	13671	Pavement	130P-00000	2.66	2009	CHIP_SEAL	Orange	\$647,580	90
1525	0130P	0	5.322	4	13671	Pavement	130P-00000	2.66	2017	CHIP_SEAL	Orange	\$820,335	90
1526	0130P	0	5.322	4	13671	Structure	3C 502	0.00	2020	REPLACE_STRUCTURE	Blue	\$2,063,663	76
1527	0130P	0	5.322	4	13671	Structure	0D 546	2.87	2011	PREVENTIVE_DECK	Orange	\$69,854	87
1528	0130P	0	5.322	4	13671	Structure	0D 546	2.87	2011	PREVENTIVE_SUBSTRUCTURE	Orange	\$34,927	87
1529	0130P	0	5.322	4	13671	Safety	0130P-002.00	2.50	2017	SAFETY_IMPROVEMENT	Safety	\$692,117	6
1530													
1531	0130P	5.322	6.517	4	22107	Pavement	130P-00532	5.92	2012	CHIP_SEAL	Orange	\$197,449	90
1532	0130P	5.322	6.517	4	22107	Pavement	130P-00532	5.92	2020	CHIP_SEAL	Orange	\$250,123	90
1533	0130P	5.322	6.517	4	22107	Structure	0C 821	6.16	2009	PREVENTIVE_DECK	Orange	\$10,000	96
1534	0130P	5.322	6.517	4	22107	Structure	0C 821	6.16	2009	PREVENTIVE_SUBSTRUCTURE	Orange	\$10,000	96
1535	0130P	5.322	6.517	4	22107	Structure	0C 821	6.16	2017	REPAIR_DECK	Blue	\$10,000	96
1536													
1537	0130P	6.517	19.959	4	2363	Pavement	130P-00652	13.24	2009	FUNCTIONAL_REPAIR	Orange	\$2,961,173	85
1538													
1539	0130P	19.959	27.24	4	1085	Pavement	130P-01996	23.60	2012	CHIP_SEAL	Orange	\$325,779	90
1540	0130P	19.959	27.24	4	1085	Pavement	130P-01996	23.60	2020	CHIP_SEAL	Orange	\$412,688	90
1541													
1542	0130P	27.24	33.677	4	1085	Pavement	130P-02724	30.46	2012	FUNCTIONAL_REPAIR	Orange	\$1,136,071	86
1543	0130P	27.24	33.677	4	1085	Pavement	130P-02724	30.46	2020	CHIP_SEAL	Orange	\$449,732	86
1544													
1545	0130P	33.677	43.076	4	1033	Pavement	130P-03368	38.38	2008	CHIP_SEAL	Orange	\$409,053	95
1546	0130P	33.677	43.076	4	1033	Pavement	130P-03368	38.38	2016	CHIP_SEAL	Orange	\$518,177	95
1547													
1548	0132P	0	8.658	4	1152	Pavement	132P-00000	4.33	2012	CHIP_SEAL	Orange	\$514,287	92
1549	0132P	0	8.658	4	1152	Pavement	132P-00000	4.33	2020	CHIP_SEAL	Orange	\$651,483	92
1550	0132P	0	8.658	4	1152	Structure	0D 573	2.74	2011	PREVENTIVE_DECK	Orange	\$33,467	85
1551	0132P	0	8.658	4	1152	Structure	0D 573	2.74	2011	PREVENTIVE_SUBSTRUCTURE	Orange	\$16,733	85
1552													
1553	0132P	41.88	47.091	4	2507	Pavement	132P-04188	44.49	2009	MINOR_REHAB_ASPHALT	Blue	\$1,380,088	86

Line	Road	From	To	Region	AADT	Asset	ElementID	Milepoint	Year	Treatment	Budget	Cost	Condition
1638	0174P	0	8.135	4	575	Pavement	174P-0000	4.07	2011	FUNCTIONAL_REPAIR	Orange	\$1,985,217	76
1639													
1640	0191P	0	11.987	4	1096	Pavement	191P-0000	5.99	2006	FUNCTIONAL_REPAIR	Orange	\$2,053,146	87
1641	0191P	0	11.987	4	1096	Pavement	191P-0000	5.99	2014	CHIP_SEAL	Orange	\$812,770	87
1642													
1643	0191P	11.987	21.241	4	1096	Pavement	191P-01199	16.61	2019	MINOR_REHAB_ASPHALT	Blue	\$5,219,380	81
1644	0191P	11.987	21.241	4	1096	Structure	OC 616	20.56	2019	PREVENTIVE_DECK	Orange	\$231,742	95
1645	0191P	11.987	21.241	4	1096	Structure	OC 616	20.56	2019	PREVENTIVE_SUBSTRUCTURE	Orange	\$115,871	95
1646													
1647	0191P	21.241	35.956	4	2327	Pavement	191P-02124	28.60	2016	FUNCTIONAL_REPAIR	Orange	\$4,604,563	87
1648	0191P	21.241	35.956	4	2327	Structure	OF 425	25.02	2016	PREVENTIVE_DECK	Orange	\$123,619	79
1649	0191P	21.241	35.956	4	2327	Structure	OF 425	25.02	2016	PREVENTIVE_SUBSTRUCTURE	Orange	\$61,810	79
1650													
1651	0191P	35.956	41.261	4	2831	Pavement	191P-03596	38.61	2011	CHIP_SEAL	Orange	\$349,609	93
1652	0191P	35.956	41.261	4	2831	Pavement	191P-03596	38.61	2019	CHIP_SEAL	Orange	\$442,875	93
1653													
1654	0191P	41.261	47.535	4	2861	Pavement	191P-04126	44.40	2010	CHIP_SEAL	Orange	\$525,541	92
1655													
1656	0191P	47.535	49.891	4	3964	Pavement	191P-04754	48.71	2010	MINOR_REHAB_ASPHALT	Blue	\$656,073	89
1657													
1658	0191P	49.891	51.494	4	6207	Pavement	191P-04989	50.69	2012	FUNCTIONAL_REPAIR	Orange	\$1,051,775	87
1659													
1660	0191P	51.494	51.593	4	7450	Pavement	191P-05149	51.54	2019	MINOR_REHAB_CONCRETE	Blue	\$117,704	99
1661													
1662	0191P	51.593	52.21	4	4735	Pavement	191P-05159	51.90	2010	CHIP_SEAL	Orange	\$84,287	90
1663	0191P	51.593	52.21	4	4735	Pavement	191P-05159	51.90	2018	MINOR_REHAB_ASPHALT	Blue	\$427,090	90
1664													
1665	0191P	52.21	53.746	4	2855	Pavement	191P-05221	52.98	2011	MINOR_REHAB_ASPHALT	Blue	\$347,263	88
1666	0191P	52.21	53.746	4	2855	Pavement	191P-05221	52.98	2020	MINOR_REHAB_ASPHALT	Blue	\$453,099	88
1667													
1668	0191P	53.746	60.598	4	2855	Pavement	191P-05375	57.17	2013	MINOR_REHAB_ASPHALT	Blue	\$2,867,633	91
1669													
1670	0191P	60.598	62.6	4	2660	Pavement	191P-06060	61.60	2011	MINOR_REHAB_ASPHALT	Blue	\$459,889	90
1671													
1672	0191P	62.6	72.051	4	2660	Pavement	191P-06260	67.33	2011	FUNCTIONAL_REPAIR	Orange	\$2,620,427	83
1673													
1674	0191P	72.051	79.601	4	3254	Pavement	191P-07205	75.83	2016	MAJOR_REHAB_ASPHALT	Blue	\$9,074,209	72
1675													
1676	0191P	79.601	86.512	4	3110	Pavement	191P-07960	83.06	2010	MINOR_REHAB_ASPHALT	Blue	\$2,205,133	75
1677													
1678	0191P	86.512	89.615	4	3110	Pavement	191P-08651	88.06	2010	FUNCTIONAL_REPAIR	Orange	\$590,465	86
1679	0191P	86.512	89.615	4	3110	Pavement	191P-08651	88.06	2019	CHIP_SEAL	Orange	\$240,757	86

Line	Road	From	To	Region	AADT	Asset	ElementID	Milepoint	Year	Treatment	Budget	Cost	Condition
1680													
1681	0191P	89.615	96.615	4	3110	Pavement	191P-08962	93.12	2009	MINOR_REHAB_ASPHALT	Blue	\$1,804,730	70
1682	0191P	89.615	96.615	4	3110	Pavement	191P-08962	93.12	2018	MINOR_REHAB_ASPHALT	Blue	\$2,354,764	70
1683													
1684	0191P	96.615	99.661	4	3110	Pavement	191P-09662	98.14	2013	MAJOR_REHAB_ASPHALT	Blue	\$2,425,540	77
1685													
1686	0191P	99.661	104.064	4	3110	Pavement	191P-09966	101.86	2011	MINOR_REHAB_ASPHALT	Blue	\$1,116,872	84
1687	0191P	99.661	104.064	4	3110	Pavement	191P-09966	101.86	2020	MINOR_REHAB_ASPHALT	Blue	\$1,457,265	84
1688													
1689	0191P	104.064	108.317	4	3249	Pavement	191P-10406	106.19	2013	MAJOR_REHAB_ASPHALT	Blue	\$3,614,412	70
1690													
1691	0191P	108.317	111.181	4	3255	Pavement	191P-10832	109.75	2010	MINOR_REHAB_ASPHALT	Blue	\$747,194	65
1692	0191P	108.317	111.181	4	3255	Pavement	191P-10832	109.75	2019	MINOR_REHAB_ASPHALT	Blue	\$974,918	65
1693	0191P	108.317	111.181	4	3255	Structure	0F 594	110.62	2014	PREVENTIVE_DECK	Orange	\$96,457	80
1694	0191P	108.317	111.181	4	3255	Structure	0F 594	110.62	2014	PREVENTIVE_SUBSTRUCTURE	Orange	\$48,228	80
1695													
1696	0191P	111.181	111.762	4	3255	Pavement	191P-11118	111.47	2010	MINOR_REHAB_ASPHALT	Blue	\$255,139	61
1697													
1698	0191P	111.762	115.002	4	3255	Pavement	191P-11176	113.38	2009	MINOR_REHAB_ASPHALT	Blue	\$1,105,840	55
1699													
1700	0191P	115.002	124.59	4	5924	Pavement	191P-11500	119.80	2014	MINOR_REHAB_ASPHALT	Blue	\$3,753,612	69
1701													
1702	0191P	124.59	127.356	4	13352	Pavement	191P-12459	125.97	2010	MAJOR_REHAB_ASPHALT	Blue	\$3,389,708	49
1703	0191P	124.59	127.356	4	13352	Structure	0E1037	125.09	2012	REPAIR_CULVERT	Blue	\$179,108	82
1704	0191P	124.59	127.356	4	13352	Structure	0D 590	125.55	2019	MAJOR_REHAB_SUPERSTR	Blue	\$459,751	71
1705													
1706	0191P	127.356	129.23	4	8065	Pavement	191P-12736	128.29	2006	MINOR_REHAB_ASPHALT	Blue	\$0	51
1707	0191P	127.356	129.23	4	8065	Pavement	191P-12736	128.29	2016	MINOR_REHAB_ASPHALT	Blue	\$990,112	51
1708	0191P	127.356	129.23	4	8065	Structure	0C 285	128.41	2016	PREVENTIVE_DECK	Orange	\$351,649	95
1709	0191P	127.356	129.23	4	8065	Structure	0C 285	128.41	2016	PREVENTIVE_SUBSTRUCTURE	Orange	\$175,824	95
1710	0191P	127.356	129.23	4	8065	Structure	0C 756	128.78	2020	REPAIR_DECK	Blue	\$359,004	80
1711													
1712	0191P	129.23	130.551	4	5520	Pavement	191P-12923	129.89	2006	MINOR_REHAB_ASPHALT	Blue	\$0	93
1713	0191P	129.23	130.551	4	5520	Pavement	191P-12923	129.89	2014	CHIP_SEAL	Orange	\$117,941	93
1714													
1715	0191P	130.551	137.334	4	3296	Pavement	191P-13055	133.94	2008	CHIP_SEAL	Orange	\$508,901	94
1716	0191P	130.551	137.334	4	3296	Pavement	191P-13055	133.94	2017	MINOR_REHAB_ASPHALT	Blue	\$2,656,002	94
1717	0191P	130.551	137.334	4	3296	Structure	0C 928	136.56	2017	PREVENTIVE_DECK	Orange	\$166,327	80
1718	0191P	130.551	137.334	4	3296	Structure	0C 928	136.56	2017	PREVENTIVE_SUBSTRUCTURE	Orange	\$83,163	80
1719													
1720	0191P	137.334	140.655	4	3296	Pavement	191P-13733	138.99	2010	MINOR_REHAB_ASPHALT	Blue	\$1,075,230	81
1721	0191P	137.334	140.655	4	3296	Pavement	191P-13733	138.99	2020	MINOR_REHAB_ASPHALT	Blue	\$1,445,019	81

Line	Road	From	To	Region	AADT	Asset	ElementID	Milepoint	Year	Treatment	Budget	Cost	Condition
1722													
1723	0191P	140.655	145.655	4	2855	Pavement	191P-14066	143.16	2010	MINOR_REHAB ASPHALT	Blue	\$1,394,154	80
1724	0191P	140.655	145.655	4	2855	Pavement	191P-14066	143.16	2018	CHIP_SEAL	Orange	\$441,518	80
1725	0191P	140.655	145.655	4	2855	Structure	0C 444	143.30	2015	REPLACE_STRUCTURE	Blue	\$1,593,904	61
1726													
1727	0191P	145.655	151.658	4	2855	Pavement	191P-14566	148.66	2014	MAJOR_REHAB ASPHALT	Blue	\$5,876,557	70
1728													
1729	0191P	151.658	157.193	4	2855	Pavement	191P-15166	154.43	2010	MINOR_REHAB ASPHALT	Blue	\$1,685,742	75
1730	0191P	151.658	157.193	4	2855	Pavement	191P-15166	154.43	2020	MINOR_REHAB ASPHALT	Blue	\$2,265,496	75
1731	0191P	151.658	157.193	4	2855	Structure	0F 426	151.71	2011	PREVENTIVE_DECK	Orange	\$39,868	77
1732	0191P	151.658	157.193	4	2855	Structure	0F 426	151.71	2011	PREVENTIVE_SUBSTRUCTURE	Orange	\$19,934	77
1733													
1734	0191P	251.434	260.218	4	469	Pavement	191P-15793	255.83	2013	MINOR_REHAB ASPHALT	Blue	\$2,638,621	75
1735													
1736	0211P	0	18.915	4	370	Pavement	211P-00000	9.46	2013	FUNCTIONAL_REPAIR	Orange	\$2,955,255	74
1737													
1738	0212P	0	1.288	4	15668	Pavement	212P-00000	0.64	2011	MAJOR_REHAB ASPHALT	Blue	\$1,447,241	75
1739	0212P	0	1.288	4	15668	Structure	0D 416	0.71	2016	PREVENTIVE_DECK	Orange	\$70,694	95
1740	0212P	0	1.288	4	15668	Structure	0D 416	0.71	2016	PREVENTIVE_SUBSTRUCTURE	Orange	\$35,347	95
1741	0212P	0	1.288	4	15668	Safety	0212P-000.00	0.50	2013	SAFETY_IMPROVEMENT	Safety	\$307,468	6
1742													
1743	0219P	0	1.664	4	2855	Pavement	219P-00000	0.83	2013	MAJOR_REHAB ASPHALT	Blue	\$1,843,052	69
1744	0219P	0	1.664	4	2855	Structure	0F 563	0.33	2013	REPLACE_STRUCTURE	Blue	\$273,867	57
1745													
1746	0228P	0	1.824	4	1840	Pavement	228P-00000	0.91	2011	MINOR_REHAB ASPHALT	Blue	\$455,196	91
1747													
1748	0244P	0	0.91	4	2264	Pavement	244P-00000	0.46	2010	MAJOR_REHAB ASPHALT	Blue	\$820,091	81
1749	0244P	0	0.91	4	2264	Structure	0F 384	0.91	2015	REPLACE_DECK	Blue	\$617,569	96
1750													
1751	0256P	0	5.591	4	1041	Pavement	256P-00000	2.80	2009	FUNCTIONAL_REPAIR	Orange	\$792,666	75
1752	0256P	0	5.591	4	1041	Pavement	256P-00000	2.80	2017	MINOR_REHAB ASPHALT	Blue	\$1,255,157	75
1753													
1754	0257P	0	13.848	4	670	Pavement	257P-00000	6.92	2010	MINOR_REHAB ASPHALT	Blue	\$3,049,826	79
1755	0257P	0	13.848	4	670	Pavement	257P-00000	6.92	2019	CHIP_SEAL	Orange	\$994,833	79
1756													
1757	0257P	13.848	32.845	4	470	Pavement	257P-01385	23.35	2012	CHIP_SEAL	Orange	\$954,138	89
1758	0257P	13.848	32.845	4	470	Pavement	257P-01385	23.35	2020	CHIP_SEAL	Orange	\$1,208,673	89
1759													
1760	0257P	32.845	45.608	4	470	Pavement	257P-03284	39.23	2008	FUNCTIONAL_REPAIR	Orange	\$1,455,328	79
1761													
1762	0257P	45.608	60.816	4	752	Pavement	257P-04561	53.21	2008	CHIP_SEAL	Orange	\$1,057,741	89
1763	0257P	45.608	60.816	4	752	Pavement	257P-04561	53.21	2018	MINOR_REHAB ASPHALT	Blue	\$5,686,062	89

Line	Road	From	To	Region	AADT	Asset	ElementID	Milepoint	Year	Treatment	Budget	Cost	Condition
1806	0276P	23.538	35.046	4	784	Pavement	276P-02354	29.29	2019	MINOR_REHAB ASPHALT	Blue	\$5,201,546	82
1807	0276P	23.538	35.046	4	784	Structure	OF 150	30.16	2014	PREVENTIVE_DECK	Orange	\$80,135	85
1808	0276P	23.538	35.046	4	784	Structure	OF 150	30.16	2014	PREVENTIVE_SUBSTRUCTURE	Orange	\$40,068	85
1809													
1810	0276P	35.046	48.638	4	365	Pavement	276P-03505	41.84	2018	MINOR_REHAB ASPHALT	Blue	\$3,878,435	85
1811													
1812	0276P	48.638	52.625	4	365	Pavement	276P-04864	50.63	2013	MINOR_REHAB ASPHALT	Blue	\$955,878	84
1813													
1814	0276P	52.625	61.592	4	365	Pavement	276P-05262	57.11	2012	FUNCTIONAL_REPAIR	Orange	\$1,678,199	74
1815													
1816	0276P	61.592	66.574	4	365	Pavement	276P-06159	64.08	2008	FUNCTIONAL_REPAIR	Orange	\$831,420	80
1817	0276P	61.592	66.574	4	365	Pavement	276P-06159	64.08	2016	CHIP_SEAL	Orange	\$329,130	80
1818													
1819	0276P	66.574	70.929	4	365	Pavement	276P-06657	68.75	2012	MINOR_REHAB ASPHALT	Blue	\$1,015,040	80
1820													
1821	0279P	0	15.176	4	400	Pavement	279P-00000	7.59	2013	FUNCTIONAL_REPAIR	Orange	\$3,042,877	72
1822	0279P	0	15.176	4	400	Structure	0E1304	1.82	2013	PREVENTIVE_DECK	Orange	\$10,000	95
1823	0279P	0	15.176	4	400	Structure	0E1304	1.82	2013	PREVENTIVE_SUBSTRUCTURE	Orange	\$10,000	95
1824													
1825	0289P	0	0.869	4	10545	Pavement	289P-00000	0.43	2012	MINOR_REHAB ASPHALT	Blue	\$419,550	87
1826	0289P	0	0.869	4	10545	Pavement	289P-00000	0.43	2020	MINOR_REHAB ASPHALT	Blue	\$531,473	87
1827													
1828	0289P	0.869	1.68	4	10545	Pavement	289P-00087	1.27	2012	MINOR_REHAB ASPHALT	Blue	\$297,745	87
1829	0289P	0.869	1.68	4	10545	Pavement	289P-00087	1.27	2020	MINOR_REHAB ASPHALT	Blue	\$377,175	87
1830													
1831	0289P	1.68	1.886	4	10545	Pavement	289P-00168	1.78	2012	MINOR_REHAB ASPHALT	Blue	\$136,305	87
1832	0289P	1.68	1.886	4	10545	Pavement	289P-00168	1.78	2020	MINOR_REHAB ASPHALT	Blue	\$172,668	87
1833													
1834	0290P	0	1.165	4	4555	Pavement	290P-00000	0.58	2009	MINOR_REHAB ASPHALT	Blue	\$513,110	91
1835	0290P	0	1.165	4	4555	Pavement	290P-00000	0.58	2017	CHIP_SEAL	Orange	\$162,498	91
1836													
1837	0310P	0	0.34	4	300	Pavement	310P-00000	0.17	2013	FUNCTIONAL_REPAIR	Orange	\$66,911	93
1838													
1839	0313P	0	7.144	4	607	Pavement	313P-00000	3.57	2012	MINOR_REHAB ASPHALT	Blue	\$1,575,729	85
1840	0313P	0	7.144	4	607	Pavement	313P-00000	3.57	2020	MINOR_REHAB ASPHALT	Blue	\$1,996,086	85
1841													
1842	0313P	7.144	22.519	4	565	Pavement	313P-00714	14.83	2015	CHIP_SEAL	Orange	\$1,481,523	93
1843													
1844	0316P	0	3.512	4	175	Pavement	316P-00000	1.76	2014	MINOR_REHAB ASPHALT	Blue	\$635,858	79
1845													
1846	0318P	0	2.215	4	1225	Pavement	318P-00000	1.11	2011	MINOR_REHAB ASPHALT	Blue	\$520,894	86
1847	0318P	0	2.215	4	1225	Pavement	318P-00000	1.11	2019	MINOR_REHAB ASPHALT	Blue	\$659,853	86

Line	Road	From	To	Region	AADT	Asset	ElementID	Milepoint	Year	Treatment	Budget	Cost	Condition
1848													
1849	0491P	0	17.02	4	2334	Pavement	491P-00000	8.51	2008	RECONSTRUCT ASPHALT	Blue	\$0	42